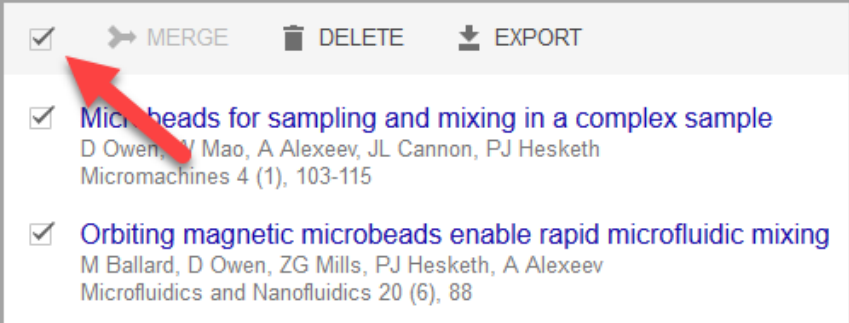
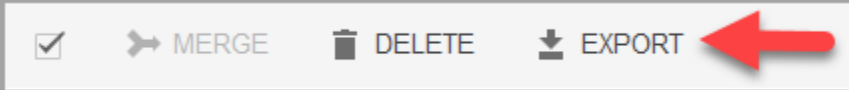
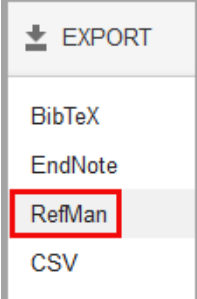


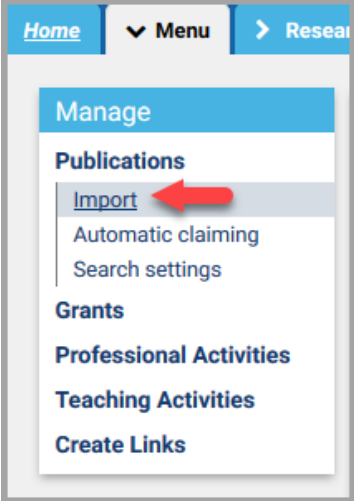
Quick Reference – Import Publications from Google Scholar

This guide will assist you with importing publications from your Google Scholar account into My CV. These imported publications are first checked against existing publications in your My CV profile and will become manual records in your claimed publications. After importing, you will need to update the publication status for the imported records.

Create a bulk export file from your Google Scholar profile

<p>From your Google Scholar profile, select the publications you wish to bulk import. You can do this by selecting individual publications, or select all by clicking the box in the upper right left corner.</p>		
<p>Click Export.</p>		
<p>A drop down of file type options should appear. Select the RefMan file type and locally save the file. The exported file from Google Scholar will have an .ris extension.</p>		

Import your Google Scholar publications into your My CV profile

<p>Log into My CV and navigate to Menu > Manage > Import.</p>	
--	--

(1) Browse for the file you have saved and then click on (2) 'Upload'. Be sure that you have selected the **File type** option, (3) 'Reference Manager/EndNote'.

Upload

Browse for a file and click on the upload button to start the import process.
Please note that BibTeX import does not support block commenting. All well-formed entries will be imported from an uploaded BibTeX file.

File: 1 Browse... citations.ris

File type: 3 Reference Manager/EndNote BibTeX

2 Upload

My CV will compare the imported publications with any publications already in your profile (including any declined publications). It will generate a list showing the new publications and any matches found with existing publications. For each publication that matches an existing record, you will be given a range of options.

For imported publications that match an existing publication of yours that has been added via an external source, you have three choices:

- **Import as new:** create a new record based on this data, separate to the existing record
- **Supplement Existing:** add a manual source to the existing publication record and make this the preferred source
- **Do not import:** skip this record in the import file.

Records to import

Key

New records [0]

Records matched to an existing publication [1]

1. JOURNAL ARTICLE Universal spectral behavior of $x^2(ix)^{\epsilon}$ potentials
Bender, C. M.; Hook, D. W.
This record has been matched with an existing publication

Import as new Supplement existing Do not import

Relationships: AUTHOR

Records matched to an existing publication with an editable record [0]

Clear Import

For records that match an existing publication of yours that have been manually added, either by you or the BU Library, you have three choices:

- **Import as new:** create a new record based on this data, in addition to the existing manual publication
- **Overwrite existing:** overwrite the existing manual record with the new data
- **Do not import:** skip this record in the import file.

Records to import

Key

New records [0]

Records matched to an existing publication [1]

1. JOURNAL ARTICLE Universal spectral behavior of $x^2(ix)^{\epsilon}$ potentials
Bender, C. M.; Hook, D. W.
This record has been matched with an existing publication

Import as new Supplement existing Do not import

Relationships: AUTHOR

Records matched to an existing publication with an editable record [0]

Clear Import

