

2019-2020

ASPPH ASSOCIATION OF
SCHOOLS & PROGRAMS
OF PUBLIC HEALTH

Public Health Graduate School Viewbook



Why Public Health?





THIS IS PUBLIC HEALTH

Public health protects and improves the health of individuals, families, communities, and populations, locally and globally.

Public health professionals prevent disease and injury by promoting healthy lifestyles. They implement educational programs, develop policies, administer services, conduct research, and regulate health systems to achieve these goals.

The public health field confronts global health issues, such as improving access to health care, controlling infectious disease, and reducing environmental hazards, violence, substance abuse, and injury. It spans many disciplines and is regularly spotlighted in popular culture and media.

In the past century, public health initiatives have improved lives worldwide, including increasing life expectancy by almost 30 years in the United States. The development and application of population-based prevention programs will continue improving health over the next decades.



@ThisIsPublicHealth



@ThisIsPublicHealth




@TIPH_Campaign



@TIPHTweets

2019-2020

September 4	Indianapolis, IN
September 5	Kansas City, KS
September 10	Atlanta, GA
September 11	Boston, MA
September 18	Virtual Fair
October 2	New Orleans, LA
October 3	Austin, TX
October 15	Denver, CO
October 16	Portland, OR
October 17	Los Angeles, CA
November 6	Philadelphia, PA
November 20	Virtual Fair
January 15	Virtual Fair





thisispublichealth

858 posts

12k followers

668 following

This Is Public Health (TIPH) Ambassadors serve as champions of public health education, inspiring a passion for public health in the next generation of students. TIPH Ambassadors represent the This Is Public Health brand and ASPPH member institutions.

44

Ambassadors

30

**Member
Institutions**




"I am passionate about advocating and building relationships with the communities that I serve. This week on social media, I've been sharing my life as a SNAP-Ed program assistant for Linn and Benton Counties through OSU Extension."

-Karina Goicochea, Oregon State, Health Promotion and Health Behavior, 2018 Ambassador Cohort

"Today I spent most of my day with this awesome group of people! They are my group members for my global health class. We are consulting with a client located in Uganda to help them create and implement policies for their youth corner that is a ward in the local community health center."

-Ashiye Aator, BU, Health Policy & Law, 2018 Ambassador Cohort



"Statistics plays a *HUGE* role in public health, using data and evidence to help shape the interventions we implement and the healthcare decisions we make. While I've worked as a data analyst on research projects related to LGBT health, Autism Spectrum Disorders, and mental health, my main dissertation research is on randomized controlled trials and how we can generalize clinical trial results to the larger populations they intend to represent (which is also what my paper in this selfie is about!)."

-Ben Ackerman, Johns Hopkins, Biostatistics, 2017 Ambassador Cohort



DELTA OMEGA

The Delta Omega Honorary Society supports students and professionals of public health through a well-connected and highly respected community. Founded in 1924, Delta Omega has 80 chapters worldwide today comprising more than 23,000 members. Every year, Delta Omega inductees include top-achieving graduates and alumni of public health schools and programs.

DELTAOMEGA.org



23,437

Members



115

Chapters



Environmental and Occupational Health

Professionals in this area improve health via the surrounding environment. On the occupational side, that may mean ensuring safety of construction workers, chemical exposures of plant workers, or promoting the use of standing desks for office workers. Environmentally, these professionals may be working to improve access to clean water, or researching the impact of pesticides on health.

Sample Coursework

- Air Quality in the Urban Environment
- Environmental and Educational Health Policy
- Global Climate Change: Health Impact and Response
- Public Health Consequences of Disasters
- Spatial Analysis in Disease Ecology

Sample Job Titles

- Director of Office of Environmental Health and Safety
- Environmental Health Epidemiologist
- Environmental Health Technician
- Radiation Health Specialist
- Toxicologist



Epidemiology and Biostatistics

Epidemiologists and biostatisticians work to understand the distribution and determinants of disease. They look at patterns to determine what causes a disease in order to treat and prevent the disease from spreading in the future.

Sample Coursework

- Epidemiology of Cancer
- Field Epidemiology
- Practical Introduction to Survey Design
- Public Health Surveillance Systems
- Statistical Learning and Big Data

Sample Job Titles

- Biostatistician
- Data Quality Assurance Analyst
- Epidemiologist
- Manager of Surveillance and Reporting
- Vaccine Researcher



Global Health

Global health is an interdisciplinary field that employs workers of a wide variety of academic backgrounds across national and political boundaries. Global health professionals work for national health departments, multinational NGOs, pharmaceutical companies, and academic institutions, amongst other entities.

Sample Coursework

- Global Burden of Mental Health
- Humanitarian Rights and Immigration Policy
- Including the Excluded: Global Health Ethics
- Program Design, Monitoring, and Evaluation
- Shaping a Healthy Global Food System Through Policy

Sample Job Titles

- Global Infectious Disease Epidemiologist
- HIV/AIDS Program Manager
- International NGO Aid Worker
- Malaria Research Associate
- Medical Officer



Health Policy and Management

Those who work in the area of health policy and management work on the systematic approach to healthcare. They might write or advocate for legislative changes or run a hospital or health system.

Sample Coursework

- Health Care Marketing
- Health Economics
- Health Policy and Resource Allocation
- Measuring and Improving the Quality of Health Care
- Public Health Law and Ethics

Sample Job Titles

- Administrative Research Coordinator
- Director of Clinical Services
- Health Department Director
- Health Program Administrator
- Healthcare Policy Analyst



Social and Behavioral Health

Public health professionals in the social and behavioral health field help communities prevent diseases through education and positive behavior changes. This might be through marketing and communications campaigns, community outreach, or program development.

Sample Coursework

- Case Studies in Public Mental Health
- Design and Implementation of Health Education Campaigns
- Obesity in the 21st Century
- Prisoner Health: Inside and Out
- Violence as a Public Health Problem

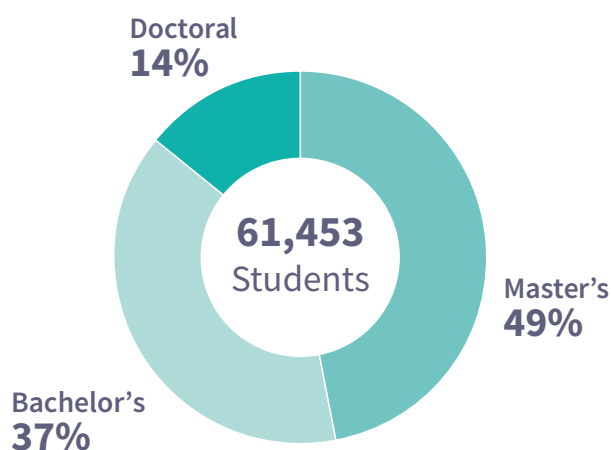
Sample Job Titles

- Addiction Treatment Program Developer
- Field Interviewer
- Intervention Researcher
- Research Qualitative Analyst
- Survey Evaluator

GRADUATE EDUCATION IN PUBLIC HEALTH

Many public health professionals will find it worthwhile, if not necessary, to obtain a graduate degree to further their careers. There are several degree options, but the most common is the Master of Public Health (MPH).

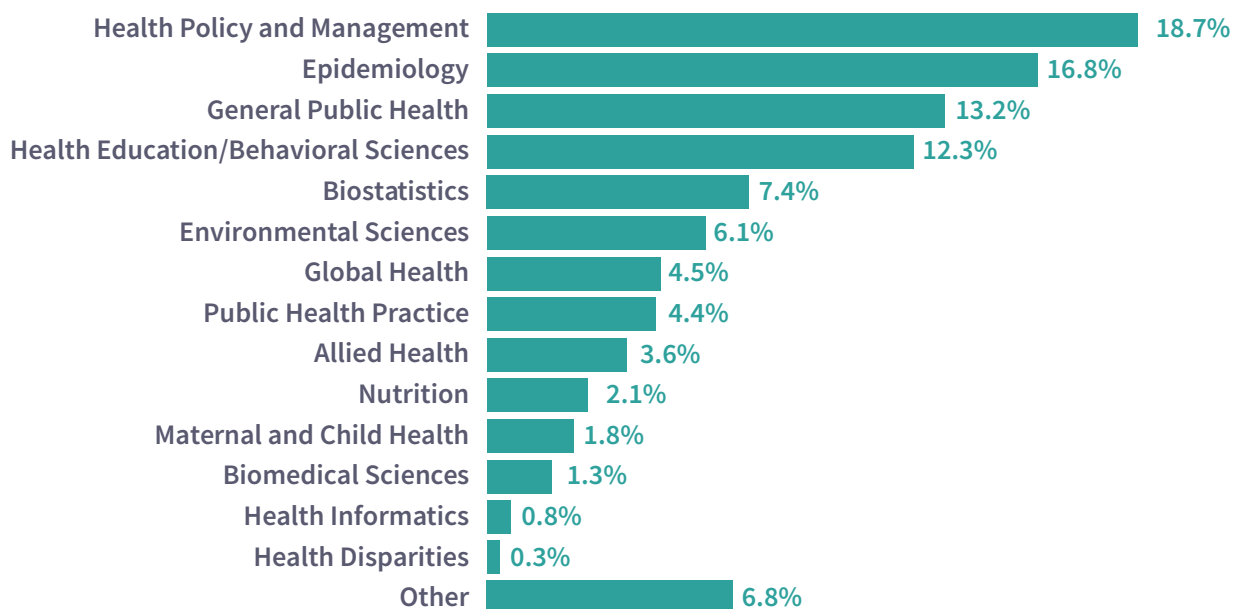
Student Degree Levels



CEPH Accreditation

The Council on Education for Public Health (CEPH) is the nationally recognized accrediting body for both schools of public health and public health programs. CEPH accreditation allows students and professionals to easily recognize the comprehensive, rigorous standards of an institution, which are maintained via a peer-review process. View the CEPH website for more information about the accrediting process.

Specializations of Graduate Students





GRADUATE DEGREES

MPH, MHA, MS, and MHS

The Master of Public Health (MPH) degree is the most common graduate-level degree awarded by CEPH-accredited schools and programs of public health. Common work environments include hospitals, consulting firms, international agencies, state and federal agencies, health departments, managed care organizations, and community-based organizations, among others. Other masters degrees include Master of Health Administration (MHA) which prepares students for careers in hospital administration, health policy, and health service management.

PhD, ScD, and DrPH

The Doctor of Philosophy (PhD) degree in public health is designed to prepare students for a profession in teaching and research. PhDs and Doctors of Science (ScD) in public health continue their careers teaching at universities, conducting research in a national laboratory, or doing field work with populations around the globe. The Doctor of Public Health (DrPH) degree is an advanced graduate-level degree that focuses, like the MPH, on the professional and practical elements of the field, rather than the academic.

Dual Degrees

Graduate schools and programs offer dual degree programs to meet increasing student demand for specialized educational options. A dual degree program is one in which a student enrolls simultaneously in two graduate programs (usually within the same institution), and works towards two graduate degrees.

HOW
DO I
APPLY?



HOLISTIC ADMISSIONS

Most schools and programs of public health review applications under a holistic admissions process. This means that they view all aspects of the application equally and typically do not have minimum requirements for GPA or standardized test scores.



Throughout the review process, they keep in mind that they are searching for well-rounded candidates with a passion for public health and those who have skills and experiences to succeed in their respective degree program.

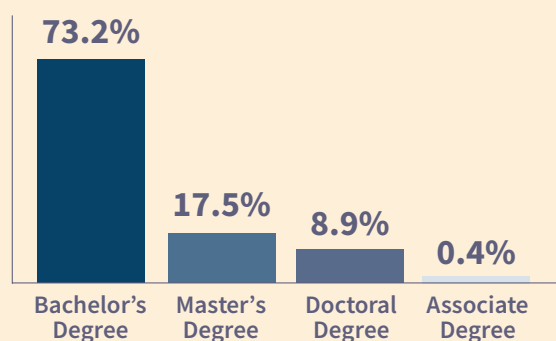
Schools and programs look for applicants who demonstrate both a passion for public health in their experience and statement of purpose, but also academic ability to complete the required coursework. They also look at the progression of academic records. For example, an applicant with a low overall GPA will fare better in the review process if their FR/SO GPA was low but their JR/SR GPA was significantly higher. Similarly, an applicant who took the GRE and did better the second time will do better than the reverse. Many schools and programs use the admissions process as a mechanism for identifying prospective students for whom their respective schools are a best fit in terms of academic and professional goals.

We do advise that all prospective students refer to the admissions pages of the institutions they intend to apply to learn more about each program and pre-requisite academic or professional experiences.

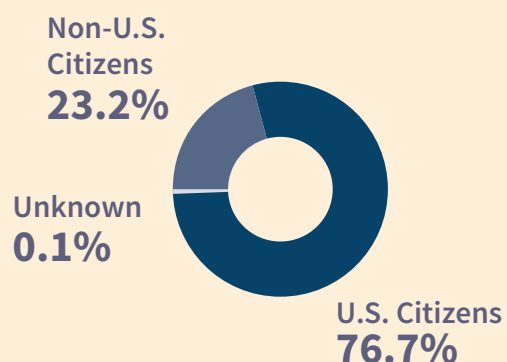
APPLYING THROUGH SOPHAS

Most CEPH-accredited schools and programs of public health utilize SOPHAS, a centralized application service for public health. This system allows students to submit materials to one place which are made available to all institutions to which a student wishes to apply.

Highest Degree Earned



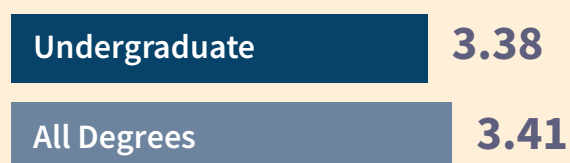
Citizenship



Gender



Average GPA



Average GRE



FINANCING YOUR DEGREE

ASPPH has a resource dedicated to scholarship sources.
Check it out! [ASPPH.org/study/financing-your-degree](https://aspph.org/study/financing-your-degree)

Six Tips for Obtaining Scholarships

DO YOUR RESEARCH

Scholarships for graduate work are often more limited than those for undergraduate degrees. Students successful at obtaining funding say they designate approximately two hours per week to financial aid search. Start the process early. Many scholarship deadline dates are in October, November, and December prior to program application deadline dates. Other tools—including search engines and smartphone apps—can provide additional opportunities.

BROADLY DEFINE YOUR WORK, INTERESTS, AND PERSONAL ATTRIBUTES

When searching for scholarships, it is best to start with the broadest definition of your goals. From there, you can narrow down your personal attributes, geographic location, area of study, and other qualifying traits. Utilize the terminology listed in the description of potential scholarships to identify further search terms.

BE RESOURCEFUL

Chances are faculty and current students have applied to similar scholarship opportunities: utilize their expertise! Have faculty, peers, and other professionals review the quality of your ideas and your scholarship applications.

EXPAND YOUR NETWORK

Ask your friends and family to help you in the search process. Solicit organizations or groups with whom you affiliate (e.g., religious, social, and service) to inquire about potential scholarship opportunities.

SUCCESS BREEDS SUCCESS

Sponsors like to support recipients of other awards, no matter how small. Even the smallest award brings prestige to the applicant, demonstrating your potential for success.

WORK WITH YOUR SCHOOL'S FINANCIAL AID OR ADMISSIONS OFFICERS

After reviewing outside funding options, talk with your financial aid or admissions officer to see if they can provide additional suggestions or award institutional funds to help close the gap.

Did You Know?

Unlike undergrad, most students who apply for Federal Aid at the graduate level are eligible, because it's based on your income, not your parents' income. However, the majority of that aid will come in the form of loans.

Fill out your FAFSA for free at [FAFSA.gov](https://fafsa.gov).

POST-
GRADUATE
WORLD

CPH Certifiedⁱⁿ Public Health

by National Board of Public Health Examiners

Take Your Professional Development To The Next Level

Public health professionals need to stay at the forefront of their field. This is accomplished by thoroughly understanding the interaction between the specialized areas of public health, learning new strategies to cope with disasters, and constantly working to stay ahead of any threat. The CPH credential helps public health professionals achieve these evolving goals.

NBPHE.org



9,300+

Total CPH
Examinees

340+

Exam
Locations

11

Institutions
Requiring the
CPH Exam

FELLOWSHIPS & INTERNSHIPS

Preparing the Public Health Workforce with Graduate Training Programs

ASPPH, working with federal agencies and a national non-profit foundation, established fellowship programs to train recent graduates and alumni from member institutions. The goal of the ASPPH Fellowship program is to provide a high quality training experience in public health under the guidance of an experienced mentor. Fellows gain experience in areas such as surveillance, program management, evaluation, informatics, statistics, epidemiology, and policy.

[ASPPH.org/study/fellowships-and-internships](https://aspph.org/study/fellowships-and-internships)



As an ASPPH/CDC fellow, I have had the opportunity to apply what I learned in my graduate program as well as advance my skills in areas where I had an interest but limited training. Specifically, I have expanded my analytic and data visualization skills through attending conferences and trainings; in turn, I have applied these new skills into my everyday project work. This fellowship has prepared me to enter the world of public health with an understanding of the challenges of public health research, and how we can work together as a team to create solutions.

-Caitlin Loretan, ASPPH/CDC Public Health Fellow

15

ASPPH/CDC
Public Health
Fellowship Program

I chose to participate in the ASPPH fellowship program to gain experience working in the field of environmental health. This program provides an opportunity to make great connections and achieve individual goals related to personal development. As a recent graduate it can be difficult to find that first position and this is a great way to make yourself a more competitive applicant for positions in all sectors.

-Brie Reed, ASPPH/EPA Environmental Health Fellow

4

ASPPH/EPA
Public Health
Fellowship Program

The ASPPH public health fellowship program has provided me with an amazing opportunity to grow as a researcher and public health professional. Through the program I have been able to advance my research skills with great mentorship from well-informed researchers and program experts in the field of injury prevention at the national highway traffic safety administration. It has provided a challenging learning environment and allowed me to expand my goals as a public health professional.

-Nandi Taylor, ASPPH/NHTSA Public Health Fellow

8

ASPPH/NHTSA
Public Health
Fellowship Program

The ASPPH public health philanthropy fellowship through the De Beaumont Foundation has been essential to my career development. The fellowship has provided me invaluable experience working in philanthropy, on public health policy, on cross-sector partnership and on strengthening the governmental public health workforce. The fellowship is a unique opportunity for recent graduates to gain hands on experience with public health grant making.

-Rachel Locke, ASPPH Public Health Philanthropy Fellow

1

ASPPH Public Health
Philanthropy
Fellowship Program



PublicHealthJobs

Publichealthjobs.org is a FREE job search engine. With over 100 new positions posted weekly and nearly 1,200 active employer accounts, publichealthjobs.org is a destination job search engine for talent looking for niche public health and global health job, fellowship, and internship opportunities. We invite you to find your future at publichealthjobs.org.

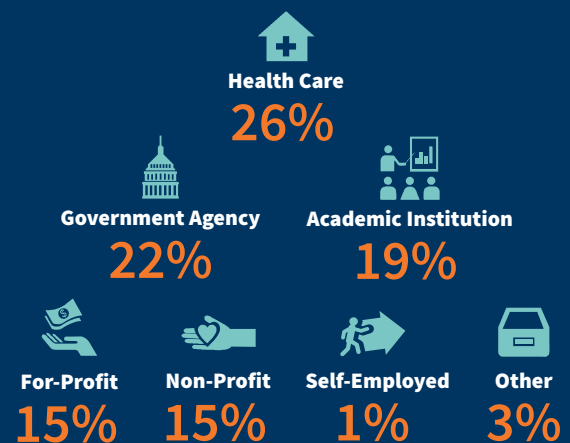
IT'S A BREEZE. Post your resume and view job opportunities at no charge, for as long as you need.

APPLY ONLINE. Job seekers can apply through publichealthjobs.org and use tools to help manage and track the jobs they apply for.

RESPONSIVE TECHNOLOGY. Did you know 60% of job seekers access publichealthjobs.org from their devices? No matter how you choose to browse, know that you'll have access to new job listings from top public health organizations at your fingertips.

PUBLICHEALTHJOBS.org

THE MANY PATHS OF AN MPH DEGREE



SOURCE: 2018 ASPPH DATA REPORTING
DATA REPORTED FOR GRADUATES OF THE CLASS OF 2016-2017

MEMBER INSTITUTIONS

ASPPH Members

- A.T. Still University
College of Graduate Health Studies
- American University of Beirut - Faculty of Health Sciences, Graduate Public Health Program
- Arcadia University
College of Health Sciences MPH Program
- Augusta University MPH Program
- Baylor University Public Health Program
- Boston University School of Public Health
- Brown University School of Public Health
- Campbell University
Master of Science in Public Health Program
- Charles R. Drew University of Medicine and Science
MPH Program in Urban Public Health
- Claremont Graduate University
Master of Public Health Program
- Colorado School of Public Health: University of Colorado | Colorado State University | University of Northern Colorado
- Columbia University
Mailman School of Public Health
- CUNY Graduate School of Public Health and Health Policy
- Dartmouth - Geisel School of Medicine MPH Program
- Des Moines University Department of Public Health
- Drexel University Dornsife School of Public Health
- East Tennessee State University
College of Public Health
- Emory University Rollins School of Public Health
- Florida International University Robert Stempel
College of Public Health and Social Work
- George Mason University MPH Program
- George Washington University
Milken Institute School of Public Health
- Georgia Southern University
Jiann-Ping Hsu College of Public Health
- Georgia State University School of Public Health
- Harvard T.H. Chan School of Public Health
- Hofstra University MPH Program
- Icahn School of Medicine at Mount Sinai,
Graduate Program in Public Health
- Indiana University Richard M. Fairbanks
School of Public Health - Indianapolis
- Indiana University
School of Public Health - Bloomington
- Johns Hopkins Bloomberg School of Public Health
- Kent State University College of Public Health
- Loma Linda University School of Public Health
- Louisiana State University Health Sciences Center
School of Public Health
- Loyola University Chicago MPH Program
- Mercer University Master of Public Health Program
- National Institute of Public Health of Mexico
(Instituto Nacional de Salud Pública)
- National Taiwan University College of Public Health
- New York Medical College, School of Health Sciences and Practice, and Institute of Public Health
- New York University College of Global Public Health
- Northeastern University
Department of Health Sciences
- Northwestern University Feinberg School of
Medicine Program in Public Health
- Ohio State University College of Public Health
- Oregon Health & Science University/Portland State
University School of Public Health
- Oregon State University College of Public Health and
Human Sciences
- Pennsylvania State University Public Health Program
- Purdue University Public Health Graduate Program
- Rutgers School of Public Health
- Saint Louis University
College for Public Health and Social Justice
- San Diego State University School of Public Health
- St. George's University Department of Public Health
and Preventive Medicine
- Stony Brook University Program in Public Health
- SUNY Downstate Medical Center
School of Public Health
- Temple University College of Public Health
- Texas A&M School of Public Health
- Texas Tech University
Health Sciences Center MPH Program
- Thomas Jefferson University,
College of Population Health - MPH Program
- Touro University - California MPH Program
- Tufts University School of Medicine,
Public Health Program
- Tulane University
School of Public Health and Tropical Medicine
- UCLA Jonathan and Karin Fielding
School of Public Health
- Uniformed Services University of the Health
Sciences Public Health Program
- Université de Montréal School of Public Health
(École de santé publique de L'Université de
Montréal)
- University at Albany School of Public Health
- University at Buffalo School of Public Health and
Health Professions
- University of Alabama at Birmingham School of
Public Health
- University of Arizona Mel and Enid Zuckerman
College of Public Health
- University of Arkansas for Medical Sciences Fay W.
Boozman College of Public Health
- University of California,
Berkeley School of Public Health
- University of California, Davis MPH Program
- University of California,
Irvine Program in Public Health
- University of Cincinnati
College of Medicine MPH Program
- University of Florida
College of Public Health and Health Professions
- University of Georgia College of Public Health
- University of Illinois at Chicago
School of Public Health
- University of Illinois at Urbana - Champaign
MPH Program
- University of Iowa College of Public Health
- University of Kansas School of Medicine KU - MPH
Program
- University of Kentucky College of Public Health
- University of Louisville School of Public Health and
Information Sciences
- University of Maryland
School of Medicine Public Health Programs
- University of Maryland School of Public Health
- University of Massachusetts Amherst
School of Public Health and Health Sciences
- University of Memphis School of Public Health
- University of Miami
Department of Public Health Sciences
- University of Michigan School of Public Health
- University of Minnesota School of Public Health
- University of Nebraska
Medical Center College of Public Health
- University of Nevada,
Reno School of Community Health Sciences
- University of New Mexico
College of Population Health Master of Public Health
- University of North Carolina at Charlotte Public
Health Programs
- University of North Carolina
Gillings School of Global Public Health
- University of North Dakota
Master of Public Health Program
- University of North Texas Health Science Center
School of Public Health
- University of Oklahoma Health Sciences Center
Hudson College of Public Health
- University of Pennsylvania
Master of Public Health Program
- University of Pittsburgh
Graduate School of Public Health
- University of Puerto Rico
Graduate School of Public Health
- University of Rochester
Graduate Public Health Programs
- University of South Carolina
Arnold School of Public Health
- University of South Florida College of Public Health
- University of Southern California
Programs in Public Health
- The University of Texas Health Science Center at
Houston School of Public Health
- University of Texas Medical Branch at Galveston
Graduate Program in Public Health
- University of Toledo Master of Public Health
Program
- University of Virginia MPH Program
- University of Washington School of Public Health
- University of Wisconsin-Milwaukee Joseph J. Zilber
School of Public Health
- Upstate Medical University Public Health Program
- Vanderbilt University
Institute for Medicine and Public Health
- Virginia Commonwealth University
Graduate Public Health Programs
- Virginia Tech Public Health Program
- Washington University in St. Louis - Brown School
Public Health Programs
- West Virginia University School of Public Health
- Wright State University MPH Program
- Yale School of Public Health

ASPPH Associate Members

- Chamberlain University MPH Program
- Cornell University MPH Program
- New England Institute of Technology MPH
Program
- Sacred Heart University
Master of Public Health Program
- University of Vermont Larner
College of Medicine MPH Program
- Walden University Master of Public Health Program

A.T. Still University

College of Graduate Health Studies

Kirksville, MO & Mesa, AZ | atsu.edu/master-of-public-health-degree |
877.626.5577 | cghsonlineadmissions@atsu.edu

SOPHAS - No¹

UG Program Available - No²

Graduate Student Body



Number of Students:

= 1-250
 = 501-750
 = 251-500
 = 751+

Location



United States

Programs and Degrees¹

Dental Emphasis

MPH

Public Health

MPH

Degrees listed in **blue** after the program

Program Delivery¹

Online

Deadlines¹

Varies

Enrolling Semesters¹



Fall



Spring

Unique Program Attributes

- Low student faculty ratio – 15:1
- All courses are taught by faculty
- Courses are interactive and use applied learning techniques
- Strong support services
- 100% Online

¹Not every degree/non-degree program may be offered each semester or via each delivery type, and SOPHAS participation may vary by program. See the [Academic Program Finder](#) or the institution's website for more information, including deadlines for each program. Be sure to visit the [Application Requirements](#) website for more information about the admissions requirements. Contact the [Admissions Office](#) with any questions.

²Indicates if a Public Health undergraduate degree or program is offered at the institution.



American University of Beirut

Faculty of Health Sciences

Graduate Health Program

Beirut, Lebanon | aub.edu.lb/fhs |

+961.1.374374 ext.3505 | grad-admissions@aub.edu.lb



SOPHAS - Yes¹

UG Program Available - Yes²

Graduate Student Body



Number of Students:

1-250 501-750
251-500 751+

Location



Lebanon

Programs and Degrees¹

Health Management and Policy
MPH
 Health Promotion and Community Health
MPH
 Epidemiology and Biostatistics
MPH
 Epidemiology
MS; PhD
 Environmental Health
MS - Environmental Sciences

Certificate that may be added to your MPH or MS:
 Public Health in Conflict and Protracted Crises

Degrees listed in **blue** after the program

Program Delivery¹

On-Campus

Deadlines¹

Spring: **11/5/2019**
 Fall: **Varies**

Enrolling Semesters¹



Unique Program Attributes

- The Faculty of Health Sciences is the first independent School of Public Health in the region.
- The Graduate public Health Program (GPHP) is the only CEPH accredited Public Health Program in the Arab world and is the first to get CEPH accreditation outside the Americas.
- International students represent 20% of the graduate students' body.
- The Graduate Public Health Program (GPHP) introduced major revisions to the MPH degree providing students with interdisciplinary Public Health education emphasizing regional and global public health issues.
- Employability rate of our graduate students reaches an average of 87%.
- Our program provides opportunity to our graduate students to connect with a large number of alumni and key FHS stakeholders residing around the globe.

¹Not every degree/non-degree program may be offered each semester or via each delivery type, and SOPHAS participation may vary by program. See the [Academic Program Finder](#) or the institution's website for more information, including deadlines for each program. Be sure to visit the [Application Requirements](#) website for more information about the admissions requirements. Contact the [Admissions Office](#) with any questions.

²Indicates if a Public Health undergraduate degree or program is offered at the institution.



Glenside, PA | [academics/programs/public-health](https://www.arcadia.edu/academics/programs/public-health) |
 267.620.4804 | MPH@arcadia.edu |

SOPHAS - Yes¹

UG Program Available - Yes²

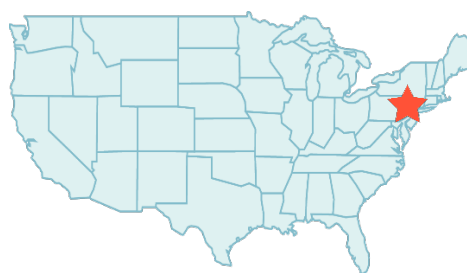
Graduate Student Body



Number of Students:

= 1-250
 = 501-750
 = 251-500
 = 751+

Location



United States

Programs and Degrees¹

Community Health
 MPH

Degrees listed in blue after the program

Program Delivery¹

On-Campus

Deadlines¹

Summer: **April 1**

Enrolling Semesters¹



Summer

Unique Program Attributes

Arcadia University is located approximately 12 miles north of Center City Philadelphia, sitting on 76 acres in Glenside, PA. We pride ourselves on the following attributes:

- 1. Personalized Attention from Renowned Faculty:** Our faculty is small, but mighty. We have faculty members who are respected experts in maternal and child epidemiology, childhood obesity prevention, nutrition, and caregiver support for caregivers of cancer patients. These faculty members are teachers and scholars who teach our students in the classroom and through their scholarship.
- 2. Global Experiences:** We offer 2 service trips and Internship Experiences abroad where our students can spend 1-6 weeks abroad, gaining global health skills and improving community health abroad!
- 3. In-depth Capstone Experience:** Our students work one-on-one with a Faculty member to design their own independent research project over 2 semesters.
- 4. Affordability:** Being a small private institution on a beautiful campus, you would not expect our price to be competitive with State Universities. But in the Northeastern US region, we are very competitively price, with our tuition total being less than \$32,000 for the MPH and opportunities for merit-based scholarships.

We look forward to having you be a part of our distinguished learning environment.

¹**Not every degree/non-degree program may be offered each semester or via each delivery type, and SOPHAS participation may vary by program.** See the [Academic Program Finder](#) or the institution's website for more information, including deadlines for each program. Be sure to visit the [Application Requirements](#) website for more information about the admissions requirements. Contact the [Admissions Office](#) with any questions.

²**Indicates if a Public Health undergraduate degree or program is offered at the institution.**



Augusta, GA | augusta.edu/alliedhealth/cdhs/mph/ |
706.723.4608 | PHProgram@augusta.edu

SOPHAS - Yes¹

UG Program Available – Yes²

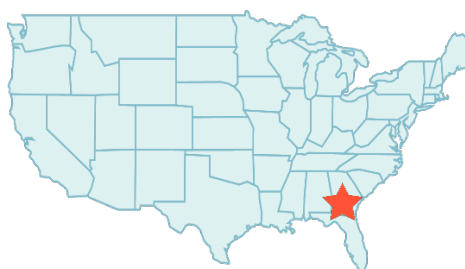
Graduate Student Body



Number of Students:

1 person icon = 1-250 2 people icons = 501-750
3 people icons = 251-500 4 people icons = 751+

Location



United States

Programs and Degrees¹

Health Informatics
MPH; MPH/MD
Health Management
MPH; MPH/MD
Graduate Certificate in Public Health
MPH

Degrees listed in blue after the program

Program Delivery¹

Hybrid

Deadlines¹

Spring: **11/1/2019**, Fall: **5/1/2020**

Enrolling Semesters¹



Fall



Spring

Unique Program Attributes

The Master of Public Health (MPH) degree is a multidisciplinary professional degree emphasizing the practical aspects of public health. The program is designed to give both clinicians and non-clinical professional's knowledge and skills in core public health competencies to promote the health of populations in today's rapidly changing environment. Our MPH program develops professionals with the research skills to critically evaluate public health literature and put those results into practice. Not only do we prepare professionals to be leaders in evidence-based public health practice we also focus on patient-centered care and community health.

At Augusta University, you'll find a comprehensive educational experience designed to prepare leaders who understand the important role of public health in today's society and are equipped with critical-thinking, problem-solving, and information-management skills that improve health care delivery and promote public health. The MPH program is innovative and collaborative program with concentrations in health management, health informatics, environmental health, and social & behavioral sciences. All MPH concentrations are accredited by the Council of Education in Public Health (CEPH).

¹Not every degree/non-degree program may be offered each semester or via each delivery type, and SOPHAS participation may vary by program. See the [Academic Program Finder](#) or the institution's website for more information, including deadlines for each program. Be sure to visit the [Application Requirements](#) website for more information about the admissions requirements. Contact the [Admissions Office](#) with any questions.

²Indicates if a Public Health undergraduate degree or program is offered at the institution.

Baylor University

Department of Public Health

Waco, TX | baylor.edu/publichealth/
254.710.4029 | [Renee Umstatt@d Baylor.edu](mailto:Renee_Umstatt@d Baylor.edu)



SOPHAS - Yes¹

UG Program Available – Yes²

Graduate Student Body



Number of Students:

1 person icon = 1-250 3 person icons = 501-750
2 person icons = 251-500 4 person icons = 751+

Location



United States

Programs and Degrees¹

Community Health
MPH (On campus & Online)
5-year BSPH/MPH
Environmental Health
MPH
Epidemiology
MPH

Degrees listed in blue after the program

Program Delivery¹

On-Campus; Online

Deadlines¹

12/15/2019

Enrolling Semesters¹



Fall

Unique Program Attributes

Baylor University equips students to bring inquiry and innovation, informed by a Christian perspective, to bear on real-world concerns.

The Baylor Public Health Programs offer:

- Low faculty-student ratios
- Strong practice-based approach
- Global health opportunities
- Quality learning experiences
- Opportunities to learn as students serve and serve as they learn
- Faculty committed to student engagement
- Experiential learning through community-linked course projects, research, and community and professional service
- Faculty committed to engaging students in productive research
- Highly productive research-engaged faculty committed to excellence
- Faculty addressing a wide variety of public health issues to advance health equity and address disparities globally and locally for all people through applied research, including: animal-assisted therapy; community-based participatory approaches; faith-based interventions; food sustainability; HPV prevention; increasing active play opportunities; pediatric surgery; physical activity; physical functioning, obesity, and diabetes; and substance abuse prevention

¹Not every degree/non-degree program may be offered each semester or via each delivery type, and SOPHAS participation may vary by program. See the [Academic Program Finder](#) or the institution's website for more information, including deadlines for each program. Be sure to visit the [Application Requirements](#) website for more information about the admissions requirements. Contact the [Admissions Office](#) with any questions.

²Indicates if a Public Health undergraduate degree or program is offered at the institution.

Boston University School of Public Health

Boston, MA | bu.edu/sph |

617.358.4095 | asksph@bu.edu



SOPHAS - Yes¹

UG Program Available - No²

Graduate Student Body



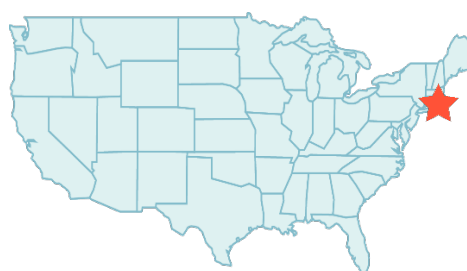
Number of Students:

= 1-250

= 501-750

= 251-500 = 751+

Location



United States

Program Delivery¹

On-Campus; Online

Deadlines¹

Varies

Enrolling Semesters¹



Fall



Spring



Summer

Unique Program Attributes

- BU is a top-tier research university with a sustained commitment to real world public health.
- Our strong commitment to diversity & inclusion helps us fulfill our mission as a school.
- Our campus' Boston location (city with the highest number of NIH grants) and community partnerships, provide ample opportunities for students to engage in hands-on public health practice.
- Our 330+ faculty members are active in their fields, bringing expertise to our students Through classroom teaching and engagement, advising, and mentoring.
- In 2018, we received ~\$50 million in research awards.
- More than 93% of incoming students receive financial assistance, and more than 93% of our graduates are employed or continuing education within 6 months of graduation.

¹Not every degree/non-degree program may be offered each semester or via each delivery type, and SOPHAS participation may vary by program. See the [Academic Program Finder](#) or the institution's website for more information, including deadlines for each program. Be sure to visit the [Application Requirements](#) website for more information about the admissions requirements. Contact the [Admissions Office](#) with any questions.

²Indicates if a Public Health undergraduate degree or program is offered at the institution.

Programs and Degrees¹

Biostatistics
 MS; PhD
 Climate and Health
 MS
 Chronic & Non-Communicable Diseases*
 Community Assessment, Program Design,
 Implementation & Evaluation*
 Environmental Health
 MPH; PhD
 Epidemiology
 MS; PhD
 Epidemiology & Biostatistics*
 Executive*
 Global Health
 MPH; MS
 Global Health Program Design, Monitoring, and
 Evaluation*
 Health Communication & Promotion*
 Health Policy & Law*
 Health Services Research
 PhD
 Healthcare Management*
 Human Rights and Social Justice*
 Infectious Disease*
 Law & Public Health
 MPH/JD
 Leadership, Management & Policy
 DrPH
 Management & Public Health
 MPH/MBA
 Maternal & Child Health*
 Medical Sciences & Public Health
 MPH/MS
 Medicine & Public Health
 MPH/MD
 Mental Health & Substance Use*
 Pharmaceutical Development, Delivery, and Access*
 Population Health Research
 MS
 Program Management*
 Public Health
 Certificate
 Sex, Sexuality & Gender*
 Social Work & Public Health
 MPH/MSW
 Translation and Implementation Sciences
 MS

Degrees listed in blue after the program

*Offered only as MPH

Brown University School of Public Health

Providence, RI | brown.edu/academics/public-health/ |
401.863.3375 | SPH-Admissions@brown.edu



SOPHAS - Yes¹

UG Program Available – Yes²

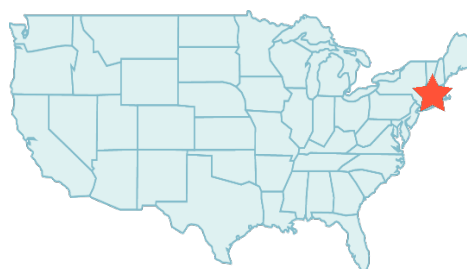
Graduate Student Body



Number of Students:

1 person icon = 1-250 2 person icons = 501-750
3 person icons = 251-500 4 person icons = 751+

Location



United States

Programs and Degrees¹

Behavioral & Social Health Sciences

PhD

Biostatistics

AM; ScM; PhD

Clinical & Translational Research

ScM; Certificate

Epidemiology

PhD

Global Public Health

ScM

Health Services Research

PhD

Public Health

MPH; MPH/MPA

Degrees listed in blue after the program

Program Delivery¹

On-Campus

Deadlines¹

PhD Programs: **12/15/2019**,
MPH, ScM & AM Bios, ScM/Epi: **2/1/2020**,
MPH/MPA: **2/15/2020**,
ScM/BSHS: **4/1/2020**,
ScM/CTR, ScM/GPH: **5/1/2020**

Enrolling Semesters¹



Fall

Unique Program Attributes

Learn by Doing

Students at Brown possess intense curiosity and aspire to make an impact. At the School of Public Health, mentorship and collaboration reinforce this drive. Our ethos: You'll learn by doing.

Impacting People's Lives

The Brown University School of Public Health's interdisciplinary nature gives it a broad, influential voice in the national dialogue and offers students opportunities to effect change through research. Your work will have an impact around the world - thanks to partnerships forged locally and globally - from Providence's South Side to South Africa.

Areas of Research

The School of Public Health's 13 nationally-renowned research centers and institutes focus training and research on key areas including HIV/AIDS, primary care, prevention, and community, environmental & global health.

¹Not every degree/non-degree program may be offered each semester or via each delivery type, and SOPHAS participation may vary by program. See the [Academic Program Finder](#) or the institution's website for more information, including deadlines for each program. Be sure to visit the [Application Requirements](#) website for more information about the admissions requirements. Contact the [Admissions Office](#) with any questions.

²Indicates if a Public Health undergraduate degree or program is offered at the institution.

Campbell University

Master of Science in Public Health Program

Buies Creek, NC | cphs.campbell.edu/ |

910.893.1690 | fowle@campbell.edu



SOPHAS - Yes¹

UG Program Available – No²

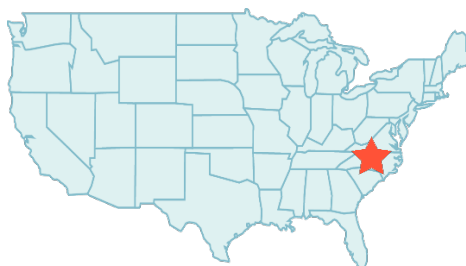
Graduate Student Body



Number of Students:

= 1-250
 = 501-750
 = 251-500
 = 751+

Location



United States

Programs and Degrees¹

Rural Health
MSPH

Join Degree Options
JD/MSPH; MPAP/MSPH; PharmD/MSPH;
MBA/MSPH

Degrees listed in blue after the program

Program Delivery¹

On-Campus

Deadlines¹

International: **4/1/2020**,
General: **7/15/2020**

Enrolling Semesters¹



Fall

Unique Program Attributes

- The only CEPH-accredited and ASPPH-affiliated Rural Health program that is actually located outside of metropolitan areas
- Innovative curriculum that includes community-based service learning in the second week of class
- Interprofessional education opportunities with nursing, medicine, physical therapy, pharmacy, law, business, social work, and divinity
- Small program that uses a cohort model for a close-knit, family-like atmosphere

¹Not every degree/non-degree program may be offered each semester or via each delivery type, and SOPHAS participation may vary by program. See the [Academic Program Finder](#) or the institution's website for more information, including deadlines for each program. Be sure to visit the [Application Requirements](#) website for more information about the admissions requirements. Contact the [Admissions Office](#) with any questions.

²Indicates if a Public Health undergraduate degree or program is offered at the institution.

Chamberlain University

MPH Program

Arlington, VA | chamberlain.edu/academics/online-health-professions-college/master-of-public-health |
877.751.5783 | LPurnell@chamberlain.edu

SOPHAS - Yes¹

UG Program Available – N/A²

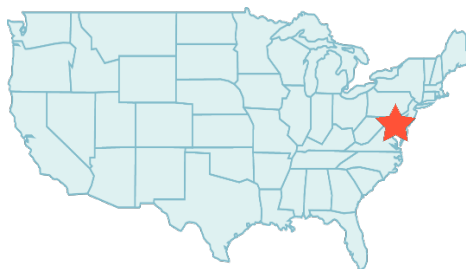
Graduate Student Body

Data Not Available

Number of Students:

👤 = 1-250 👤👤 = 501-750
👤👤 = 251-500 👤👤👤 = 751+

Location



United States

Programs and Degrees¹

Epidemiology
Certificate
Global Health
Certificate
Public Health Generalist
MPH; Certificate

Degrees listed in blue after the program

Program Delivery¹

Online

Deadlines¹

See Website

Enrolling Semesters¹



Fall

Unique Program Attributes

- See Website

¹Not every degree/non-degree program may be offered each semester or via each delivery type, and SOPHAS participation may vary by program. See the [Academic Program Finder](#) or the institution's website for more information, including deadlines for each program. Be sure to visit the [Application Requirements](#) website for more information about the admissions requirements. Contact the [Admissions Office](#) with any questions.

²Indicates if a Public Health undergraduate degree or program is offered at the institution.



Los Angeles, CA | cdrewu.edu |
323.563.5890 | claudiacorleto@cdrewu.edu

SOPHAS - Yes¹

UG Program Available – Yes²

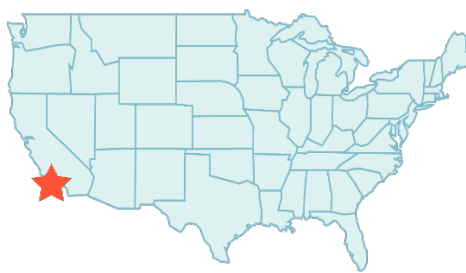
Graduate Student Body



Number of Students:

= 1-250
 = 501-750
 = 251-500
 = 751+

Location



United States

Programs and Degrees¹

Urban Health Disparities
MPH

Degrees listed in **blue** after the program

Program Delivery¹

On-campus

Deadlines¹

Priority: **3/2/2020**, Final: **SOPHAS**

Enrolling Semesters¹



Fall

Unique Program Attributes

- Cultivating highly competent and committed professionals, CDU's MPH degree creates an academically rigorous environment uniquely focused on the urban socioenvironmental determinants of health.
- The Urban Public Health program offers intimate evening classes, conducive for working adults, and provides opportunities for students to work with CDU faculty and community-based organizations, participate in community-based research, acquire new hands-on skills, and implement innovative public health solutions.
- Learning in South Los Angeles, students are exposed to public health within a health disparities framework and join a historic institution that has both geographically and demographically linked itself with underserved communities of color.

¹Not every degree/non-degree program may be offered each semester or via each delivery type, and SOPHAS participation may vary by program. See the [Academic Program Finder](#) or the institution's website for more information, including deadlines for each program. Be sure to visit the [Application Requirements](#) website for more information about the admissions requirements. Contact the [Admissions Office](#) with any questions.

²Indicates if a Public Health undergraduate degree or program is offered at the institution.



Claremont Graduate University

Claremont, CA | cgu.edu |
909.607.3240 | paige.p@cgu.edu

SOPHAS - Yes¹

UG Program Available – No²

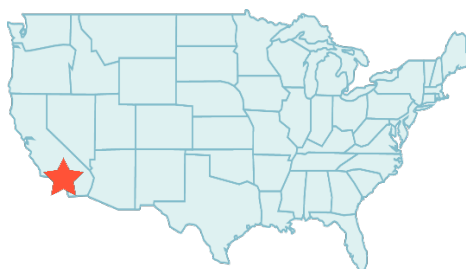
Graduate Student Body



Number of Students:

= 1-250 = 501-750
 = 251-500 = 751+

Location



United States

Programs and Degrees¹

Applied Biostatistics & Epidemiology
MPH; MPH/MA
Health Promotion, Education & Evaluation
MPH; MPH/MA
Leadership & Management
MPH; MPH/MBA
Public Health
Certificate
Leadership & Management
DrPH

Degrees listed in blue after the program

Program Delivery¹

On-Campus

Deadlines¹

Varies

Enrolling Semesters¹



Fall



Spring

Unique Program Attributes

- **All graduate, all the time:** CGU is the only research-intensive university in the nation devoted entirely to graduate-level education, and our faculty are dedicated only to you and to the highest levels of teaching, scholarship, and services.
- **Learning across:** Gain insight by taking courses outside your field.
- **Practice-based learning:** Gain practical real-world experience- through researching and publishing with leading faculty, completing internships, and participating in required practica.
- **Member of the Claremont Colleges:** CGU students have access to superior resources throughout Claremont University Consortium.

¹Not every degree/non-degree program may be offered each semester or via each delivery type, and SOPHAS participation may vary by program. See the [Academic Program Finder](#) or the institution's website for more information, including deadlines for each program. Be sure to visit the [Application Requirements](#) website for more information about the admissions requirements. Contact the [Admissions Office](#) with any questions.

²Indicates if a Public Health undergraduate degree or program is offered at the institution.

colorado school of public health

UNIVERSITY OF COLORADO
COLORADO STATE UNIVERSITY
UNIVERSITY OF NORTHERN COLORADO

Aurora, Greeley & Fort Collins, CO | ColoradoSPH.ucdenver.edu |

303.724.4613 | ColoradoSPH.Admissions@ucdenver.edu



SOPHAS - Yes¹

UG Program Available - No²

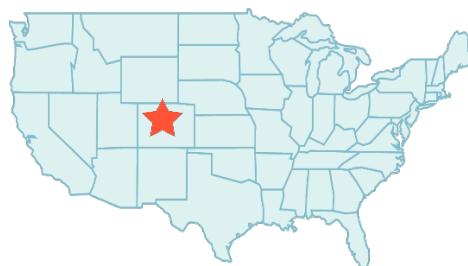
Graduate Student Body



Number of Students:

= 1-250
 = 501-750
 = 251-500
 = 751+

Location



United States

Programs and Degrees¹

American Indian & Alaska Native Public Health -
Online - [Certificate](#)

Animals, People & the Environment*

Applied Biostatistics

[MPH; Certificate](#)

Biostatistics - MS; PhD

Community & Behavioral Health - MPH; DrPH

Community Health Education*

Environmental & Occupational Health - MPH;

[DrPH](#)

Epidemiology - MPH; MS; DrPH; PhD

Global Health:

Applied Biostatistics*

Community & Behavioral Health*

Community Health Education*

Environmental & Occupational Health*

Epidemiology*

Health Systems, Management & Policy*

Maternal & Child Health*

Global Health & Health Disparities*

Global Public Health - [Certificate](#)

Health Analytics and Data Science - [Certificate](#)

Health Communication*

Health Services Research - MS; PhD

Health Systems, Management & Policy*

Healthy Aging & Community Health Education*

Latino Health - [Certificate](#)

Leadership & Public Health Practice* - Online

Maternal & Child Health - MPH; [Certificate](#)

Physical Activity & Healthy Lifestyles*

Population Mental Health & Well-Being

[MPH; Certificate](#)

Public Health Dual Degrees:

Medicine - MPH/MD

Nursing Practice - MPH/DNP

Pharmacy - MPH/ PharmD

Public Affairs - MPH/MPA

Social Work - MPH/MSW

Urban & Regional Planning - MPH/MURP

Veterinary Medicine - MPH/DVM

Public Health Preparedness & Disaster Response

[Certificate](#)

Public Health Sciences - [Certificate](#)

Total Worker Health - [Certificate](#)

Program Delivery¹

On-Campus; Online

Deadlines¹

Varies

Enrolling Semesters¹



Fall



Spring



Summer

Unique Program Attributes

- The Colorado School of Public Health is a unique collaboration between three of Colorado's leading research universities, each with its own campus culture and focus areas.
- Students select a "home campus" based on their program of study at either the University of Colorado Anschutz Medical Campus (Aurora, CO), Colorado State University (Fort Collins, CO), or the University of Northern Colorado (Greeley, CO).
- MPH, MS, PhD and DrPH degree programs with a variety of certificate and dual-degree programs.
- Students have access to more than 150 unique courses offered regularly on the three University campuses.
- 5:1 Student to Faculty ratio.
- 10 public health research centers and a vast network of community partners provide numerous opportunities for practice-based learning.
- 98% of graduates are employed or opt to continue their education within one year of graduation.

¹Not every degree/non-degree program may be offered each semester or via each delivery type, and SOPHAS participation may vary by program. See the [Academic Program Finder](#) or the institution's website for more information, including deadlines for each program. Be sure to visit the [Application Requirements](#) website for more information about the admissions requirements. Contact the [Admissions Office](#) with any questions.

²Indicates if a Public Health undergraduate degree or program is offered at the institution.

Degrees listed in [blue](#) after the program

*Offered only as MPH

Columbia University Mailman School of Public Health

New York, NY | mailman.columbia.edu |
212.342.5127 | ph-admit@columbia.edu

SOPHAS - Yes¹

UG Program Available – No²

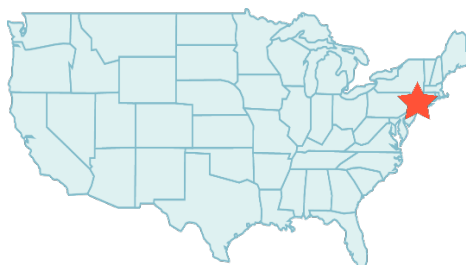
Graduate Student Body



Number of Students:

= 1-250
 = 501-750
 = 251-500
 = 751+

Location



United States

Programs and Degrees¹

Biostatistics
 DrPH; MPH; MS; PhD
 Environmental Health Sciences
 DrPH; MPH; MS; PHD
 Epidemiology
 DrPH; Executive MS; MPH; MS; PhD
 General Public Health
 MPH (Accelerated/Dual)
 Health Policy & Management
 Executive MHA/MPH; MHA; MPH
 Patient Oriented Research
 MS
 Population & Family Health
 DrPH; MPH; MS
 Sociomedical Science
 DrPH; MPH; MS; PhD

Degrees listed in **blue** after the program

Program Delivery¹

On-Campus

Deadlines¹

Priority: **12/1/2019**, Final: **1/15/2020**.
 Additional deadlines vary. Please refer to
 our [website](#).

Enrolling Semesters¹



Fall

Unique Program Attributes

- 4th in ranking of “Best Public Health Schools” in U.S. News & World Report.
- 6th largest recipient of NIH research funds among schools of public health.
- 49 states and territories represented across our students.
- 55 nations represented, with 24% of students who are international.
- 97 percent of the 2018 class was employed or continuing study 6 months after graduation.
- 501 faculty members working in more than 100 nations around the world.
- Located at the Columbia University Irving Medical Center campus in New York City.
- Interdisciplinary programs promote collaboration of faculty across 6 departments.
- MPH curriculum sets a new standard to train the next generation of public health leaders.

Please note that degree options have different format options including accelerated, dual degree, full-time, part-time, etc.

¹Not every degree/non-degree program may be offered each semester or via each delivery type, and SOPHAS participation may vary by program. See the [Academic Program Finder](#) or the institution’s website for more information, including deadlines for each program. Be sure to visit the [Application Requirements](#) website for more information about the admissions requirements. Contact the [Admissions Office](#) with any questions.

²Indicates if a Public Health undergraduate degree or program is offered at the institution.

Cornell University MPH Program

Ithaca, NY | publichealth.cornell.edu/ |
607.253.3656 | cornellmph@cornell.edu



SOPHAS - Yes¹

UG Program Available – Yes²

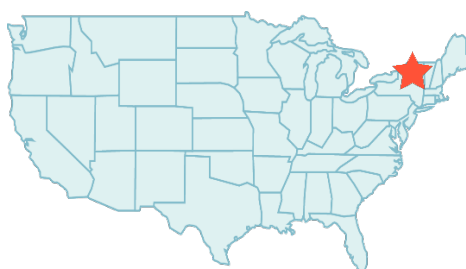
Graduate Student Body



Number of Students:

1 person icon = 1-250 3 person icons = 501-750
2 person icons = 251-500 4 person icons = 751+

Location



United States

Programs and Degrees¹

Infectious Disease Epidemiology
MPH
Food Systems and Health
MPH

Degrees listed in **blue** after the program

Program Delivery¹ On-Campus

Deadlines¹

Rolling; See website

Enrolling Semesters¹



Fall

Unique Program Attributes

Cornell University is the country's largest Ivy League and federal land grant university. Our MPH program began in 2017 to bring the public health activities from across the University together through engaged, impact-oriented teaching, research, and collaborative action.

The Cornell MPH Program is founded on three pillars ("SEE"):

- **Sustainability**—our health and wellbeing ultimately depend on natural systems,
- **Equity**—in access to health, resources, and education, and
- **Engagement**—with communities, locally and globally, to effect real and lasting change.

With very small class sizes and real-world learning approaches, we equip students to tackle the world's most pressing challenges and become the public health leaders of the future. Our concentration areas draw on Cornell's signature strengths:

- **Food Systems and Health** examines how food systems affect public health, considering processes from food production through consumption, and gives future public health leaders the skills to analyze and improve food systems to maximize health and sustainability.

- **Infectious Disease Epidemiology** examines how diseases cross species and borders, accelerated by globalization and climate change, and gives future public health leaders the skills to detect, prevent, and respond to disease outbreaks.

SEE your future in public health, here at Cornell. Come join us!

¹Not every degree/non-degree program may be offered each semester or via each delivery type, and SOPHAS participation may vary by program. See the [Academic Program Finder](#) or the institution's website for more information, including deadlines for each program. Be sure to visit the [Application Requirements](#) website for more information about the admissions requirements. Contact the [Admissions Office](#) with any questions.

²Indicates if a Public Health undergraduate degree or program is offered at the institution.



New York, NY | sph.cuny.edu |
646.664.8355 | admissions@sph.cuny.edu

SOPHAS - Yes¹

UG Program Available – No²

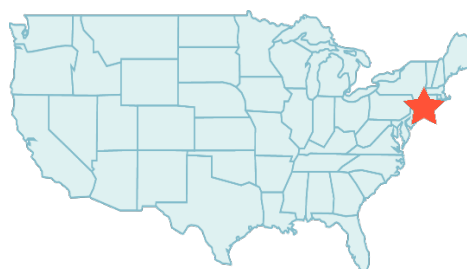
Graduate Student Body



Number of Students:

= 1-250
 = 501-750
 = 251-500
 = 751+

Location



United States

Programs and Degrees¹

Community Health
 MPH
 Community Health & Health Policy
 PhD
 Environmental & Occupational Health
 Sciences
 MPH; MS
 Environmental & Planetary Health Sciences
 PhD
 Epidemiology
 PhD
 Epidemiology & Biostatistics
 MPH
 Global and Migrant Health Policy
 MS
 Health Policy & Management
 MPH
 Population Health Informatics
 MS
 Public Health Nutrition
 MPH

Degrees listed in blue after the program

Program Delivery¹

On-Campus, Online, Hybrid

Deadlines¹

Varies

Enrolling Semesters¹



Fall



Spring

Unique Program Attributes

Our mission is to promote health and social justice in New York City and across the globe through innovation and leadership. New York City has an incredibly diverse population, and our student body reflects that reality. We cater to students who work full time or have family commitments by offering evening and online classes.

¹Not every degree/non-degree program may be offered each semester or via each delivery type, and SOPHAS participation may vary by program. See the [Academic Program Finder](#) or the institution's website for more information, including deadlines for each program. Be sure to visit the [Application Requirements](#) website for more information about the admissions requirements. Contact the [Admissions Office](#) with any questions.

²Indicates if a Public Health undergraduate degree or program is offered at the institution.

Dartmouth – Geisel School of Medicine

MPH Program

Hanover & Lebanon, NH | tdi.dartmouth.edu |

603.650.1530 | Dartmouth.Institute.Admissions@dartmouth.edu



SOPHAS - Yes¹

UG Program Available - Yes²

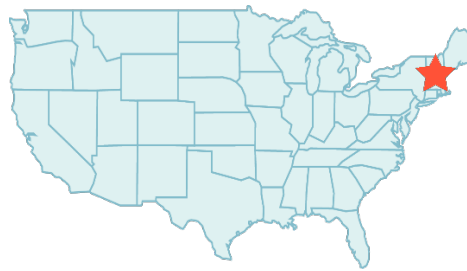
Graduate Student Body



Number of Students:

1 person icon = 1-250 2 people icons = 501-750
3 people icons = 251-500 4 people icons = 751+

Location



United States

Programs and Degrees¹

Health Policy & Delivery Science

MPH

Healthcare Research

MS

Degrees listed in **blue** after the program

Program Delivery¹

On-Campus, Hybrid

Deadlines¹

Priority: **12/1/2019**, Scholarship:
2/1/2020, Final: **4/15/2020**

Enrolling Semesters¹



Summer

Unique Program Attributes

- **Impact Healthcare:** You will learn how to use data, impact policies, and lead change to overcome the barriers that stand in the way of improving health and healthcare. At Dartmouth, we work to improve patient care by researching how healthcare systems are performing, and then we use that information to develop and test new models for healthcare delivery and payment.
- **Experience Dartmouth's Ivy League community** including: Geisel School of Medicine, Tuck School of Business, and Dartmouth-Hitchcock, a regional medical center and teaching hospital.
- **Advance your Career:** We are dedicated to your career progression and offer 1:1 career coaching to all students and alumni. Within 3 months of graduation, 95% of our graduating students were employed or in a medical school program (based on Class of 2015-2017 data).
- **Unparalleled Access to Faculty:** With our small class sizes, you will learn from and collaborate with some of the nation's leading health services researchers who are pioneers in epidemiology, quality improvement, health policy, and patient-centered medicine.

¹**Not every degree/non-degree program may be offered each semester or via each delivery type, and SOPHAS participation may vary by program.** See the [Academic Program Finder](#) or the institution's website for more information, including deadlines for each program. Be sure to visit the [Application Requirements](#) website for more information about the admissions requirements. Contact the [Admissions Office](#) with any questions.

²**Indicates if a Public Health undergraduate degree or program is offered at the institution.**

DES MOINES UNIVERSITY

MEDICINE & HEALTH SCIENCES

Des Moines, IA | dmu.edu |

515.271.1499 | DMUadmit@dmu.edu



SOPHAS - Yes¹

UG Program Available – No²

Graduate Student Body



Number of Students:

= 1-250
 = 501-750
 = 251-500
 = 751+

Location



United States

Program Delivery¹

Online

Deadlines¹

Rolling

Enrolling Semesters¹



Fall



Spring



Summer

Programs and Degrees¹

Public Health

MPH

- Public Health Practice
- Health Education and Promotion
- Health Policy and Administration

MHA

Dual Degrees

- MPH/MHA
- MPH/DO
- MPH/DPM
- MPH/DPT
- MHA/DO
- MHA/DPM
- MPH/DPT

Degrees listed in blue after the program

Unique Program Attributes

- Be a part of a university with over 115 years of distinctive education in graduate health sciences and medicine
- CAHME (MHA) and CEPH (MPH) programmatic accreditations bring growth and opportunity to your graduate education
- Tuition discount offered for American Osteopathic Association members, active members of the military and veterans
- Our students are each assigned faculty advisors to facilitate a productive and rewarding graduate experience
- Choose from three MPH concentrations: Public Health Practice, Health Education and Promotion, and Health Administration and Policy
- Connect with industry leaders both in and outside of the classroom and alumni across all 50 states
- Programs can be completed in as little as two years or up to five years

¹Not every degree/non-degree program may be offered each semester or via each delivery type, and SOPHAS participation may vary by program. See the [Academic Program Finder](#) or the institution's website for more information, including deadlines for each program. Be sure to visit the [Application Requirements](#) website for more information about the admissions requirements. Contact the [Admissions Office](#) with any questions.

²Indicates if a Public Health undergraduate degree or program is offered at the institution.

Drexel University

Dornsife School of Public Health

Philadelphia, PA | drexel.edu/dornsife |
267.359.6092 | sphadmissions@drexel.edu



SOPHAS - Yes¹

UG Program Available – Yes²

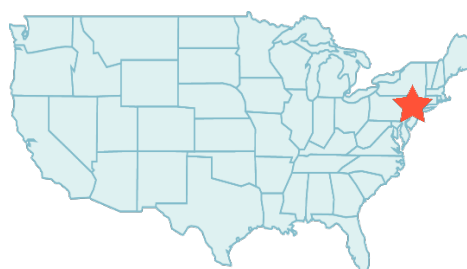
Graduate Student Body



Number of Students:

= 1-250
 = 501-750
 = 251-500
 = 751+

Location



United States

Program Delivery¹

On-Campus; Online; Hybrid

Deadlines¹

Varies

Enrolling Semesters¹



Fall



Winter



Spring

Programs and Degrees¹

Biostatistics
 MS; PhD
 Community Health & Prevention
 MPH; PhD
 Dual Degree
 MPH/MD; JD/MPH; MBA/MPH
 Environmental & Occupational Health
 MPH; MS; PhD
 Epidemiology
 MPH; MS; PhD
 Epidemiology & Biostatistics
 Certificate
 Generalist
 BS/MPH; Certificate; Executive MPH (Part-Time)
 Global Health
 Certificate; MPH (Online)
 Health Management & Policy
 MPH; DrPH
 Health Services Research & Policy
 PhD
 LGBT Health
 Certificate
 Maternal and Child Health
 Certificate
 Population Health Sciences
 MS
 Public Health Ethics
 MS

Degrees listed in **blue** after the program

Unique Program Attributes

- Drexel Dornsife prepares ambitious public health professionals, advocates, and researchers to fight for the health and human rights of the world's growing urban populations.
- The School's experiential, multidisciplinary approach to public health places students at the center of real-world experiences.
- Co-op and practicum opportunities for experiential learning are offered at more than 100 community partner organizations throughout the Philadelphia region.
- Drexel Dornsife is the first fully accredited school of public health in Philadelphia.
- Drexel Dornsife has emerged as a center of excellence for research in urban health, as well as the rigorous, innovative investigation of the most effective methods for improving health in communities of all types.
- Drexel Dornsife's MPH curriculum allows students to complete the degree in five quarters.
- The 5:1 Student/Faculty ratio ensures students receive personal, meaningful mentorship from faculty.
- With 400 hours or more of practical experience, students make a significant difference in public health, and begin building careers, even before they graduate.
- More than 9 in 10 students say the skills they learned at Drexel Dornsife are relevant to their career goals.

¹Not every degree/non-degree program may be offered each semester or via each delivery type, and SOPHAS participation may vary by program. See the [Academic Program Finder](#) or the institution's website for more information, including deadlines for each program. Be sure to visit the [Application Requirements](#) website for more information about the admissions requirements. Contact the [Admissions Office](#) with any questions.

²Indicates if a Public Health undergraduate degree or program is offered at the institution.

East Tennessee State University

College of Public Health

Johnson City, TN | <http://etsu.edu/cph> |

423.439.5239 | sutterc@etsu.edu



SOPHAS - Yes¹

UG Program Available – Yes²

Graduate Student Body



Number of Students:

= 1-250
 = 501-750
 = 251-500
 = 751+

Program Delivery¹

On-Campus; Online

Location



United States

Deadlines¹

Varies

Enrolling Semesters¹



Fall



Spring

Programs and Degrees¹

Biostatistics
 MPH; MPH/MD; PharmD/MPH; Certificate
 Community Health
 MPH; MPH/MD; DrPH; PharmD/MPH; Certificate
 Environmental Health
 MPH; PharmD/MPH
 Epidemiology
 MPH; MPH/MD; PharmD/MPH; DrPH; Certificate
 Gerontology
 Certificate
 Global Health
 Certificate
 Health Management & Policy
 DrPH; Certificate
 Public Health Administration
 MPH; MPH/MD; PharmD/MPH
 Rural Health
 Certificate

Degrees listed in **blue** after the program

Unique Program Attributes

- Our close-knit college, nestled in the beautiful mountains of northeast Tennessee, balances academic excellence with superb quality of life to create an exceptional educational experience in a world-class environment
- Over the last five years, 95% of graduating students reported they would recommend the ETSU College of Public Health to others.
- Over the last three Employer Surveys with over 200 employer responses, 94% rated our students as high or highest in overall competence.
- The College received the 2017 Delta Omega Innovative Curriculum Award and the 2018 Public Health Excellence in Inter-professional Education Collaboration Award, recognizing its commitment to students and the health challenges of rural America.
- We have agreements with over 250 organizations across the United States which our students can choose from for their field placement, so campus and online students can be accommodated whatever their interests and wherever they live.
- In the past five years, we have received applications to our graduate programs from 49 states plus the District of Columbia, and from 52 foreign countries.
- Since forming in 2008 the college has doubled its student body to more than 750, increased faculty and staff by 75%, and grown research to more than \$5 million in annual extramural funding in focused areas aligned with the mission of the college.

¹**Not every degree/non-degree program may be offered each semester or via each delivery type, and SOPHAS participation may vary by program.** See the [Academic Program Finder](#) or the institution's website for more information, including deadlines for each program. Be sure to visit the [Application Requirements](#) website for more information about the admissions requirements. Contact the [Admissions Office](#) with any questions.

²**Indicates if a Public Health undergraduate degree or program is offered at the institution.**

Emory University Rollins School of Public Health

Atlanta, GA | sph.emory.edu |

404.727.3956 | sphadmissions@emory.edu



SOPHAS - Yes¹

UG Program Available - No²

Graduate Student Body

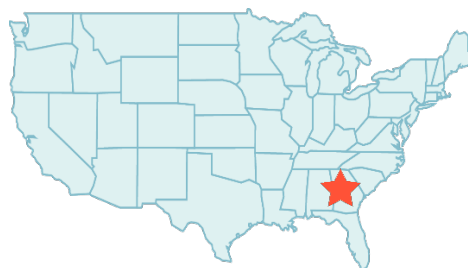


Number of Students:

1-250 501-750

251-500 751+

Location



United States

Program Delivery¹

On-Campus; Hybrid

Deadlines¹

On-Campus Programs: Priority: **1/6/2020**, Final:
7/15/2020

Executive MPH Program: Priority: **3/16/2020**,
Final: **7/15/2020**

Enrolling Semesters¹



Fall

Unique Program Attributes

Renowned Centers of Research. Rollins' centers of research are world renowned for pioneering research that improves lives and address critical areas in public health. The school boasts more than 20 centers of research, programs and institutes that respond to global and local community needs. Students have the opportunity for research collaboration with faculty and professionals in the public health practice

Prime Location. Located in Atlanta, Georgia, the public health capital of the world, students have the opportunity to practice public health by accessing Rollins partnerships and our vast network. This network includes relationships with prominent public health organizations and agencies, such as the CDC, CARE, The Carter Center, Task Force for Global Health and many other Atlanta-based organizations

Hands-on Working Experience. Rollins Earn and Learn program is a work-study program that offers over 500 students per year valuable opportunities to earn while they learn through applied public health experiences in real-world settings, including federal, state, county, and other government agencies, as well as Emory-affiliated programs, for-profit, and non-profit organizations throughout Atlanta

Global Public Health Community. Students come from 24 countries and 39 states, with a diverse population of 22% international and 43% students of color

Programs and Degrees¹

Applied Epidemiology*
Applied Public Health Informatics*
Behavioral Science & Health Education*^

Biostatistics

MPH; MSPH

Environmental Health*^

Environmental Health/Epidemiology

MSPH

Epidemiology^

MPH; MSPH

Global Environmental Health*^

Global Epidemiology^

MPH; MSPH

Global Health*^

Health Policy & Health Services Research

MSPH

Health Policy & Management*^

Internal Emory MPH/MD

MPH/MD

Prevention Science*

Certificates that may be added to your MPH:

Genetic & Molecular Epidemiology
Human Rights
Humanitarian Emergencies
Injury & Violence Prevention
Maternal & Child Health
Mental Health
Religion & Health
Socio-Contextual Determinants of Health
Water, Sanitation & Hygiene

Degrees listed in **blue** after the program

*Offered only as MPH

^In addition to the degrees listed, program may also be completed as part of some or all of the following joint degree programs:

MPH/MD; MPH/PhD; MPH/DPT; MPH/JD;

MPH/JM; MPH/MA; MPH/MBA; MPH/MDIV;

MPH/MSN; MPH/MTS; MPH/PA; MPH/External Professional Degree

¹Not every degree/non-degree program may be offered each semester or via each delivery type, and SOPHAS participation may vary by program. See the [Academic Program Finder](#) or the institution's website for more information, including deadlines for each program. Be sure to visit the [Application Requirements](#) website for more information about the admissions requirements. Contact the [Admissions Office](#) with any questions.

²Indicates if a Public Health undergraduate degree or program is offered at the institution.

Florida International University

Robert Stempel College of Public Health & Social Work

Miami, FL | stempel.fiu.edu |

305.348.7777 | stempelinfo@fiu.edu



SOPHAS - Yes¹

UG Program Available – No²

Graduate Student Body



Number of Students:

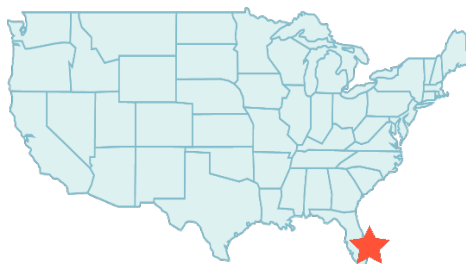
1 person icon = 1-250

3 person icons = 501-750

2 person icons = 251-500

4 person icons = 751+

Location



United States

Program Delivery¹

On-Campus; Online

Deadlines¹

Varies

Enrolling Semesters¹



Fall



Spring

Programs and Degrees¹

Biostatistics

MPH

Disaster Management

MA

Dietetics & Nutrition

MS; PhD; Certificate

Environmental Health Sciences

MPH; PhD; Certificate

Epidemiology

MPH; PhD; Certificate

Health Policy & Management

MPH[‡]; PhD; Certificate

Health Promotion & Disease Prevention

MPH[‡]; PhD; Certificate

Maternal & Child Health

MPH; Certificate

Social Work

MSW[‡]; PhD; Certificate

Unique Program Attributes

Ranked top 50 among public universities by U.S. News & World Report, FIU's Robert Stempel College of Public Health and Social Work explores the interconnectivity of social, biological, environmental and cultural elements of health and wellness to be a force for good in our communities—and beyond. Florida International University (FIU) is classified by Carnegie as a “R1: Doctoral Universities–Highest Research Activity” and a “Community Engaged” university. As South Florida's only public research institution, FIU is a solutions center for local and global communities looking for answers to today's greatest challenges. Our public health programs prepare graduates for transformational careers with a student-centered approach:

- Accelerated MPH programs for completion in one year
- Interdisciplinary research teams that blur traditional academic boundaries
- State-of-the-art labs and facilities for research
- Opportunities to work closely with extraordinary faculty
- Meaningful experiential learning through strong community partnerships
- Flexible class schedules for full-time and part-time learning
- Accommodations for working professionals pursuing a graduate degree while employed

¹Not every degree/non-degree program may be offered each semester or via each delivery type, and SOPHAS participation may vary by program. See the [Academic Program Finder](#) or the institution's website for more information, including deadlines for each program. Be sure to visit the [Application Requirements](#) website for more information about the admissions requirements. Contact the [Admissions Office](#) with any questions.

²Indicates if a Public Health undergraduate degree or program is offered at the institution.

[‡] Program may also be completed as part of the MPH/MSW combined degree program

Degrees listed in **blue** after the program



Fairfax, VA chhs.gmu.edu 703.993.1736 chhsgrad@gmu.edu		<div><div>f</div><div></div><div></div><div></div></div> <div>SOPHAS - Yes¹ UG Program Available - Yes²</div>	
<div>Graduate Student Body</div> <div></div> <div>Number of Students: <div><div> = 1-250</div><div> = 501-750</div></div><div><div> = 251-500</div><div> = 751+</div></div></div>	<div>Location</div> <div></div> <div>United States</div>	<div>Programs and Degrees¹</div> <div>Adult Gerontology Nurse Practitioner MSN; DNP Community Health Promotion MPH Community Nutrition Certificate Epidemiology MPH Family Nurse Practitioner MSN; DNP Food Security and Nutrition MPH Food Security Certificate Global Health MPH; MS Health Informatics and Data Analytics Certificate; MS-Health Data Analytics; MS-Health Informatics Management; MS-Population Health Informatics Health Policy MPH Health and Medical Policy MS Health Services Research PhD-Health Systems & Policy; PhD-Knowledge Discovery & Health Informatics Health Systems Management MHA Nursing PhD Nursing Administration MSN; DNP Nursing Education Certificate Nurse Educator MSN Nutrition MS Psychiatric Mental Health Nurse Practitioner Certificate; DNP Public Health Generalist Certificate Public Health Leadership and Management Certificate Public Health Communication MPH Social Work MSW</div> <div>Degrees listed in blue after the program</div>	
<div>Program Delivery¹</div> <div>On-Campus; Online; Hybrid</div>			
<div>Deadlines¹</div> <div>Varies</div>	<div>Enrolling Semesters¹</div> <div><div></div><div></div><div>Fall</div><div>Spring</div></div>		
<div>Unique Program Attributes</div> <div><ul style="list-style-type: none">One of the most diverse public universities in the country, Mason serves over 36,000 students from 130 countries, all 50 states, and the District of Columbia.Just 15 miles outside of Washington, D.C., Mason is committed to creating a more just, free and prosperous world.The National Capital Region is arguably one of the best places anywhere to prepare for and launch a career in public health. The College of Health and Human Services at Mason prepares students to make a difference in their communities and around the globe.</div>			
<div>¹Not every degree/non-degree program may be offered each semester or via each delivery type, and SOPHAS participation may vary by program. See the Academic Program Finder or the institution's website for more information, including deadlines for each program. Be sure to visit the Application Requirements website for more information about the admissions requirements. Contact the Admissions Office with any questions.</div> <div>²Indicates if a Public Health undergraduate degree or program is offered at the institution.</div>			

Milken Institute School of Public Health

THE GEORGE WASHINGTON UNIVERSITY

Washington, DC | publichealth.gwu.edu |
202.994.2160 | gwsphadmit@gwu.edu



SOPHAS - Yes¹

UG Program Available - Yes²

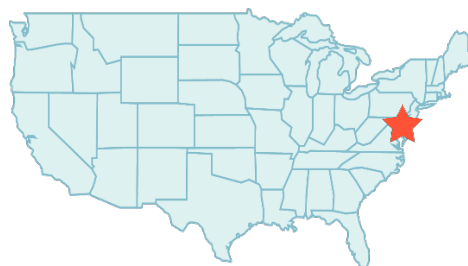
Graduate Student Body



Number of Students:

1-250 501-750
251-500 751+

Location



United States

Program Delivery¹

On-Campus; Online

Deadlines¹

Varies

Enrolling Semesters¹



Fall



Spring



Summer

Programs and Degrees¹

Biostatistics[^]
MPH
Community-Oriented Primary Care[^]
Environmental & Occupational Health
DrPH; PhD
Environmental Health Science & Policy[^]
Epidemiology[^]
MPH; MS; PhD
Exercise Science - MS
Global Environmental Health[^]
Global Health - DrPH
Global Health
Epidemiology & Disease Control[^]
Policy[^]
Program Design, Monitoring & Evaluation[^]
Health Administration
MHA (On-campus & Online)
Health Behavior - DrPH
Health Informatics - MS (On-campus & Online)
Health Policy[^]
MPH; DrPH; Certificate; PhD
Health Promotion[^]
Healthcare Corporate Compliance - Certificate
Humanitarian Health
MPH
Maternal & Child Health[^]
Physical Activity in Public Health[^]
Public Health
MPH (On-campus & Online); Certificate
Public Health Communication & Marketing[^]
Public Health Microbiology & Emerging Infectious
Diseases - MS
Public Health Nutrition[^]
Social & Behavioral Sciences in Public Health
PhD

Degrees listed in blue after the program

^{*}Offered only as MPH

[^]In addition to the degrees listed, program may also be completed as part of some or all of the following joint degree programs:
[MA/MPH](#), [MD/MPH](#), [PA/MPH](#), [JD/MPH](#), [LLM/MPH](#)

Unique Program Attributes

- Our location is unparalleled. As the only school of public health in the Nation's capital, there is no better place than Washington, D.C for you to make an impact in public health.
- Currently ranked #12 by U.S. News and World Report.
- Flexible programming helping you reach your goals in your own way. Most of our graduate classes are offered in the late afternoon and evening.
- World-renowned faculty who do more than teach - they engage in research, politics, and social justice in and outside the classroom.
- We are proud to host the school of public health in a LEED platinum-designated building.

¹Not every degree/non-degree program may be offered each semester or via each delivery type, and SOPHAS participation may vary by program. See the [Academic Program Finder](#) or the institution's website for more information, including deadlines for each program. Be sure to visit the [Application Requirements](#) website for more information about the admissions requirements. Contact the [Admissions Office](#) with any questions.

²Indicates if a Public Health undergraduate degree or program is offered at the institution.

Georgia Southern University

Jiann-Ping Hsu College of Public Health

Statesboro, GA & Savannah, GA | jphcoph.georgiasouthern.edu |
912.478.2674 | jphcoph-admissions@georgiasouthern.edu



SOPHAS - Yes¹

UG Program Available – Yes²

Graduate Student Body



Number of Students:

1 person icon = 1-250 2 person icons = 501-750
3 person icons = 251-500 4 person icons = 751+

Location



United States

Programs and Degrees¹

Applied Public Health
MPH (Online)
Biostatistics
MPH; DrPH
Community Health
MPH
Community Health Behavior & Education
DrPH
Environmental Health
MPH
Epidemiology
MPH; DrPH
Health Policy & Management
MPH; DrPH
Public Health
Certificate
Public Health Leadership
DrPH

Program Delivery¹

On-Campus; Online

Deadlines¹

February 1: Priority Deadlines, **May 1:** Final
Deadline for International Application, **June 1:**
Final Deadline for Domestic Applicants

Enrolling Semesters¹



Fall

Unique Program Attributes

- Located in the heart of South Georgia, the Jiann-Ping Hsu College of Public Health provides a hands-on, practical approach to learning in a rural community, creating leaders who empower rural communities and underserved populations to address public health issues, eliminate health disparities and improve health outcomes.
- 84.72% of students have the opportunity to work with diverse populations through community projects
- Our programs serve both the full-time student preparing for a career in public health, as well as currently employed health professionals seeking an advanced education to enhance their existing skills and background.
- 91.7% of graduates are employed or continuing education within 6 months of graduation

Degrees listed in **blue** after the program

¹Not every degree/non-degree program may be offered each semester or via each delivery type, and SOPHAS participation may vary by program. See the [Academic Program Finder](#) or the institution's website for more information, including deadlines for each program. Be sure to visit the [Application Requirements](#) website for more information about the admissions requirements. Contact the [Admissions Office](#) with any questions.

²Indicates if a Public Health undergraduate degree or program is offered at the institution.

Georgia State University School of Public Health

Atlanta, GA | publichealth.gsu.edu |
404.413.1452 | publichealthadvising@gsu.edu |



SOPHAS - Yes¹

UG Program Available – Yes²

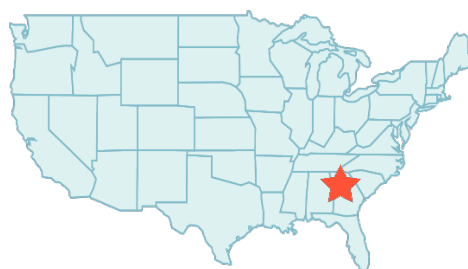
Student Body



Number of Students:

= 1-250
 = 501-750
 = 251-500
 = 751+

Location



United States

Program Delivery¹

On-Campus

Deadlines¹

Spring: **10/1/2019**,
Fall: **3/15/2020**,
Doctoral: **12/1/2019**

Enrolling Semesters¹



Fall



Spring

Programs and Degrees¹

Biostatistics
 MPH
 Environmental Health
 MPH; PhD
 Epidemiology
 MPH; PhD; MPH-PhD in Community Psychology
 Health Management & Policy
 MPH; MPH/JD
 Health Promotion & Behavior
 MPH; PhD; MPH-PhD in Community Psychology
 Health Services Research
 PhD
 Public Health
 DrPH

Degrees listed in blue after the program

Unique Program Attributes

- In the heart of Atlanta, Georgia State's School of Public Health provides a practice-based education in a thriving urban center, creating leaders who understand complex health problems that affect cities worldwide. We offer an urban focus with a global reach.
- Public Health students engage in practicum opportunities throughout the greater Atlanta's vibrant public health community in places such as the Centers for Disease Control and Prevention, local government agencies and international non-governmental organizations.
- Georgia State is the only school in the metro area offering public health graduate students an affordable public education and the flexibility of part-time schedules for working professionals.
- Ours is one of the most diverse public health programs in the nation – where more than 69% of all students are minorities and 6% are from countries outside the U.S. In fact, our international student body and alumni include Fulbright and other international scholars from more than 40 countries.

¹Not every degree/non-degree program may be offered each semester or via each delivery type, and SOPHAS participation may vary by program. See the [Academic Program Finder](#) or the institution's website for more information, including deadlines for each program. Be sure to visit the [Application Requirements](#) website for more information about the admissions requirements. Contact the [Admissions Office](#) with any questions.

²Indicates if a Public Health undergraduate degree or program is offered at the institution.

Harvard T. H. Chan School of Public Health

Boston, MA | hsph.harvard.edu |
617.432.1031 | admissions@hsph.harvard.edu



SOPHAS - Yes¹

UG Program Available – No²

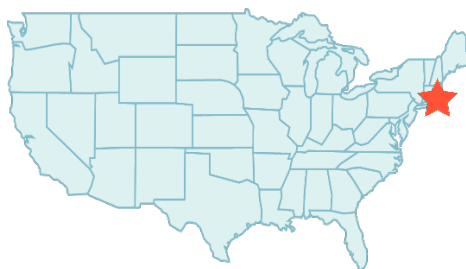
Graduate Student Body



Number of Students:

1 figure = 1-250 2 figures = 501-750
3 figures = 251-500 4 figures = 751+

Location



United States

Program Delivery¹

On-Campus; Hybrid

Deadlines¹

Varies

Enrolling Semesters¹



Fall



Spring



Summer

Programs and Degrees¹

Biostatistics
SM; PhD
Clinical Effectiveness*
Computational Biology & Quantitative Genetics
SM
Doctor of Public Health
DrPH
Environmental Health
SM; PhD
Epidemiology
MPH; SM; PhD
Genetics & Complex Diseases
PhD
Global Health*
Global Health & Population
SM; PhD
Health & Social Behavior*
Health Care Management
MHCM
Health Data Science
SM
Health Management*
Health Policy*
Health Policy & Management
SM; PhD
Immunology & Infectious Diseases
PhD
Nutrition
MPH; PhD
Occupational & Environmental Health*
Quantitative Methods*
Social & Behavioral Sciences
SM; PhD

Degrees listed in blue after the program

*Offered only as MPH

Unique Program Attributes

- No matter where you grew up or what your prior professional experience has been, there is no “typical” background for students entering the Harvard T.H. Chan School of Public Health.
- Seeking students from all backgrounds including, but not limited to, social sciences, humanities, natural sciences, computer science, engineering, economics, medicine, nursing, social work, business, law, and informatics.
- Our MPH programs require no graduate degree.
- Faculty members have earned two Nobel Prizes, five MacArthur “genius” grants, a National Medal of Science, and many other awards and distinctions for their public health research and innovation.
- Students enjoy access to an unparalleled community of preeminent scholars and influential leaders throughout the University and around the world, as well as an internationally recognized and respected name.

¹Not every degree/non-degree program may be offered each semester or via each delivery type, and SOPHAS participation may vary by program. See the [Academic Program Finder](#) or the institution’s website for more information, including deadlines for each program. Be sure to visit the [Application Requirements](#) website for more information about the admissions requirements. Contact the [Admissions Office](#) with any questions.

²Indicates if a Public Health undergraduate degree or program is offered at the institution.

In addition to the degrees listed, programs may also be completed as part of some or all of the following joint degree programs:
MPH/JD; MPH/MD; MPH/MSN; MPH/MUP

Hofstra University MPH Program

Hempstead, NY | hofstra.edu/publichealth |
516.463.4723 | GraduateAdmission@hofstra.edu



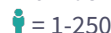
SOPHAS - Yes¹

UG Program Available – No²

Graduate Student Body



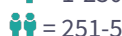
Number of Students:



= 1-250



= 501-750

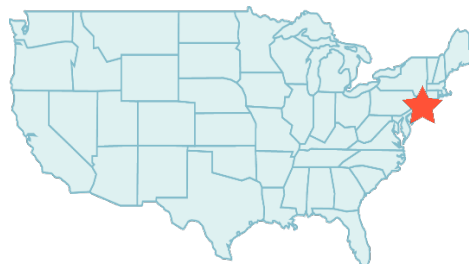


= 251-500



= 751+

Location



United States

Programs and Degrees¹

Public Health

MPH; JD/MPH; MD/MPH

Foundations of Public Health

Advanced Certificate

Degrees listed in **blue** after the program

Program Delivery¹

On-Campus

Deadlines¹

Rolling

Enrolling Semesters¹



Fall Spring

Unique Program Attributes

- Interdisciplinary academic environment includes flexible completion timeframes and faculty who are clinicians, practitioners, researchers, policymakers, & health care executives.
- The 150-hour internship and culminating experience can be completed in health institutions; governmental health agencies; private industry; community-based advocacy, education, & service organizations, etc.
- Students are educated about the scientific, community, political, and social dimensions of public health research and practice, and are prepared to conduct core public health functions for the purposes of improving community and population health.
- The MPH Community Advisory Board includes leading experts, scholars, and professionals working with organizations such as the Health & Welfare Council of Long Island, Hispanic Counseling Center, Nassau County Department of Health, New York State Senate, Northwell Health, NuHealth, Suffolk County Department of Health Services, and the United Way of Long Island.
- The Society of Public Health Advocates (SOPHA) is a student-run organization whose members encourage environmental awareness, disease prevention, and health promotion on campus and in the community.
- The Public Health Alumni Association (PHAA) builds relationships among public health Alumni and current Hofstra MPH students, faculty, public health professionals, and the community.

¹**Not every degree/non-degree program may be offered each semester or via each delivery type, and SOPHAS participation may vary by program.** See the [Academic Program Finder](#) or the institution's website for more information, including deadlines for each program. Be sure to visit the [Application Requirements](#) website for more information about the admissions requirements. Contact the [Admissions Office](#) with any questions.

²**Indicates if a Public Health undergraduate degree or program is offered at the institution.**

Icahn School of Medicine at Mount Sinai, Graduate Program in Public Health

New York, NY | icahn.mssm.edu/publichealth/
212.824.7292 | publichealth@mssm.edu

SOPHAS - Yes¹

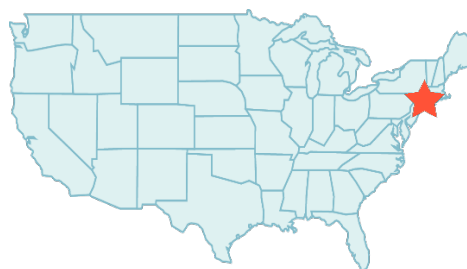
Graduate Student Body

Data Not Available

Number of Students:

👤 = 1-250 👤👤 = 501-750
👤👤 = 251-500 👤👤👤 = 751+

Location



United States

Programs and Degrees¹

Biostatistics
MPH
Epidemiology
MPH
General Public Health
MPH
Global Health
MPH; Certificate
Health Care Management
MPH
Health Promotion & Disease Prevention
MPH
Occupational & Environmental Medicine
MPH
Outcomes Research
MPH; Certificate
Public Health
Certificate

Program Delivery¹

On-Campus

Deadlines¹

Spring I: **Nov 1**
Spring II: **Feb 1** Fall: **June 1**

Enrolling Semesters¹



Fall Winter Spring

Unique Program Attributes

- Our students study public health in the largest Health Care System in New York City.
- Uniquely positioned within a top ranked medical school, our program offers an interdisciplinary approach to public health research and practice.
- Icahn School of Medicine at Mount Sinai ranks 15th among US medical schools in NIH funding which affords our students an incredible opportunity to engage in innovative public health research.
- Our Global Health Summer Program sends students across the globe to some of our 15 partner sites including Uganda, Ethiopia, India, Belize, and Argentina.
- Many of our students gain hands on public health practical experience in our neighboring East Harlem community.
- With over 90 student groups and organizations recognized by the Student Council, students can explore their own varied interests while networking with students and faculty across the ISMMS community.

¹**Not every degree/non-degree program may be offered each semester or via each delivery type, and SOPHAS participation may vary by program.** See the [Academic Program Finder](#) or the institution's website for more information, including deadlines for each program. Be sure to visit the [Application Requirements](#) website for more information about the admissions requirements. Contact the [Admissions Office](#) with any questions.

Degrees listed in **blue** after the program

Indiana University Richard M. Fairbanks School of Public Health

Indianapolis, IN | fsph.iupui.edu/ | 317.278.0337 | pbhealth@iupui.edu

SOPHAS - Yes¹

UG Program Available – Yes²

Graduate Student Body



Number of Students:

= 1-250
 = 501-750
 = 251-500
 = 751+

Location



United States

Program Delivery¹

On-Campus; Online

Deadlines¹

Varies

Enrolling Semesters¹



Fall



Spring

Programs and Degrees¹

Biostatistics
 MS; PhD
 Environmental Health Science[^]
 MPH; MS in Product Stewardship
 Epidemiology[^]
 MPH; PhD
 Global Health Leadership
 DrPH
 Health Administration[^]
 MHA
 Health Policy & Management[^]
 MPH; PhD
 Public Health Informatics
 MPH
 Social & Behavioral Sciences[^]
 MPH
 Graduate Certificates
 Health Policy
 Health Systems Management
 Product Stewardship
 Public Health

Degrees listed in **blue** after the program

[^]In addition to the degrees listed, program may also be completed as part of some or all of the following joint degree programs:
[MHA/MPH](#); [JD/MHA](#); [JD/MPH](#); [MD/MPH](#);
[MSW/MPH](#); [MBA/MHA](#)

Unique Program Attributes

- Close to the Indiana state legislature and policy makers, state and local health departments, innovative researchers, and top healthcare systems and nonprofits.
- Exceptional faculty, numerous dual and joint degree programs, unsurpassed experiential learning opportunities, and outstanding study abroad experiences combine to produce knowledgeable, well-rounded passionate graduates.
- Highly flexible programs that offer part-time and full-time options.
- The Midwest Student Exchange Program makes Fairbanks a very affordable choice for qualifying out-of-state students – pay just 150% of in-state tuition rate.
- Get a head start on securing a job through our robust career development services and extensive alumni network.

¹Not every degree/non-degree program may be offered each semester or via each delivery type, and SOPHAS participation may vary by program. See the [Academic Program Finder](#) or the institution's website for more information, including deadlines for each program. Be sure to visit the [Application Requirements](#) website for more information about the admissions requirements. Contact the [Admissions Office](#) with any questions.

²Indicates if a Public Health undergraduate degree or program is offered at the institution.



INDIANA UNIVERSITY

SCHOOL OF PUBLIC HEALTH

BLOOMINGTON



Bloomington, IN | publichealth.indiana.edu |
812.855.2673 | iusph@indiana.edu



SOPHAS - Yes¹

UG Program Available – Yes²

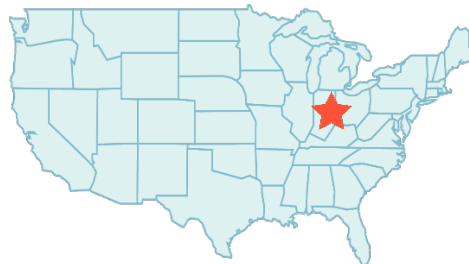
Graduate Student Body



Number of Students:

= 1-250 = 501-750
 = 251-500 = 751+

Location



United States

Program Delivery¹

On-Campus; Online

Deadlines¹

Spring: **11/15/2019**, Summer:
1/15/2020, Fall: **4/1/2020**

Enrolling Semesters¹



Fall

Spring

Summer

Programs and Degrees¹

Athletic Training
MS
Behavioral, Social & Community Health*
Behavioral Health
PhD
Biostatistics*
Environmental & Occupational Health
MPH; MS; PhD
Epidemiology
MPH; PhD
Human Performance Exercise Physiology
PhD
Human Performance Motor Learning & Control
PhD
Human Performance Sport Management
PhD
Kinesiology
MS; MSK-Athletic Administration/Sport Management; MSK-Athletic Training; MS-Biomechanics; MS-Ergonomics; MS-Exercise Physiology; MS-Motor Learning & Control; MS-Sport & Coaching Science
Leisure Behavior
PhD
Nutrition Science
MS
Parks & Recreation*
Physical Activity*
Public Health Administration*
Recreation
MS-Outdoor Recreation; MS-Recreation Administration (Campus/Online); MS-Recreational Therapy (Campus/Online); MS-Tourism Management
Safety Management
MS (Online)
School & College Health Education
MS

Certificate also available in: Addiction Intervention (Online); Gerontology & Health (Online); Public Health (Online); Safety Management (Online); Sexual & Reproductive Health (Online); Biostatistics (Campus)

Unique Program Attributes

- With nearly 3,000 undergraduate and graduate students and more than 140 faculty in five academic departments, we are one of the largest schools of public health in the United States.
- We offer seven different MPH concentrations, allowing you to focus on an area that aligns with your career goals. Our students are immersed in the primary disciplines of public health through a set of core courses that emphasize practice, policy, and community engagement.
- We offer six master's degrees, most of which have multiple options for selecting a major. Many of our programs can be completed online. You can also choose to complement your education by adding a certificate to your degree.
- We offer five doctoral degrees, and a range of doctoral minors. Our students develop expertise in conducting research, teaching, and engaging with some of the biggest public health issues facing the world today.

¹Not every degree/non-degree program may be offered each semester or via each delivery type, and SOPHAS participation may vary by program. See the [Academic Program Finder](#) or the institution's website for more information, including deadlines for each program. Be sure to visit the [Application Requirements](#) website for more information about the admissions requirements. Contact the [Admissions Office](#) with any questions.

²Indicates if a Public Health undergraduate degree or program is offered at the institution.

Degrees listed in **blue** after the program

*Offered only as MPH

Johns Hopkins Bloomberg School of Public Health

Baltimore, MD | jhsph.edu |
410.955.3543 | jhsph.admiss@jhu.edu



SOPHAS - Yes¹

UG Program Available - Yes²

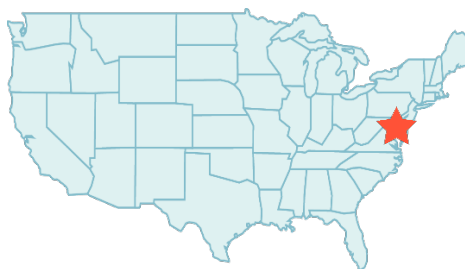
Graduate Student Body



Number of Students:

= 1-250
 = 501-750
 = 251-500
 = 751+

Location



United States

Program Delivery¹

On-Campus; Online; Hybrid

Deadlines¹

Varies

Enrolling Semesters¹



Fall Winter Spring Summer

Programs and Degrees¹

Berman Institute of Bioethics
 MBE
 Biochemistry & Molecular Biology
 MHS; PhD
 Biostatistics
 MHS; ScM; PhD
 Environmental Health & Engineering
 MHS; PhD
 Epidemiology
 MHS; ScM; PhD
 Graduate Training Program in Clinical Investigation
 MHS; PhD
 Graduate Certificates (30+)
 Health Policy & Management
 MHA; MHS; MSPH; PhD
 Health, Behavior & Society
 MHS; MSPH; ScM; PhD
 International Health
 MHS; MSPH; PhD
 Interdepartmental Programs
 MAS; MA Public Health Biology
 Joint Degrees
 MPH/JD; MPH/LLM; MPH/MBA; MPH/MSN;
 MPH/MSW; MSPH/MA; MSPH/RD
 Mental Health
 MHS; PhD
 Molecular Microbiology & Immunology
 MHS; ScM; PhD
 Population, Family & Reproductive Health
 MHS; MSPH; PhD
 Residency Programs:
 General Preventive Medicine Residency
 Occupational & Environmental Medicine
 Training Program
 Schoolwide Programs
 MPH; DrPH

Unique Program Attributes

- The Bloomberg School is the largest school of public health in the world
- We receive 20 percent of all grants and contracts awarded to the accredited U.S. schools of public health
- The Bloomberg School has been ranked No. 1 by U.S. News & World Report since 1994
- Our students and faculty are conducting ongoing research in more than 130 countries
- Our students come from 79 different nations
- We offer the Diversity Summer Internship Program for Undergraduates every summer where students work under the direct mentoring of accomplished Johns Hopkins researchers, gaining valuable experience in a collaborative, challenging and fun environment
- We are the only school of public health with a department of mental health

¹Not every degree/non-degree program may be offered each semester or via each delivery type, and SOPHAS participation may vary by program. See the [Academic Program Finder](#) or the institution's website for more information, including deadlines for each program. Be sure to visit the [Application Requirements](#) website for more information about the admissions requirements. Contact the [Admissions Office](#) with any questions.

²Indicates if a Public Health undergraduate degree or program is offered at the institution.

Degrees listed in **blue** after the program

Kent State University

College of Public Health

Kent, OH | kent.edu/publichealth |
330.672.6500 | publichealth@kent.edu



SOPHAS - No¹

UG Program Available – Yes²

Graduate Student Body



Number of Students:

= 1-250
 = 501-750
 = 251-500
 = 751+

Location



United States

Programs and Degrees¹

Biostatistics
 MPH
 Clinical Epidemiology
 MS
 Epidemiology
 MPH; PhD
 Health Policy & Management
 MPH; PhD
 Prevention Science
 PhD
 Social & Behavioral Sciences
 MPH

Program Delivery¹

On-Campus; Online

Deadlines¹

Spring: **11/1/2019**, Summer: **3/1/2020**,
Fall: **7/1/2020**

Enrolling Semesters¹



Fall



Spring



Summer

Degrees listed in blue after the program

Unique Program Attributes

- Competency-based education.
- Supportive College Community.
- Flexibility in scheduling (full-time, part-time, and online options).
- Individualized Student Support.
- Competitive tuition. Scholarships available.
- Extensive depth and breadth of faculty – academic training and research.

¹Not every degree/non-degree program may be offered each semester or via each delivery type, and SOPHAS participation may vary by program. See the [Academic Program Finder](#) or the institution's website for more information, including deadlines for each program. Be sure to visit the [Application Requirements](#) website for more information about the admissions requirements. Contact the [Admissions Office](#) with any questions.

²Indicates if a Public Health undergraduate degree or program is offered at the institution.



Loma Linda, CA | publichealth.llu.edu |
909.558.8776 | Admissions.sph@llu.edu



SOPHAS - Yes¹

UG Program Available – No²

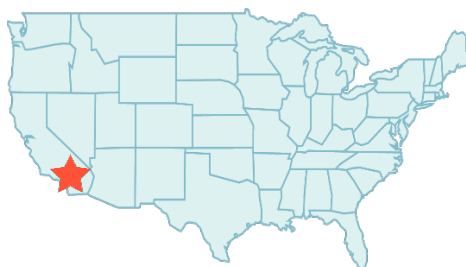
Graduate Student Body



Number of Students:

= 1-250
 = 501-750
 = 251-500
 = 751+

Location



United States

Program Delivery¹

On-Campus; Online

Programs and Degrees¹

Epidemiology
 MPH; PhD
 Global Health
 MPH
 Healthcare Administration
 MHA
 Health Education
 DrPH
 Health Education & Wellness Coaching
 MPH (Online)
 Health Policy & Leadership
 DrPH
 Nutrition
 MS; PhD
 Nutrition Coordinated Program in Dietetics
 MPH; PhD
 Population Medicine
 MPH
 Preventative Care
 DrPH

Deadlines¹

Varies

Enrolling Semesters¹



Fall

Winter

Spring

Summer

Unique Program Attributes

- Faith-based School of Public Health located in Southern California
- Dedicated Practicum office helps place students at local, non-profit, government, for-profit and other health-related organizations to satisfy internship requirements
- MPH in Nutrition – Coordinated Program in Dietetics allows students to sit for the Registered Dietician (R.D.) exam
- Access to Loma Linda University Medical Center and other health care facilities

Degrees listed in **blue** after the program

¹Not every degree/non-degree program may be offered each semester or via each delivery type, and SOPHAS participation may vary by program. See the [Academic Program Finder](#) or the institution's website for more information, including deadlines for each program. Be sure to visit the [Application Requirements](#) website for more information about the admissions requirements. Contact the [Admissions Office](#) with any questions.

²Indicates if a Public Health undergraduate degree or program is offered at the institution.

LSU Health

NEW ORLEANS

School of Public Health

New Orleans, LA | publichealth.lsuhsu.edu |
504.568.5700 | sph@lsuhsc.edu

SOPHAS - Yes¹

UG Program Available – Yes²

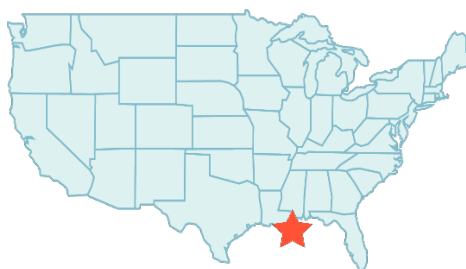
Graduate Student Body



Number of Students:

= 1-250
 = 501-750
 = 251-500
 = 751+

Location



United States

Program Delivery¹

On-campus

Programs and Degrees¹

Behavioral & Community Health Sciences
 MPH
 Biostatistics
 MPH; MS; PhD
 Community Health Sciences
 PhD
 Environmental & Occupational Health Sciences
 MPH
 Epidemiology
 MPH; PhD
 Health Policy & Systems Management
 MPH

Deadlines¹

Varies

Enrolling Semesters¹



Fall



Spring



Summer

Degrees listed in blue after the program

Unique Program Attributes

Our mission is to advance the public's health and well-being through education, research and service with a focus on issues affecting Louisiana.

- Opportunities to help continue the strong relationships that we have nurtured within the public health community by serving as home of the Louisiana Tumor Registry and the Louisiana Cancer Prevention and Control Programs with over 100 contracts and agreements with public health organizations and agencies.
- Direct student involvement in research focused on cancer epidemiology, as well as modifiable disease risk factors such as tobacco and obesity with training to actively seek research in new priority areas.
- Interprofessional education assimilated into the MPH curriculum with students across the health sciences center including Medicine, Dentistry, Nursing, and Allied Health professions.
- Student representation on all governance committees of the School of Public Health including Curriculum, Diversity, Evaluation, and Research.
- Over 57% minority representation in our student body including both domestic and international students.
- Case-based integrative learning experience utilizing cross-cutting, competency-based scenarios that require the students to examine the role of their discipline in the larger realm of public health.
- Joint degree options with Medicine, Veterinary Medicine and Social Work.

¹Not every degree/non-degree program may be offered each semester or via each delivery type, and SOPHAS participation may vary by program. See the [Academic Program Finder](#) or the institution's website for more information, including deadlines for each program. Be sure to visit the [Application Requirements](#) website for more information about the admissions requirements. Contact the [Admissions Office](#) with any questions.

²Indicates if a Public Health undergraduate degree or program is offered at the institution.

Loyola University Chicago

Parkinson School of Health Sciences and Public Health

Maywood, IL | luc.edu/publichealth |
mph@luc.edu

SOPHAS - Yes¹

UG Program Available - Yes²

Graduate Student Body



Number of Students:

= 1-250
 = 501-750
 = 251-500
 = 751+

Location



United States

Programs and Degrees¹

Epidemiology
 MPH; MPH/MD
 Global Health Equity
 MPH; MPH/MD
 Public Health
 Certificate
 Public Health Policy & Management
 MPH; MPH/MD
 Dual Degree
 MPH/MD; MSW/MPH

Degrees listed in blue after the program

Program Delivery¹

On-Campus; Online; Blended

Deadlines¹

Spring: **11/15/2019**,
 Fall (Priority): **5/15/2020**

Enrolling Semesters¹



Fall



Spring

Unique Program Attributes

- Flexible and convenient online and evening classes.
- Small class sizes.
- Extensive opportunities to get involved in faculty-led research projects.
- Opportunities to work on international projects.
- Jesuit values: science in the service of social justice.

¹Not every degree/non-degree program may be offered each semester or via each delivery type, and SOPHAS participation may vary by program. See the [Academic Program Finder](#) or the institution's website for more information, including deadlines for each program. Be sure to visit the [Application Requirements](#) website for more information about the admissions requirements. Contact the [Admissions Office](#) with any questions.

²Indicates if a Public Health undergraduate degree or program is offered at the institution.



Atlanta, GA | chp.mercer.edu |
678.547.6391 | mph@mercer.edu

SOPHAS - Yes¹

UG Program Available – Yes²

Graduate Student Body



Number of Students:

1 person icon = 1-250 5 person icons = 501-750
2 person icons = 251-500 7 person icons = 751+

Location



United States

Programs and Degrees¹

Public Health
MPH; MPH/PsyD
Public Health – Generalist/Rural & Underserved
Populations - MPH
Public Health & Physical Therapy
MPH/DPT
Public Health & Physician Assistant
MPH/PA
Public Health & Pharmacy
MPH/PharmD

Degrees listed in blue after the program

Program Delivery¹

On-Campus; Online; Hybrid

Deadlines¹

International Applicants: **6/1/2020**, US
Applicants: **7/1/2020**, Final: **7/30/2020**

Enrolling Semesters¹



Fall

Unique Program Attributes

- Our program is offered in the evenings as well as fully online to offer flexibility for working adults.
- Our faculty includes professionals from organizations such as the Center for Disease Control (CDC) and the GA Department of Public Health which exposes our students to leading experts in the field of public health.
- Our program places students in internships for hands-on public health experience within over 100 public health organizations.
- Over 92% of our graduates are employed immediately upon graduating.

¹Not every degree/non-degree program may be offered each semester or via each delivery type, and SOPHAS participation may vary by program. See the [Academic Program Finder](#) or the institution's website for more information, including deadlines for each program. Be sure to visit the [Application Requirements](#) website for more information about the admissions requirements. Contact the [Admissions Office](#) with any questions.

²Indicates if a Public Health undergraduate degree or program is offered at the institution.

National Institute of Public Health (Instituto Nacional de Salud Pública)

Cuernavaca, Morelos, Mexico | insp.mx |
+52.777.329.3033 | vinculacion@insp.mx

SOPHAS - Yes¹

Graduate Student Body



Number of Students:

= 1-250
 = 501-750
 = 251-500
 = 751+

Location



Mexico, Central America & Caribbean

Programs and Degrees¹

Biostatistics
 MS
 Biostatistics & Health Information Systems*
 Clinical Nutrition
 MCN
 Comprehensive Evaluation of Social Development
 Policies and Programs
 Epidemiology
 MPH; MS; ScD
 Environmental Health
 MPH; MS; ScD
 Environmental Health Sciences
 MPH; DEHS
 Health Administration
 MPH
 Health Economics (CIDE)
 MS
 Health Services
 MQMHS
 Health Systems
 ScD
 Health Systems & Health Policies
 MS
 Health Systems
 DS
 Infectious Diseases
 MPH; MS; ScD
 Nutrition*
 Population Nutrition
 MS; ScD
 Population Nutrition Sciences
 DPNS; ScD
 Public Health
 MPH; DrPH
 Public Health and Preventative Medicine
 PHP/PM
 Public Health Sciences
 PPHS
 Social & Behavioral Sciences*
 Vector-borne Diseases
 MPH; MS
 Quality of Health Systems
 DrPH

Degrees listed in blue after the program

*Offered only as MPH

Program Delivery¹

**On-Campus; Executive; Distance
Based Learning**

Deadlines¹

All Applicants: **4/30**

Enrolling Semesters¹



Fall

Unique Program Attributes

- Program is taught entirely in Spanish.
- Full-time students of most programs will be able to request the CONACyT scholarship.
- The INSP has nine major research areas, including: cancer prevention and control; health and vulnerable groups; prevention and control of vector-borne diseases; TB prevention and control; environmental health; injury and violence prevention; sexual health, AIDS, and STD prevention; promotion of healthy lifestyles; medicine and public health: access, use, and antimicrobial resistance; health human resources; social protection in health; evaluation of health programs and policies; obesity, diabetes and heart disease; malnutrition; sexual and reproductive health; and vaccinations.

¹Not every degree/non-degree program may be offered each semester or via each delivery type, and SOPHAS participation may vary by program. See the [Academic Program Finder](#) or the institution's website for more information, including deadlines for each program. Be sure to visit the [Application Requirements](#) website for more information about the admissions requirements. Contact the [Admissions Office](#) with any questions.

National Taiwan University

College of Public Health

Taipei, Taiwan | coph.ntu.edu.tw |
ntuihc@ntu.edu.tw

SOPHAS - Yes¹

UG Program Available – Yes²

Graduate Student Body



Number of Students:

= 1-250
 = 501-750
 = 251-500
 = 751+

Location



Taiwan

Programs and Degrees¹

Environmental & Occupational Health Science
 MS; PhD
 Epidemiology & Preventative Medicine
 MS; PhD
 Food Safety & Health
 MS
 Global Health
 MS
 Health Behavior & Community Sciences
 MS
 Health Policy & Management
 MS; PhD
 Public Health
 MPH

Degrees listed in **blue** after the program

Program Delivery¹

On-Campus

Deadlines¹

See Website

Enrolling Semesters¹



Fall

Unique Program Attributes

The College of Public Health at National Taiwan University (NTU) is accredited by the Council on Education for Public Health (CEPH). NTU College of Public Health is committed to providing an interesting and thought-provoking academic experience. Preparing students with the necessary skills and knowledge applicable to real world situations. The Master of Global Health program will equip you with the methods and skills required for a career in a global health context. The MGH incorporates world leading guest speakers in areas including Global Health, Environmental and Occupational Health, Health Behaviours and Community Sciences, Food Safety, Epidemiology, Biostatistics as well as Health Policy and Management. For further information and application details please visit the website at the following link. <http://mgh.ntu.edu.tw>

¹Not every degree/non-degree program may be offered each semester or via each delivery type, and SOPHAS participation may vary by program. See the [Academic Program Finder](#) or the institution's website for more information, including deadlines for each program. Be sure to visit the [Application Requirements](#) website for more information about the admissions requirements. Contact the [Admissions Office](#) with any questions.

²Indicates if a Public Health undergraduate degree or program is offered at the institution.



East Greenwich, RI | <http://www.neit.edu/mph> |

SOPHAS - Yes¹

UG Program Available – No²

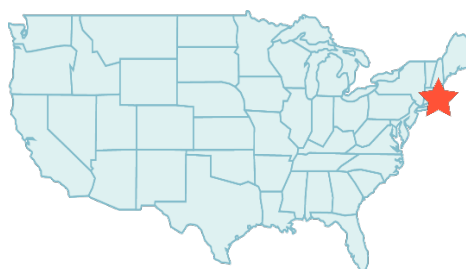
Graduate Student Body



Number of Students:

= 1-250
 = 501-750
 = 251-500
 = 751+

Location



United States

Programs and Degrees¹

Public Health
MPH

Degrees listed in blue after the program

Program Delivery¹

Online

Deadlines¹

Spring: **3/10/2020**
Fall: **9/10/2019**

Enrolling Semesters¹



Fall



Spring

Unique Program Attributes

New England Institute of Technology (NEIT) was founded in 1940 and is based in Rhode Island. We have three campuses, and our administrative offices are in East Greenwich, 14 miles from T.F. Green airport. Our MPH program is unique because:

- We offer a multidisciplinary professional MPH online program with minimum synchronous sessions, ideal for working professionals
- We use robust technology to apply the “experiential learning” model where students learn by doing, using interactive, hands-on methods, and study real communities
- Our classes have fewer than 20 students and our professors know every student by name
- We are a flat organization with lean processes and swift access to school’s authorities
- We are going through the accreditation process through the Council on Education for Public Health (CEPH)
- We offer a competitive tuition among private schools
- We welcome you to join the NEIT family!

¹**Not every degree/non-degree program may be offered each semester or via each delivery type, and SOPHAS participation may vary by program.** See the [Academic Program Finder](#) or the institution’s website for more information, including deadlines for each program. Be sure to visit the [Application Requirements](#) website for more information about the admissions requirements. Contact the Admissions Office with any questions.

²**Indicates if a Public Health undergraduate degree or program is offered at the institution.**



NEW YORK MEDICAL COLLEGE

A MEMBER OF THE Touro College
AND UNIVERSITY SYSTEM

School of Health Sciences and Practice
and
INSTITUTE OF PUBLIC HEALTH



Valhalla, NY | nymc.edu/shsp |

914.594.4510 | shsp_admissions@nymc.edu



SOPHAS - Yes¹

UG Program Available - No²

Graduate Student Body

Data Not
Available

Number of Students:

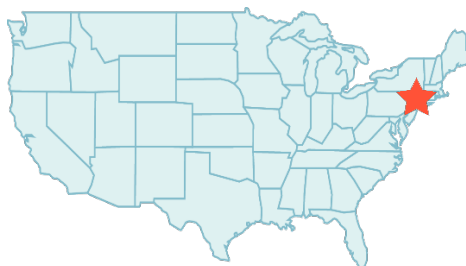
1-250

501-750

251-500

751+

Location



United States

Programs and Degrees¹

Behavioral Sciences & Health Promotion

MPH

Biostatistics

MS

Environmental Health Science

MPH

Epidemiology

MPH

Health Policy & Management

MPH; DrPH

Advanced Certificates:

Emergency Management

Environmental Health Science

Global Health

Health Administration

Health Education

Industrial Hygiene

Public Health

Program Delivery¹

On-Campus, Online, Hybrid

Deadlines¹

Spring (MPH, MS): **12/1/2019**, Summer
(MPH, MS): **5/1/2020**

Fall (DrPH): **6/1/2020**, Fall (MPH, MS):
8/1/2020

Enrolling Semesters¹



Fall



Spring



Summer

Degrees listed in blue after the program

Unique Program Attributes

- New York Medical College has had a history of involvement in the social and environmental determinants of health and disease, and special concern for the poor, powerless, and the helpless since 1860.
- Small class sizes and excellent teacher-to-student ratio enable us to offer creative and effective programs; online programs have the same faculty and curriculum as on-campus programs.
- Beautiful suburban campus 16 miles from New York City and convenient to the Hudson Valley, Connecticut and New Jersey.
- Classes are conveniently scheduled in the late afternoon, evening, hybrid or fully online for part-time or full-time students. GRE is not required.
- Significant tuition discounts to active duty, veterans, U.S. Public Health Service and HHS members.

¹Not every degree/non-degree program may be offered each semester or via each delivery type, and SOPHAS participation may vary by program. See the [Academic Program Finder](#) or the institution's website for more information, including deadlines for each program. Be sure to visit the [Application Requirements](#) website for more information about the admissions requirements. Contact the [Admissions Office](#) with any questions.

²Indicates if a Public Health undergraduate degree or program is offered at the institution.



COLLEGE OF GLOBAL
PUBLIC HEALTH

Reinvent THE PUBLIC

HEALTH PARADIGM
NYU

New York, NY | publichealth.nyu.edu |
212.992.6741 | gph.admissions@nyu.edu



SOPHAS - Yes¹

UG Program Available – Yes²

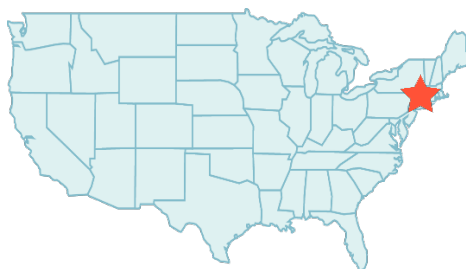
Graduate Student Body



Number of Students:

1-250 501-750
251-500 751+

Location



United States

Program Delivery¹

On-Campus; Online; Hybrid

Deadlines¹

Certificates: **Rolling**, Spring (MPH and Bioethics) and PhD: **12/1/2019**, Final (MPH) and Fall (Bioethics): **2/1/2020**

Enrolling Semesters¹



Fall



Spring



Summer

Programs and Degrees¹

Applied Global Public Health
Certificate
Bioethics
MA
Biostatistics
MS; MPH; PhD
Community & International Health
MPH
Cross-Continental Program
MPH
Environmental Public Health Sciences
MPH
Epidemiology
MPH; PhD; MS
Global Health
MPH
Health and Human Rights
Certificate
Public Health
Certificate
Public Health Disaster Science, Policy & Practice
Certificate
Public Health Nutrition
MPH; Certificate
Public Health Policy & Management
MPH; PhD
Social & Behavioral Sciences
MPH; PhD
Sustainable Development Goals (Online)
MPH

Degrees listed in blue after the program

In addition to the degrees listed, programs may also be completed as part of some or all of the following joint degree programs:
MPH/MSW; MPH/MPA; MPH/MD; MPH/MS; MPH/DDS

Unique Program Attributes

- Ranked one of the best grad schools in Public Health, according to U.S. News & World Report 2020 Rankings.
- We offer a comprehensive program of scholarship support: more than 83% of students admitted to the MPH for 2018 were offered a scholarship, with an average award of over \$12,000 per year.
- Our classroom is global: students can take advantage of study abroad courses at international sites including Accra, Abu Dhabi, Brazil, Geneva, London, Mexico, South Africa, Tel Aviv and more. We are also the first MPH program to allow on-campus MPH students to study an entire term away at one of our global sites, including Accra, Abu Dhabi or Buenos Aires.
- Graduates are uniquely prepared for success in the public health workforce through intensive networking, professional development and participation in labs. 96% of the Class of 2017 was employed or pursuing another degree within 11 months of graduating.
- Students who cannot relocate to NYC can take advantage of our fully-online MPH focusing on the Sustainable Development Goals.

¹Not every degree/non-degree program may be offered each semester or via each delivery type, and SOPHAS participation may vary by program. See the [Academic Program Finder](#) or the institution's website for more information, including deadlines for each program. Be sure to visit the [Application Requirements](#) website for more information about the admissions requirements. Contact the [Admissions Office](#) with any questions.

²Indicates if a Public Health undergraduate degree or program is offered at the institution.

Northeastern University

Department of Health Sciences

Boston, MA | bouve.northeastern.edu/health-sciences/ |
617.373.3666 | mph@northeastern.edu



SOPHAS - Yes¹

UG Program Available – Yes²

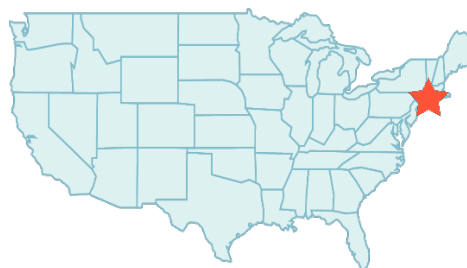
Graduate Student Body



Number of Students:

1 person icon = 1-250 2 person icons = 501-750
3 person icons = 251-500 4 person icons = 751+

Location



United States

Programs and Degrees¹

Exercise Science
MS; Certificate
Population Health
PhD
Public Health
MPH; MPH/JD; MPH/MS-Physician Assistant
Studies; MPH/PharmD; MPH/MS- Health
Informatics; MPH/MS – Exercise Science

Degrees listed in blue after the program

Program Delivery¹

On-Campus; Online; Hybrid

Deadlines¹

Spring 2019: **10/15/2019 (MPH only)**,
Fall 2019: **12/15/2019 (PhD)**, **5/15/2020 (MPH
and dual degrees)**, **6/1/2020 (MS in Exercise
Science)**, **8/1/2020 (Certificate)**

Enrolling Semesters¹



Fall



Spring

Unique Program Attributes

- Our small class sizes create a supportive learning environment and provide students with strong faculty mentoring.
- Elective courses can be easily taken from the wide array of departments on Northeastern's centrally located campus in Boston, with many online options as well.
- Our MPH program is designed to accommodate working professionals; students can be full or part time and take their classes in the evenings and/or online.
- The PhD Program in Population Health utilizes interdisciplinary education to train future public health leaders who understand the complex factors that affect the health and well-being of populations.
- Our MPH dual degree programs allow students to achieve a more robust understanding of public health as it relates to their primary discipline and adds to their professional toolkit.
- Our MS and Exercise Science Certificate provides students with professional experience through coursework and experiential learning opportunities, including access to a dedicated on-site laboratory. The certificate provides opportunities for students to become clinicians (e.g. exercise physiologists), researchers, or public health professionals, as well it prepares them for entry into physician assistant and nursing programs.

¹Not every degree/non-degree program may be offered each semester or via each delivery type, and SOPHAS participation may vary by program. See the [Academic Program Finder](#) or the institution's website for more information, including deadlines for each program. Be sure to visit the [Application Requirements](#) website for more information about the admissions requirements. Contact the [Admissions Office](#) with any questions.

²Indicates if a Public Health undergraduate degree or program is offered at the institution.

Northwestern University Feinberg School of Medicine Program in Public Health

Chicago, IL | publichealth.northwestern.edu |
312.503.0500 | PPHAdmissions@northwestern.edu

SOPHAS - Yes¹

UG Program Available –No²

Graduate Student Body



Number of Students:

= 1-250
 = 501-750
 = 251-500
 = 751+

Location



United States

Programs and Degrees¹

Biostatistics
 MS
 DPT/MPH Combined Degree
 DPT/MPH
 MD/MPH Combined Degree
 MD/MPH
 Public Health (Core Concepts):
 Epidemiology*
 Community Health Research*
 Generalist*
 Global Health*

Program Delivery¹

On-Campus

Deadlines¹

Summer- International Students:
1/15/2020, US Applicants Early Admission:
1/15/2020; US Applicants: **3/1/2020**
Fall- US Applicants: **6/1/2020**

Enrolling Semesters¹



Fall



Summer

Degrees listed in blue after the program

Unique Program Attributes

- Northwestern's analytically oriented Program in Public Health prepares students for boundary spanning careers in research and practice.
- Students include physicians, other professionals, combined degree students, career changers/enhancers, and recent college graduates.
- Northwestern's internationally renowned preventive medicine and public health research programs are ranked #1 in NIH funding.
- Students work on culminating experiences with acclaimed faculty members conducting research, epidemiology, community health, and global health projects.
- Applied practice experiences are available with over 20 partner organizations locally, nationally, and globally.

¹Not every degree/non-degree program may be offered each semester or via each delivery type, and SOPHAS participation may vary by program. See the [Academic Program Finder](#) or the institution's website for more information, including deadlines for each program. Be sure to visit the [Application Requirements](#) website for more information about the admissions requirements. Contact the [Admissions Office](#) with any questions.

²Indicates if a Public Health undergraduate degree or program is offered at the institution.



THE OHIO STATE UNIVERSITY

COLLEGE OF PUBLIC HEALTH



Columbus, OH | cph.osu.edu |
614.292.8350 | cph@osu.edu



SOPHAS - Yes¹

UG Program Available – Yes²

Graduate Student Body



Number of Students:

1 icon = 1-250 2 icons = 501-750
3 icons = 251-500 4 icons = 751+

Location



United States

Programs and Degrees¹

Biomedical Informatics
MPH; MS
Biostatistics
MPH; MS
Clinical Translational Science
MPH; MPH/MD
Environmental Health Sciences
MPH; MPH/MISE
Environmental Public Health
MS; PhD
Epidemiology
MPH; MS; PhD; PhD/MD-MSTP
Global One Health
Certificate
Health Behavior & Health Promotion
MPH; PhD; MPH/MSW; MPH/MPA
Health Services Management & Policy
MHA; PhD; MHA/MPA; MHA/MBA; MHA/MD;
MHA/JD
Interdisciplinary Biostatistics
PhD
Program for Experienced Professionals
MPH
Public Health Behavior and Promotion
Minor
Veterinary Public Health
MPH; MPH/DVM

Degrees listed in blue after the program

Program Delivery¹

On-Campus; Hybrid

Deadlines¹

Priority: **12/1/2019**, Regular: **Varies**

Enrolling Semesters¹



Fall



Summer

Unique Program Attributes

- Our college is ranked 13th among all public schools of public health and the MHA program is ranked 7th of all health care management programs
- We are part of the most comprehensive health sciences campus in the nation
- Research opportunities are available through the Wexner Medical Center, named one of “America’s Best Hospitals”
- Our building, Cunz Hall, is a LEED (Leadership in Energy and Environmental Design) Silver certified building with wet labs and a computer lab
- Our wet labs were the first to receive the “Green Buckeye” certification, demonstrating our commitment to ecologically sustainable practices
- All students have the opportunity to research with faculty
- We are the first accredited college of public health in the state of Ohio

The unrivaled resources of The Ohio State University allow students to meet the demand of the increasingly complex nature of Public Health through unique Dual/Combined degree offerings

¹Not every degree/non-degree program may be offered each semester or via each delivery type, and SOPHAS participation may vary by program. See the [Academic Program Finder](#) or the institution’s website for more information, including deadlines for each program. Be sure to visit the [Application Requirements](#) website for more information about the admissions requirements. Contact the [Admissions Office](#) with any questions.

²Indicates if a Public Health undergraduate degree or program is offered at the institution.



SCHOOL OF PUBLIC HEALTH



Portland, OR | ohsu-psu-sph.org |
503.494.1158 | applySPH@pdx.edu



SOPHAS - Yes¹

UG Program Available – Yes²

Graduate Student Body



Number of Students:

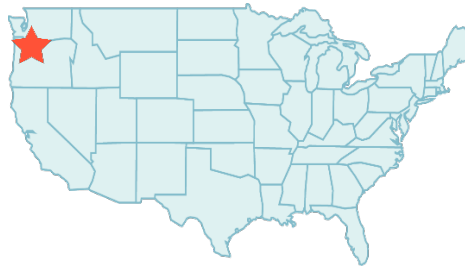
1 = 1-250

2 = 501-750

3 = 251-500

4 = 751+

Location



United States

Programs and Degrees¹

Biostatistics

MPH; MS; Certificate

Community Health

PhD

Environmental Systems & Human Health

MPH

Epidemiology

MPH; PhD

Health Management & Policy

MPH; MPH/MSW

Health Promotion

MPH

Health Promotion / Social work

MPH/MSW

Health Promotion / Urban Planning

MPH/MURP

Health Systems & Policy

PhD

Public Health Practice (Online/Hybrid)

MPH

Public Health (Online)

Certificate

Program Delivery¹

On-Campus; Online

Deadlines¹

December 1: Early Deadline,

February 1: Final Deadline (PhD),

March 15: Final Deadline (MPH, MS, and
Certificate)

Enrolling Semesters¹



Fall

Unique Program Attributes

- It is no accident that a city like Portland gave rise to an institution like the OHSU-PSU School of Public Health (SPH). Renowned for its collaborative spirit and embrace of new ideas, Portland is a hive of civic engagement, entrepreneurial energy, and creative vitality. We are committed to social justice and global sustainability. And, we are a proving ground for innovative concepts that have transformative potential. Those same qualities are built into the OHSU-PSU School of Public Health's DNA. We bring together two of Oregon's leading universities, both known for pioneering research and the public-spirited pursuit of knowledge. We are training the next generation of public health leaders, while working with today's community leaders to find enduring solutions to difficult public health problems.
- You will have access to highly supportive world-class faculty, research resources backed by both universities, access to both campuses, libraries, and career support during your program- and beyond- to tackle the problems that impact public health.
- The cost of obtaining a degree from the OHSU-PSU School of Public Health is among the lowest in Oregon and far lower than similar degrees from private colleges. Graduates enter health fields that offer above-average salaries, along with opportunities to work anywhere in the world.

¹Not every degree/non-degree program may be offered each semester or via each delivery type, and SOPHAS participation may vary by program. See the [Academic Program Finder](#) or the institution's website for more information, including deadlines for each program. Be sure to visit the [Application Requirements](#) website for more information about the admissions requirements. Contact the [Admissions Office](#) with any questions.

²Indicates if a Public Health undergraduate degree or program is offered at the institution.

Degrees listed in **blue** after the program

COLLEGE OF PUBLIC HEALTH AND HUMAN SCIENCES



Oregon State
University

Solutions to improving health are
OUT THERE



Corvallis, OR | health.oregonstate.edu |
541.737.5616 | suzanna.chase@oregonstate.edu

SOPHAS - Yes¹

UG Program Available – Yes²

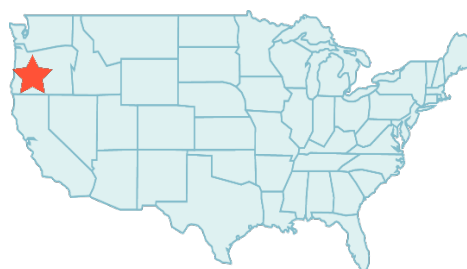
Graduate Student Body



Number of Students:

= 1-250
 = 501-750
 = 251-500
 = 751+

Location



United States

Program Delivery¹
On-Campus; Online

Deadlines¹
Varies

Enrolling Semesters¹



Fall



Summer

Programs and Degrees¹

Adapted Physical Education
MAPE
Athletic Training
MATRN
Biostatistics
MPH
Environmental & Occupational Health
MPH; PhD
Epidemiology
MPH; PhD
Global Health
MPH; PhD
Health Systems & Policy
MPH
Health Policy
PhD
Health Promotion & Health Behavior
MPH; PhD
Human Development & Family Studies
MS; PhD
Kinesiology:
Adapted Physical Activity
Biophysical Kinesiology
Exercise Physiology
Neuromechanics
Physical Activity and Public Health
Physical Education Teacher Education
Psychosocial Kinesiology (MS; PhD)
Sport & Exercise Psychology
MS; PhD
Nutrition
MS; PhD
Physical Activity
MPH
Public Health Practice
MPH

Degrees listed in blue after the program

Unique Program Attributes

- Oregon State University is Oregon's land grant university *and* leading public research university, providing exceptional learning opportunities for our graduate students.
- 92% of our MPH, MS and PhD graduates are employed or pursuing further education.
- Our college has 5 signature research areas: optimal health through nutrition & physical activity; predictors and consequences of chronic diseases & the promotion of healthy behaviors; healthy developmental processes & transitions across the lifespan; health systems reform & health policy; and impact of environmental & occupational hazards on human health. Graduate students have tremendous access to research projects.
- Our full time MPH Internship Coordinator helps MPH students find opportunities within their area of interest locally, nationally and around the globe.
- Through our academic and degree programs, we promote interdisciplinary learning and Research.

¹Not every degree/non-degree program may be offered each semester or via each delivery type, and SOPHAS participation may vary by program. See the [Academic Program Finder](#) or the institution's website for more information, including deadlines for each program. Be sure to visit the [Application Requirements](#) website for more information about the admissions requirements. Contact the [Admissions Office](#) with any questions.

²Indicates if a Public Health undergraduate degree or program is offered at the institution.

Pennsylvania State University Public Health Programs

Hershey & University Park, PA | med.psu.edu/public-health-programs |
717.531.1502 | pennstatepublichealth@phs.psu.edu

SOPHAS - Yes¹

UG Program Available – No²

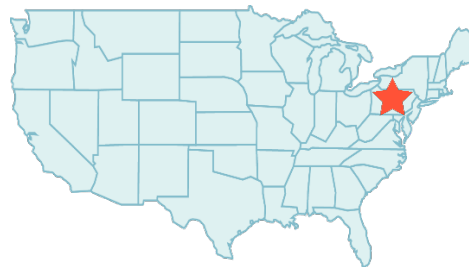
Graduate Student Body



Number of Students:

1 = 1-250 3 = 501-750
2 = 251-500 4 = 751+

Location



United States

Programs and Degrees¹

Biostatistics
PhD
Clinical Research
MS
Epidemiology
PhD
Health Policy & Administration
PhD
Public Health
MPH; DrPH

In addition to the degrees listed, programs may also be completed as part of some or all of the following joint degree programs: MPH/MD; MPH/DMD; MPH/JD; MPH/MSW; MPH/MSN; MPH/BIOE; MPH/MPA; MPH/MSSP

Degrees listed in blue after the program

Program Delivery¹

On-Campus

Deadlines¹

Jan. 15

Enrolling Semesters¹



Fall

Unique Program Attributes

- Our Public Health Program is well-positioned in the dynamic environment at the College of Medicine and Hershey Medical Center to foster discovery and growth in the areas of education, research, and practice.
- Our Global Health Exchange Partnership program offers a unique global health experience for our DrPH and MPH students, as well as students from Penn State's international partner universities to learn public health challenges and solutions firsthand through lectures and off-site meetings, comparing healthcare delivery and critical public health issues between the United States and other nations.
- The proximity of our campus to the state capital provides students access to high profile practice-based learning opportunities through our partners in the Pennsylvania Department of Health and other important public health organizations in the region.
- Many of our classes are held in late afternoons and evenings to provide flexibility for students to gain valuable public health practice and research experience.

¹Not every degree/non-degree program may be offered each semester or via each delivery type, and SOPHAS participation may vary by program. See the [Academic Program Finder](#) or the institution's website for more information, including deadlines for each program. Be sure to visit the [Application Requirements](#) website for more information about the admissions requirements. Contact the [Admissions Office](#) with any questions.

²Indicates if a Public Health undergraduate degree or program is offered at the institution.

Purdue University Public Health Graduate Program

West Lafayette, IN | purdue.edu/hhs/public-health/ |

765.494.0109 | MPH1@purdue.edu



SOPHAS - Yes¹

UG Program Available - Yes²

Graduate Student Body

Data Not
Available

Number of Students:

= 1-250
 = 501-750
 = 251-500
 = 751+

Location



United States

Programs and Degrees¹

Health Management and Policy

MPH

Family and Community Health

MPH

Health Statistics

MPH

Environmental Health

MPH

Also offered: PhD or MS/MPH Dual Degree Track

Program Delivery¹

On-Campus; Online; Hybrid

Deadlines¹

Varies

Enrolling Semesters¹



Fall



Spring



Summer

Unique Program Attributes

- Student participation in research – over 60% of our MPH students participate in faculty led research and are authors on publications. Purdue University is a research 1 institution with partnerships with numerous, governmental, industrial, clinical and academic institutions. The university continues to break records in and research funding.
- Flexibility – our plans of study allow students to build a plan that fits with their unique career and public health interests. Many of our students are working professionals in the field of public health. Our unique and adaptable plans of study allow for students of all ages, backgrounds, and stages of life to pursue a degree that fits their goals.
- World Class Faculty – Our rigorous academic programs are led by some of the top professors in the world who prepare students for leadership roles in numerous and diverse career paths. We empower our students to move the world forward. In addition to pursuing research alongside faculty, our students interact with and are mentored by our faculty members. We value the strong relationships built between our faculty, staff, and students in the Public Health Department.
- Global Opportunities – MPH faculty offer study abroad opportunities that fulfill concentration requirements. Students also engage in global internship opportunities in a variety of different settings. From Italy to Peru, our students and faculty are paving the way for innovative research across borders.

¹Not every degree/non-degree program may be offered each semester or via each delivery type, and SOPHAS participation may vary by program. See the [Academic Program Finder](#) or the institution's website for more information, including deadlines for each program. Be sure to visit the [Application Requirements](#) website for more information about the admissions requirements. Contact the [Admissions Office](#) with any questions.

²Indicates if a Public Health undergraduate degree or program is offered at the institution.

Degrees listed in blue after the program

Rutgers School of Public Health

Piscataway & Newark, NJ | sph.rutgers.edu |
732.235.4646 | admissions@sph.rutgers.edu



SOPHAS - Yes¹

UG Program Available – Yes²

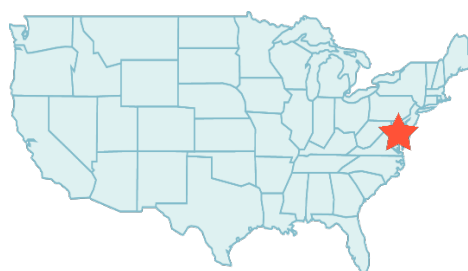
Graduate Student Body



Number of Students:

= 1-250
 = 501-750
 = 251-500
 = 751+

Location



United States

Program Delivery¹

On-Campus

Deadlines¹

Masters (Spring): **12/1/2019**,
 Doctoral: **12/1/2019**,
 Masters (Fall): **5/1/2020**

Enrolling Semesters¹



Fall Spring

Programs and Degrees¹

Biostatistics
 MPH; MS; PhD; MPH/MD
 Environmental Health Sciences
 MPH
 Environmental & Occupational Health
 PhD
 Epidemiology
 MPH; PhD; MPH/MD; MPH/MS
 Global Public Health
 MPH; MPH/MD
 Health Outcomes, Policy & Economics
 MS
 Health Systems & Policy
 MPH; PhD; MPH/MD; MPH/MBA; MPH/JD;
 MPH/MS
 LGBTQ Health
 MPH
 Occupational Safety & Health
 MPH; MPH/MD
 Public Health Nutrition
 MPH
 Social and Behavioral Health Sciences
 MPH; PhD; MPH/MD
 Urban Public Health
 MPH; MPH/MD

Degrees listed in blue after the program

Unique Program Attributes

- **Location, location, location:** We're just a short ride to NYC, Philly, and the Jersey Shore!
- We're New Jersey's only **accredited** school of Public Health. Learn why accreditation matters [here](#).
- **The bottom line:** We provide an exceptional, high-quality education that is **accessible** and **affordable** for both full-time students and working professionals.
- **Start small, think BIG:** You can begin your studies as post-baccalaureate certificate student eventually migrating into an MPH or MS degree.
- We are routinely in the top 10 schools of public health for student and faculty **diversity**.
- **It's personal:** our student-to-faculty ratios among concentrations range from 3.2 to 6.45.
- **Well connected, much respected, and centrally located:** We're located near a high concentration of health care organizations, bio-tech firms, foundations, and international pharmaceutical headquarters such as the Robert Wood Johnson Foundation, Johnson & Johnson, Merck, Novartis, Colgate Palmolive, Revlon and others. Due to our exceptional reputation, these organizations along with State and local municipalities offer practicum experiences and future employment opportunities to students and grads.

¹Not every degree/non-degree program may be offered each semester or via each delivery type, and SOPHAS participation may vary by program. See the [Academic Program Finder](#) or the institution's website for more information, including deadlines for each program. Be sure to visit the [Application Requirements](#) website for more information about the admissions requirements. Contact the [Admissions Office](#) with any questions.

²Indicates if a Public Health undergraduate degree or program is offered at the institution.



Sacred Heart UNIVERSITY

MASTER OF PUBLIC HEALTH

Fairfield, CT | sacredheart.edu/academics/collegeofhealthprofessions/academicprograms/publichealth/
203.371.7884 | magnusone@sacredheart.edu

SOPHAS - Yes¹

UG Program Available – No²

Graduate Student Body

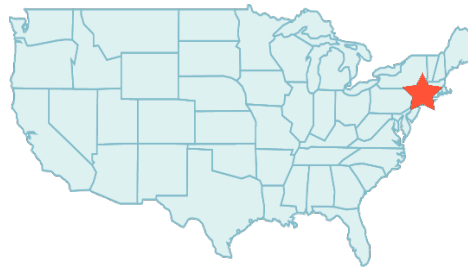


Number of Students:

1 person icon = 1-250 3 person icons = 501-750

2 person icons = 251-500 4 person icons = 751+

Location



United States

Programs and Degrees¹

Community Health

MPH

Degrees listed in blue after the program

Program Delivery¹

On-Campus; Evening Classes

Deadlines¹

Rolling

Priority: **March 1st**

Enrolling Semesters¹



Fall



Spring

Unique Program Attributes

- Join a university rich in the tradition of service to one's community
- Our program's concentration in community health prepares students to work closely with communities as they aim to achieve health equity
- All students have the opportunity to participate in internships, research experiences, study abroad, interprofessional educational experiences, and service learning opportunities
- Small class sizes allow us to maintain a student-centered learning environment, rich with engaged learning experiences tailored to students' interests
- Our program serves both full time and part-time students and welcomes students from diverse backgrounds
- Optimal location: Coastal, Southeastern Connecticut within minutes of hiking, beaches, and more

¹Not every degree/non-degree program may be offered each semester or via each delivery type, and SOPHAS participation may vary by program. See the [Academic Program Finder](#) or the institution's website for more information, including deadlines for each program. Be sure to visit the [Application Requirements](#) website for more information about the admissions requirements. Contact the [Admissions Office](#) with any questions.

²Indicates if a Public Health undergraduate degree or program is offered at the institution.

Saint Louis University College of Public Health and Social Justice

St. Louis, MO | slu.edu/public-health-social-justice |
314.977.8144 | publichealth@slu.edu



SOPHAS - Yes¹

UG Program Available – Yes²

Graduate Student Body



Number of Students:

1 icon = 1-250 2 icons = 501-750
3 icons = 251-500 4 icons = 751+

Location



United States

Program Delivery¹

On-Campus; Online; Hybrid

Deadlines¹

Varies

Enrolling Semesters¹



Fall

Programs and Degrees¹

Applied Behavioral Analysis
MS
Behavioral Science & Health Education
MPH; MSPH; MSPH/PhD
Behavioral Science & Health
Education/Epidemiology*
Biosecurity & Disaster Preparedness
MPH; Certificate
Biosecurity & Disaster
Preparedness/Epidemiology*
Biostatistics*
Biostatistics/Epidemiology*
Biostatistics & Health Analytics
MS
Criminology and Criminal Justice
MA
Epidemiology
MPH; MSPH
Global Health*
Global Health/Biosecurity & Disaster
Preparedness*
Global Health/Epidemiology*
Global Health/Maternal & Child Health*
Health Administration
MHA; MHA/JD; MHA/MBA
Health Management & Policy
MPH; MPH/JD
Health Management & Policy/Epidemiology*
Maternal & Child Health*
Maternal & Child Health/Epidemiology*
Public Health Practice
MPH; MPH/MD; MPH/MS; MPH/MSW
Public Health Studies
PhD
Social Work
MSW; PhD
Urban Planning and Development
MS

Unique Program Attributes

- SLU is a nationally recognized Jesuit university, located in the affordable Midwest in an exciting urban environment.
- The College for Public Health and Social Justice is a mission-driven academic community where teaching, research and service foster the growth of a more just and equitable society at home and around the world.
- Guided by a higher purpose in social justice, the College is boldly leading the way in investigating and finding solutions to the complex factors that undermine health and well being.
- Faculty and students complete research and service projects in communities. They are dedicated to long-term, sustainable improvements to the physical health or quality of life of the community members.
- Students learn through integrated coursework – connecting practical classroom learning with real-world internships.
- SLU faculty care about who you are as a person, not only in the classroom, but your goals, interests, and passions. Students are challenged to learn and grow as a "whole" person.

¹Not every degree/non-degree program may be offered each semester or via each delivery type, and SOPHAS participation may vary by program. See the [Academic Program Finder](#) or the institution's website for more information, including deadlines for each program. Be sure to visit the [Application Requirements](#) website for more information about the admissions requirements. Contact the [Admissions Office](#) with any questions.

²Indicates if a Public Health undergraduate degree or program is offered at the institution.

Degrees listed in blue after the program

*Offered only as MPH

San Diego State University School of Public Health

San Diego, CA | publichealth.sdsu.edu |
619.594.4492 | bholmes@sdsu.edu



SOPHAS - Yes¹

UG Program Available – Yes²

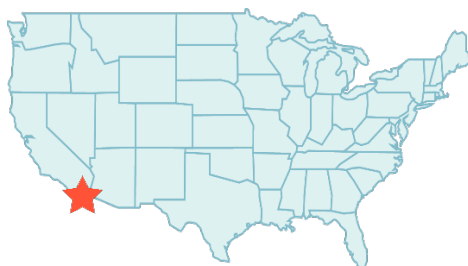
Graduate Student Body



Number of Students:

= 1-250
 = 501-750
 = 251-500
 = 751+

Location



United States

Program Delivery¹

On-Campus; Online

Deadlines¹

Doctoral: **11/15/2019**, Masters:
2/15/2020, Online: **4/1/2020**

Enrolling Semesters¹



Fall

Programs and Degrees¹

Biometry
 MPH
 Concurrent MPH/MSW
 MPH/MSW
 Environmental Health
 MPH; MPH/MA
 Environmental Health Science
 MS
 Epidemiology
 MPH; PhD; MPH/MA
 Global Health
 PhD
 Health Behavior
 PhD
 Health Management & Policy
 MPH
 Health Promotion & Behavioral Science
 MPH; MPH/MA

Degrees listed in **blue** after the program

Unique Program Attributes

- As part of a Hispanic-serving institution that ranks No. 14 in the nation for the number of Masters degrees granted to Hispanics, 20% of the SPH students are Hispanic.
- Geographically positioned close to the US-Mexico border, the SPH is a leader in Latino and Border Health research including research at our satellite campus near the AZ/CA/Mexico border, and close partnerships with Mexican universities.
- Our research reaches well beyond our own border, addressing global public health and health disparities in Africa, Asia, Europe & the Middle East.
- Within a year, 99% of our grads are employed in public health or are pursuing further education.
- Our School, within an urban region, takes pride in bridging academic research and public health practice by fostering strong partnerships between academics, our County Health and Human Services Agency, the naval health research center, and community organizations to build capacity and improve outcomes.

¹Not every degree/non-degree program may be offered each semester or via each delivery type, and SOPHAS participation may vary by program. See the [Academic Program Finder](#) or the institution's website for more information, including deadlines for each program. Be sure to visit the [Application Requirements](#) website for more information about the admissions requirements. Contact the [Admissions Office](#) with any questions.

²Indicates if a Public Health undergraduate degree or program is offered at the institution.

St. George's University

Department of Public Health and Preventive Medicine



Grenada | degrees.sgu.edu/us/mph/ |
800.899.6337 ext. 1280 | SGUenrolment@sgu.edu

SOPHAS - Yes¹

UG Program Available – No²

Graduate Student Body



Number of Students:

= 1-250
 = 501-750
 = 251-500
 = 751+

Location



Mexico, Central America & Caribbean

Programs and Degrees¹

Dual Degrees
 [MPH/MD; MPH/DVM](#)
 Environmental & Occupational Health
 [MPH](#)
 Epidemiology
 [MPH](#)
 Global Health (online)
 [MPH](#)
 Health Policy & Administration
 [MPH](#)

Program Delivery¹

On-campus; Online

Deadlines¹

May Enrollment: **4/15/2020;**
 August Enrollment: **7/15/2020**

Enrolling Semesters¹



Fall



Summer

Degrees listed in [blue](#) after the program

Unique Program Attributes

- SGU's Department of Public Health and Preventative Medicine, and its Council on Education for Public Health (CEPH) accredited Master of Public Health (MPH) program, has been committed to improving the health and well-being of populations, communities, and individuals throughout the world.
- The MPH is a truly international program with students and faculty from over 140 countries at the University and has field-based practicums around the world!

¹Not every degree/non-degree program may be offered each semester or via each delivery type, and SOPHAS participation may vary by program. See the [Academic Program Finder](#) or the institution's website for more information, including deadlines for each program. Be sure to visit the [Application Requirements](#) website for more information about the admissions requirements. Contact the [Admissions Office](#) with any questions.

²Indicates if a Public Health undergraduate degree or program is offered at the institution.

Stony Brook University Program in Public Health

Stony Brook, NY | publichealth.stonybrookmedicine.edu |
631.444.9396 | publichealth@stonybrookmedicine.edu



SOPHAS - Yes¹

UG Program Available – Yes²

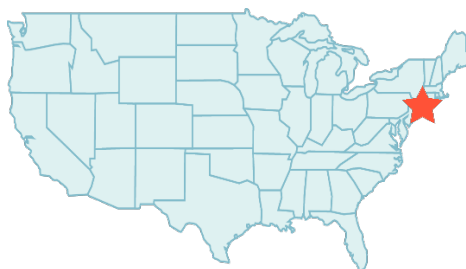
Graduate Student Body



Number of Students:

= 1-250
 = 501-750
 = 251-500
 = 751+

Location



United States

Program Delivery¹

On-Campus

Deadlines¹

All Applicants: **6/1/2020**

Enrolling Semesters¹



Fall

Programs and Degrees¹

Clinical Outcomes Research

PhD

Community Health

MPH; MPH/DDS; MPH/MD; MPH/MAPP;
MPH/MBA; MPH/MS – Nutrition; MPH/MSW

Health Administration

MHA

Health Analytics

MPH; MPH/DDS; MPH/MD; MPH/MAPP;
MPH/MBA; MPH/MS – Nutrition; MPH/MSW

Health Communications

Certificate

Health Education & Promotion

Certificate

Health Policy & Management

MPH; MPH/DDS; MPH/MD; MPH/MAPP;
MPH/MBA; MPH/MS – Nutrition; MPH/MSW

Population Health

PhD

Degrees listed in **blue** after the program

Unique Program Attributes

- Stony Brook University is one of America's most dynamic public universities, a center of academic excellence and an internationally recognized research institution that is changing the world.
- Stony Brook's Program in Public Health is an evening program, giving students the flexibility to work, do research, or be a part of other academic programs during the day.
- With our small class size (average 35 students), students are engaged in the classroom and have ample opportunity to connect with faculty beyond the classroom.
- We have a competency-based program and a multi-disciplinary faculty (representing the clinical, social, behavioral sciences, and the humanities).
- MPH Concentrations available: Community Health, Health Analytics, and Health Policy & Management.

¹Not every degree/non-degree program may be offered each semester or via each delivery type, and SOPHAS participation may vary by program. See the [Academic Program Finder](#) or the institution's website for more information, including deadlines for each program. Be sure to visit the [Application Requirements](#) website for more information about the admissions requirements. Contact the [Admissions Office](#) with any questions.

²Indicates if a Public Health undergraduate degree or program is offered at the institution.



JOIN US IN CHAMPIONING URBAN & IMMIGRANT HEALTH



Brooklyn, NY | downstate.edu/publichealth |
718.270.1065 | PublicHealth@downstate.edu



SOPHAS - No¹

UG Program Available – No²

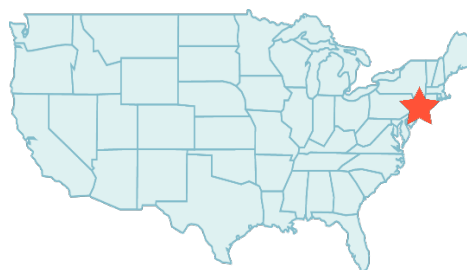
Graduate Student Body



Number of Students:

= 1-250
 = 501-750
 = 251-500
 = 751+

Location



United States

Programs and Degrees¹

Biostatistics
 MPH; MPH/MD
 Community Health Sciences
 MPH; DrPH; MPH/MD
 Environmental & Occupational Health
 Sciences
 MPH; DrPH; MPH/MD
 Epidemiology
 MPH; DrPH; MPH/MD
 Health Policy & Management
 MPH; MPH/MD
 Public Health
 Certificate

Degrees listed in blue after the program

Program Delivery¹

See Website

Deadlines¹

Summer: **2/15/2020**,
 Fall: **5/13/2020**, Spring: **11/30/2020**

Enrolling Semesters¹



Fall



Spring



Summer

Unique Program Attributes

- Located in the heart of Brooklyn, Downstate Medical Center has a rich legacy of excellence in education, research, and community service. Our School of Public Health, with roots beginning in 2001, now stands at the forefront of public health education, with a focus on urban and immigrant populations. Our exciting vision is one full of hope, possibility, challenges, and eventually, greater health equity for all.
- Our ultimate goal is to promote health and prevent disease in the population as a whole. Thus, our approach moves past preventive services provided to individual patients in clinical settings. Our faculty and students adopt a population-based perspective on pressing health issues, through health education campaigns, screening and prevention programs, epidemiologic analysis of health problems, and consideration of implications of health policies.
- We are committed to advancing the health of Brooklyn, and to the larger world that contributes to its amazing diversity. We know from careful statistical analyses that many common diseases disproportionately affect the residents of Brooklyn. In response, our academic curriculum places a unique emphasis on the health needs of our urban and immigrant populations. Our Center for Global Health was created to foster a range of educational, research, and service initiatives overseas and to enhance local and global partnerships through student field practicums abroad.
- We offer Master of Public Health (MPH) degrees in five disciplines, as well as Doctor of Public Health degrees in three disciplines. Our 15-credit Advanced Certificate in Public Health has served as a springboard to wider public health education for many.

¹Not every degree/non-degree program may be offered each semester or via each delivery type, and SOPHAS participation may vary by program. See the [Academic Program Finder](#) or the institution's website for more information, including deadlines for each program. Be sure to visit the [Application Requirements](#) website for more information about the admissions requirements. Contact the [Admissions Office](#) with any questions.

²Indicates if a Public Health undergraduate degree or program is offered at the institution.

TEMPLE UNIVERSITY

COLLEGE OF PUBLIC HEALTH

Philadelphia, PA | cph.temple.edu |

215.204.5200 | cph@temple.edu



SOPHAS - Yes¹

UG Program Available – Yes²

Graduate Student Body



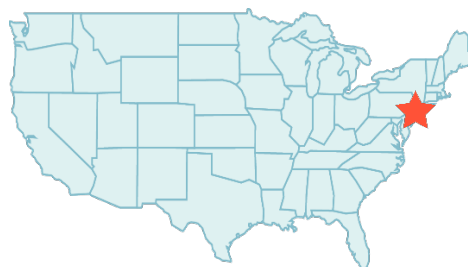
Number of Students:

= 1-250
 = 501-750
 = 251-500
 = 751+

Program Delivery¹

On-Campus; Online

Location



United States

Programs and Degrees¹

Applied Biostatistics
 MPH
 Clinical Research & Translational Medicine
 MS
 Environmental Health
 MPH
 Epidemiology
 MPH; MS; PhD; MPH/JD; MPH/MPP
 Global Health
 Certificate
 Health Policy
 PhD
 Health Policy & Management
 MPH; MPH/DMD; MPH/MD; MPH/DPM;
 MPH/JD; MPH/MSW; MPH/MHA; MPP/MPH;
 Social & Behavioral Sciences
 MPH; PhD; MPH/DMD; MPH/MD; MPH/DPM;
 MPH/JD; MPH/MSW; MPP/MPH

Deadlines¹

Spring: **11/1/2019**, Doctoral: **1/5/2020**
 Fall: **3/1/2020**

Enrolling Semesters¹



Fall



Spring

Unique Program Attributes

- A highly interdisciplinary College of Public Health that provides students with a wealth of opportunity to pursue their public health passion including dual degrees with dentistry, law, medicine, podiatry, public policy, health administration, and social work.
- A variety of research and practice opportunities for students to pursue important current and emerging public health issues such as obesity, HIV, tobacco cessation, clean water access, and translational research.
- In order to address the needs of vulnerable and underserved populations in Philadelphia and surrounding counties, we provide our Public Health students with real-world fieldwork experience in partnership with over 176 community organizations.
- Award winning faculty who help students connect their academic pursuits with professional development.

Temple's comprehensive College of Public Health offers degrees ranging from epidemiology and biostatistics to social work, nursing, and rehabilitation therapies. To learn more, visit our [academics webpage](#).

¹Not every degree/non-degree program may be offered each semester or via each delivery type, and SOPHAS participation may vary by program. See the [Academic Program Finder](#) or the institution's website for more information, including deadlines for each program. Be sure to visit the [Application Requirements](#) website for more information about the admissions requirements. Contact the [Admissions Office](#) with any questions.

²Indicates if a Public Health undergraduate degree or program is offered at the institution.

Degrees listed in blue after the program

Texas A&M School of Public Health

College Station, McAllen & Houston, TX | sph.tamhsc.edu |
979.436.9356 | SPH-OSA@tamhsc.edu



SOPHAS - Yes¹

UG Program Available – Yes²

Graduate Student Body



Number of Students:

= 1-250
 = 501-750
 = 251-500
 = 751+

Location



United States

Program Delivery¹

On-Campus; Online

Deadlines¹

Varies

Enrolling Semesters¹



Fall Spring

Programs and Degrees¹

Biostatistics
 MPH
 Environmental Health
 MPH; DrPH
 Epidemiology
 MPH; DrPH
 Health Administration
 MHA; Executive MHA
 Health Policy & Management
 MPH
 Health Promotion & Community Health
 MPH; DrPH
 Health Services Research
 PhD
 Occupational Safety & Health
 MPH

 Certificates are also offered in: Health
 Coaching; Global Health; Maternal & Child
 Health

Dual Degree/Joint programs: **MPH/MIA;**
MPH/MD

Degrees listed in **blue** after the program

Unique Program Attributes

- Integrated Curriculum: Experience an integrated core curriculum that delivers transformational learning and prepares students for the workforce with both the mindset and hands on skills required to clear obstacles and seize opportunities.
- Best Value: Listed as 2nd in the Nation in the "Best Value Schools" category among public universities (U.S. News & World Report, 2017).
- Aggieland: Located within one to three hours of four of the largest cities in the US, providing countless practicum and future employment opportunities. Our community is listed as one of the friendliest in the nation.
- Innovative Research: The school has nationally recognized researchers in areas such as the use of standing desks, texting and driving, health economics, healthy aging, and community health.
- Personalized Career Services: Become part of the Aggie Network, one of the largest and most active alumni networks in the world comprised of 506,602 former students.

¹Not every degree/non-degree program may be offered each semester or via each delivery type, and SOPHAS participation may vary by program. See the [Academic Program Finder](#) or the institution's website for more information, including deadlines for each program. Be sure to visit the [Application Requirements](#) website for more information about the admissions requirements. Contact the [Admissions Office](#) with any questions.

²Indicates if a Public Health undergraduate degree or program is offered at the institution.

Texas Tech University Health Sciences Center Department of Public Health

Lubbock, TX | ttuhsc.edu/biomedical-sciences/public-health |

806.743.2556 | graduate.school@ttuhsc.edu



SOPHAS - Yes¹

UG Program Available – No²

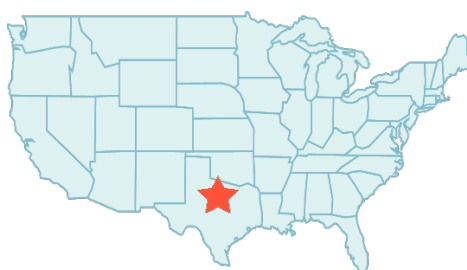
Graduate Student Body

Data Not Available

Number of Students:

= 1-250
 = 501-750
 = 251-500
 = 751+

Location



United States

Programs and Degrees¹

Public Health
 MPH
 Joint Degrees
 MD/MPH; MPA/MPH

Degrees listed in blue after the program

Program Delivery¹

On-Campus, Online, Evening Classes

Deadlines¹

Fall: **June 1st**, Spring: **October 15th**,
 Summer: **March 1st**

Enrolling Semesters¹



Fall



Spring



Summer

Unique Program Attributes

- Training emphasizes knowledge and skills of careers that bridge medicine and public health
- Five core disciplines include biostatistics, environmental health, epidemiology, health policy management, and social/behavioral sciences
- Degrees available online or in-person at two campuses (Abilene and Lubbock)
- Two-year, 15-month, or part-time degree plans

¹Not every degree/non-degree program may be offered each semester or via each delivery type, and SOPHAS participation may vary by program. See the [Academic Program Finder](#) or the institution's website for more information, including deadlines for each program. Be sure to visit the [Application Requirements](#) website for more information about the admissions requirements. Contact the [Admissions Office](#) with any questions.

²Indicates if a Public Health undergraduate degree or program is offered at the institution.

Thomas Jefferson University

Jefferson College of Population Health

Philadelphia, PA | jefferson.edu/population-health |

215-503-5305 | mph@jefferson.edu |



SOPHAS - Yes¹

UG Program Available – No²

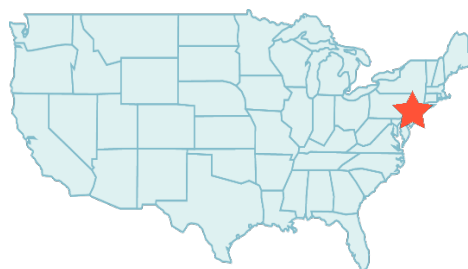
Graduate Student Body



Number of Students:

= 1-250
 = 501-750
 = 251-500
 = 751+

Location



United States

Program Delivery¹

On-Campus; Online; Hybrid

Deadlines¹

Fall: **7/1/2020** Spring: **11/1/2019**

Enrolling Semesters¹



Fall



Spring



Summer

Programs and Degrees¹

Public Health

MPH

- Generalist
- Public Health Analytics
- Public Health Policy & Advocacy
- Healthcare Quality & Safety

Dual Degree

- MD/MPH
- PharmD/MPH
- JD/MPH
- DO/MPH
- PA/MPH
- NP/MSN*

* Under development

Graduate Certificate

Degrees listed in **blue** after the program

Unique Program Attributes

- Jefferson's Public Health program is high-touch and tailored to each student's interests and goals. Our small class size allows students to build strong relationships with one another and with our dedicated faculty.
- We are part of a world class medical center with long standing partnerships with community based organizations across the region which provide students with opportunities to apply classroom learning in context.
- Our program and its faculty are committed to experiential learning. The Public Health faculty bring real world experience to the classroom, and have designed learning experiences that bring the classroom out into the real world.
- We offer engaging concentrations: Generalist, Public Health Analytics, Public Health Policy & Advocacy, and Healthcare Quality & Safety.
- We offer three pathways to degree completion:
 - Accelerated pathway – prepares students to make a difference in the clinical setting and in the community. Designed for students who plan to apply to medical school, dental school, advanced practice nursing, or other healthcare training programs or for students who have studied public health as an undergraduate (**<1 year** to degree completion).
 - Full-time pathway – prepares students to take the lead in transforming the future to promote health across silos (**18 to 24 months** to degree completion).
 - Part-time pathway – designed for students who work full-time and who plan to advance their current role or transition to the public health space (**2 to 5 years** to degree completion).
 - Dual Degree pathway – allow students to apply coursework from other degree programs to the Jefferson MPH program. Currently, the Public Health program offers several dual degrees.

¹Not every degree/non-degree program may be offered each semester or via each delivery type, and SOPHAS participation may vary by program. See the [Academic Program Finder](#) or the institution's website for more information, including deadlines for each program. Be sure to visit the [Application Requirements](#) website for more information about the admissions requirements. Contact the [Admissions Office](#) with any questions.

²Indicates if a Public Health undergraduate degree or program is offered at the institution.



TOURO UNIVERSITY
CALIFORNIA

Vallejo, CA | cehs.tu.edu/publichealth |
707.638.5200 | admit@tu.edu



SOPHAS - Yes¹

UG Program Available – No²

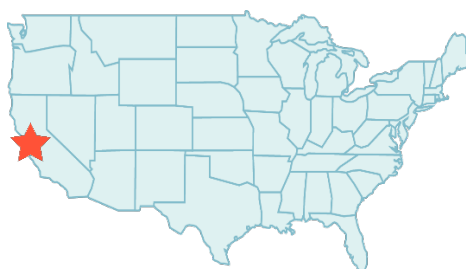
Graduate Student Body



Number of Students:

1-250 501-750
251-500 751+

Location



United States

Programs and Degrees¹

Community Action for Health
MPH
Global Health
MPH
Health Equity and Criminal Justice
MPH

The degrees listed above may be combined with the following degree programs: DO; PharmD; Master of Science in Physician Assistance Studies (MSPAS)

Degrees listed in blue after the program

Program Delivery¹

On-Campus

Deadlines¹

Priority; 3/1/2020, Standard;
6/15/2020

Enrolling Semesters¹



Fall

Unique Program Attributes

- **Location:** Touro University California Master of Public Health (MPH) Program is centrally located in Northern California, halfway between San Francisco and the Napa Valley wine country.
- **Experiential Learning:** Our MPH Program provides unique opportunities for experiential learning with local and global communities.
- **Social Justice:** We have a programmatic emphasis on social justice, meaning that we directly address the historical, political, and social factors that influence health status today.
- **Campus Environment:** We have a small, intimate campus where you can work closely with faculty mentors in and out of the classroom.
- **Diversity:** Over half of our faculty and students belong to racial/ethnic minority groups and 30% of students are the first in their families to graduate from college.
- **Cost:** Our program is among the most affordable among CEPH-accredited programs in the U.S.
- **Requirement:** We do not require the GRE so as to reduce barriers to graduate school entry for great students.

¹Not every degree/non-degree program may be offered each semester or via each delivery type, and SOPHAS participation may vary by program. See the [Academic Program Finder](#) or the institution's website for more information, including deadlines for each program. Be sure to visit the [Application Requirements](#) website for more information about the admissions requirements. Contact the [Admissions Office](#) with any questions.

²Indicates if a Public Health undergraduate degree or program is offered at the institution.

Tufts University School of Medicine Public Health Program

Boston, MA | publichealth.tufts.edu |
617.636.0935 | ph.admissions@tufts.edu



SOPHAS - Yes¹

UG Program Available - No²

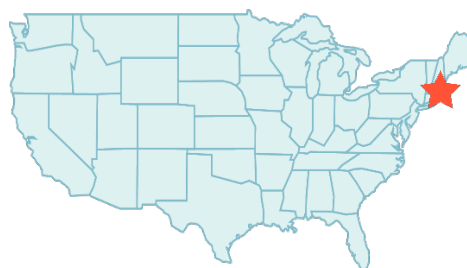
Graduate Student Body



Number of Students:

1 person icon = 1-250 2 people icons = 501-750
3 people icons = 251-500 4 people icons = 751+

Location



United States

Program Delivery¹

On-campus; Online; Hybrid

Deadlines¹

Varies

Enrolling Semesters¹



Fall



Spring



Summer

Programs and Degrees¹

Behavioral Science & Health
Communication*
Biomedical Sciences
MS
Biomedical Sciences & Management
MS/MBA
Biomedical Sciences & Public Health
MS/MPH
Dental Medicine & Public Health
DMD/MPH
Digital Health Communication
Certificate
Epidemiology & Biostatistics*
Health Informatics and Analytics
MS
Health Services Management & Policy*
Law & Public Health
JD/MPH
Medicine & Public Health
MD/MPH
Nutrition
MPH; MS/MPH
Physician Assistant
MS
Physician Assistant & Public Health
MS/MPH
Public Health*
Veterinary Medicine & Public Health
DVM/MPH

Degrees listed in **blue** after the program

*Offered only as MPH

Unique Program Attributes

- Tufts Public Health Programs emphasize practical, skills-based learning. Hands-on field work is woven throughout the curriculum and our unique Applied Learning Experience (ALE) provides students with real-world experience designing and implementing a public health project.
- We offer a stand-alone MPH, seven MPH-combined degrees and multiple concentrations and global health opportunities, which enable students to create a course of study that is tailored to their professional interests and strengths.
- Across our programs students enjoy small, collaborative classes and a low student to faculty ratio that allows for individualized attention and easy access to faculty.
- Our faculty are practicing professionals at the forefront of their respective fields and engaged in a wide range of research activities.
- Tufts Health Sciences Campus is located in the heart of downtown Boston, putting students at the center of one of the world's top cities for medicine and public health.

¹Not every degree/non-degree program may be offered each semester or via each delivery type, and SOPHAS participation may vary by program. See the [Academic Program Finder](#) or the institution's website for more information, including deadlines for each program. Be sure to visit the [Application Requirements](#) website for more information about the admissions requirements. Contact the [Admissions Office](#) with any questions.

²Indicates if a Public Health undergraduate degree or program is offered at the institution.

Find us on the Front Lines



Tulane University
SCHOOL OF PUBLIC HEALTH
AND TROPICAL MEDICINE

New Orleans, LA | sph.tulane.edu |

800.676.5389 | 504-988-5388 sphmadmissions@tulane.edu |



SOPHAS - Yes¹

UG Program Available – Yes²

Graduate Student Body



Number of Students:

= 1-250
 = 501-750
 = 251-500
 = 751+

Location



United States

Program Delivery¹

On-Campus; Online

Deadlines¹

Varies

Enrolling Semesters¹



Fall



Spring



Summer

Programs and Degrees¹

Biostatistics
 MS; MSPH; PhD
 Community Health Sciences
 MPH
 Disaster Management
 MPH
 Epidemiology
 MPH; MS; PhD
 Epidemiology – Clinical Investigation
 MS
 Global Community Health & Behavioral
 Sciences
 DrPH; PhD
 Global Environmental Health Sciences
 MSPH; PhD
 Global Health Management & Policy
 PhD
 Health Administration
 MHA
 Health Education & Communication
 MPH
 Health Policy
 MPH
 Health System Managements
 MPH
 Industrial Hygiene
 MSPH
 International Health & Development
 MPH
 Maternal & Child Health
 MPH
 Nutrition
 MPH
 Occupational & Environmental Health
 MPH
 Occupational Health & Safety Management
 MPH
 Public Health & Tropical Medicine
 MPHTM
 Tropical Medicine
 MS; PhD

Degrees listed in blue after the program

Unique Program Attributes

At the Tulane University School of Public Health and Tropical Medicine, we train the problem solvers. Come to Tulane for a degree that provides career-ready skills in a collaborative environment.

- Tulane is Comprehensive: 6 departments, more than 20 master's programs, and 7 doctoral programs gives students the academic options they're looking for.
- Tulane is Impactful: We have been the top Peace Corps volunteer-producing graduate school for 5 years in a row. Our unique programs connect returned volunteers with students interested in a variety of global experiences.
- Tulane is Accomplished: Our faculty are on the forefront of most major public health issues in the U.S. and abroad. Whether it's Zika, disaster preparedness, health analytics, or the nutritional aspects of climate change, Tulane faculty are conducting research that makes a difference today.
- Tulane is Historic: We were #TheFirst. Established in 1912, Tulane is the oldest American school of public health and the country's only combined school of public health and tropical medicine.
- Tulane is Practical: More than 95% of graduates find work in public health or pursue further education within one year of graduation. Students gain professional skills in our Career Studio with support from experienced counselors.
- Tulane is Vibrant: We're located in New Orleans, home of incredible food, all kinds jazz (and other music), both city-wide and neighborhood festivals, and Mardi Gras.

We believe in optimal health and well-being for everyone, including our faculty, staff, and students!

¹Not every degree/non-degree program may be offered each semester or via each delivery type, and SOPHAS participation may vary by program. See the [Academic Program Finder](#) or the institution's website for more information, including deadlines for each program. Be sure to visit the [Application Requirements](#) website for more information about the admissions requirements. Contact the [Admissions Office](#) with any questions. ²Indicates if a Public Health undergraduate degree or program is offered at the institution.

UCLA Jonathan and Karin Fielding School of Public Health

Los Angeles, CA | ph.ucla.edu |
310.825.5516 | sagoo@ph.ucla.edu



SOPHAS - Yes¹

UG Program Available – No²

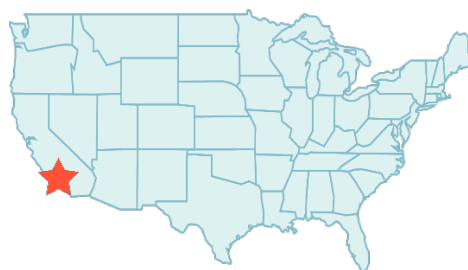
Graduate Student Body



Number of Students:

1 icon = 1-250 2 icons = 501-750
3 icons = 251-500 4 icons = 751+

Location



United States

Program Delivery¹

On-Campus

Programs and Degrees¹

Biostatistics
MPH; MS; PhD; MPH/JD; MPH/MD
Community Health Sciences
MPH; MS; PhD; MPH/JD; MPH/MA;
MPH/MSW; MPH/MURP; MPH/MD
Environmental Health Sciences
MPH; MS; PhD; MPH/JD; MPH/MURP;
MPH/MA; MPH/MD
Epidemiology
MPH; MS; PhD; MPH/JD; MPH/MA; MPH/MD
Health Policy & Management
MPH; MS; PhD; MPH/JD; MPH/MPP;
MPH/MBA; MPH/MD
Molecular Toxicology
PhD

Degrees listed in blue after the program

Deadlines¹

12/1/2019

Enrolling Semesters¹



Fall

Unique Program Attributes

Students at the UCLA Fielding School of Public Health:

- Receive state-of-the-art public health training combined with practical, hands-on experience
- Are engaged in research consultation in some 70 countries throughout the world
- Have access to unparalleled opportunities for research, teaching and service in Southern California where many of the health system changes currently sweeping the country have their origins and, where a melting pot of cultures, industries, and urban issues come together
- Find faculty and students who share in their passion for public health and who are committed to strong scientific principles, the core competencies of public health, and the translational science to apply these skill sets in local, national or international settings

¹Not every degree/non-degree program may be offered each semester or via each delivery type, and SOPHAS participation may vary by program. See the [Academic Program Finder](#) or the institution's website for more information, including deadlines for each program. Be sure to visit the [Application Requirements](#) website for more information about the admissions requirements. Contact the [Admissions Office](#) with any questions.

²Indicates if a Public Health undergraduate degree or program is offered at the institution.

Université de Montréal School of Public Health (École de santé publique de L'Université de Montréal)

Montreal, Canada | espum.umontreal.ca/accueil/ |



SOPHAS - Yes¹

UG Program Available – No²

Graduate Student Body

**Data Not
Available**

Number of Students:

👤 = 1-250 👤👤 = 501-750
👤👤👤 = 251-500 👤👤👤👤 = 751+

Location



Canada

Programs and Degrees¹

Bioethics
MA; Certificate; PhD
Environmental and Occupational Health
MS; Certificate
Epidemiology
MS; Certificate (Online)
Global Health
Certificate
Health Administration/Management
MS; Certificate
Health Technology Assessment
Certificate
Public Health
MPH; Certificate; PhD

Degrees listed in blue after the program

Program Delivery¹

On-Campus; Evening Classes; Online

Deadlines¹

See Website

Enrolling Semesters¹



Fall



Spring

Unique Program Attributes

- See Website

¹Not every degree/non-degree program may be offered each semester or via each delivery type, and SOPHAS participation may vary by program. See the [Academic Program Finder](#) or the institution's website for more information, including deadlines for each program. Be sure to visit the [Application Requirements](#) website for more information about the admissions requirements. Contact the Admissions Office with any questions.

²Indicates if a Public Health undergraduate degree or program is offered at the institution.

University at Albany School of Public Health

Albany, NY | albany.edu/sph |
518.402.0361 | sphadmissions@albany.edu



SOPHAS - Yes¹

UG Program Available – Yes²

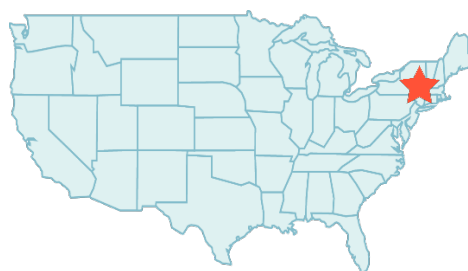
Graduate Student Body



Number of Students:

= 1-250
 = 501-750
 = 251-500
 = 751+

Location



United States

Program Delivery¹

On-Campus; Online

Deadlines¹

Varies

Enrolling Semesters¹



Fall



Spring



Summer

Programs and Degrees¹

Biomedical Sciences:

Cancer; Drug discovery & Therapeutics;
Infection & Immunity; Genes & Genomes
Neuroscience; Structural Biology
MPH; MS; PhD; MPH/MD, MPH/JD

Biostatistics

High dimensional data analysis and model
selection; Bayesian computation;
Longitudinal/multilevel data analysis;
Multivariate incomplete data
MPH; MS; PhD; MPH/MD, MPH/JD

Environmental Health Sciences:

Environmental Epidemiology; Global
Environmental Health & Sustainability;
Occupational Health; Toxicology;
Environmental Chemistry
MPH; MS; DrPH; PhD; MPH/MD, MPH/JD

Epidemiology:

Chronic Disease and Risk Factors;
Communicable Diseases; Environmental
Influences of Health
MPH; MS; DrPH; PhD; MPH/MD, MPH/JD

Global Health

Certificate

Health Disparities

Certificate

Health Policy & Management:

Health care reform and policy; Outcomes
research and quality of care; Evidence-based
health care management and analytics;
Long-term care

MPH; DrPH; MPH/MD; MPH/MSW, MPH/JD

Public Health Fundamentals & Principles

Certificate

Public Health Practice

MPH, MPH/JD

Public Health Surveillance & Preparedness

Certificate

Social Behavior & Community Health:

Health Disparities; Maternal and Child Health;
Aging populations; Community- based public
health

MPH; DrPH; MPH/MD, MPH/JD

Degrees listed in blue after the program

Unique Program Attributes

- UAlbany is the only School of Public Health in partnership with a state health department. This unique relationship provides students with opportunities to help address public health problems as they occur, using some of the largest information databases in the world, working directly with experts in the field and accessing the most technologically advanced laboratory complexes in the country.
- Our internship program is the most extensive program for practice-based public health education, with students completing 720 hours of internship in diverse areas of public health.
- More than 90% of our graduates are working in public health jobs or continuing education within six months of graduation.
- Students engage with partners around the world through collaborative research initiatives, international internships and service learning programs.
- A top-notch education at an extremely affordable price. The cost of attendance is less than half the average of other Schools of Public Health.

¹Not every degree/non-degree program may be offered each semester or via each delivery type, and SOPHAS participation may vary by program. See the [Academic Program Finder](#) or the institution's website for more information, including deadlines for each program. Be sure to visit the [Application Requirements](#) website for more information about the admissions requirements. Contact the [Admissions Office](#) with any questions.

²Indicates if a Public Health undergraduate degree or program is offered at the institution.

University at Buffalo School of Public Health and Health Professions

Buffalo, NY | sphhp.buffalo.edu |
716.829.5000 | sphhp-oasa@buffalo.edu



SOPHAS - Yes¹

UG Program Available - Yes²

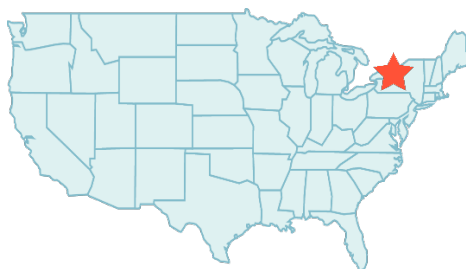
Graduate Student Body



Number of Students:

= 1-250 = 501-750
 = 251-500 = 751+

Location



United States

Program Delivery¹

On-Campus; Online

Deadlines¹

Varies

Enrolling Semesters¹



Fall



Spring

Programs and Degrees¹

Applied Biostatistics
 Certificate
 Assistive & Rehabilitation Technology
 Certificate
 Athletic Training
 BS/MS; MS
 Bioinformatics & Biostatistics
 MS
 Biostatistical Informatics
 Certificate
 Biostatistics
 MPH; MA; PhD; MPH/MD; BS/MPH
 Community Health & Health Behavior
 MPH; MS; PhD; MPH/MD; MPH/PharmD;
 MPH/MSW; MPH/DPT; MPH/MUP; BS/MS;
 BS/MPH
 Environmental Health
 MPH; MPH/MD; MPH/MUP; BS/MPH
 Epidemiology
 MPH; MS; PhD; MPH/MD; MPH/PharmD;
 BS- Exercise Science/MPH; BS/MS; BS/MPH
 Exercise Science
 BS- Exercise Science/MPH; MS; PhD
 Exercise Science & Nutrition
 BS/MS; PhD
 Health Services Administration
 MPH; MPH/MD; MPH/PharmD; MPH/MSW;
 MPH/JD; MPH/MBA; MPH/MUP; BS/MPH
 Nutrition
 MS; Dietetics Internship/ MS; PhD
 Occupational Therapy
 BS/MS
 Physical Therapy
 DPT; DPT/MPH; BS/DPT
 Public Health
 MPH- Individualized; Certificate
 Rehabilitation Science
 PhD

Degrees listed in blue after the program

Unique Program Attributes

- UB is a premier research-intensive public university and a member of the Association of American Universities (AAU). We are the largest, most comprehensive institution in the 64-campus State University of New York (SUNY) system.
- UB's School of Public Health and Health Professions is one of only a handful of schools across the country that includes health-related professions as an integral component of public health.
- Our students work on public health and health professions initiatives across the globe.
- Our programs offer students hands-on mentorship, practice- and research-based activities, interprofessional education opportunities, and career and job placement resources.

¹Not every degree/non-degree program may be offered each semester or via each delivery type, and SOPHAS participation may vary by program. See the [Academic Program Finder](#) or the institution's website for more information, including deadlines for each program. Be sure to visit the [Application Requirements](#) website for more information about the admissions requirements. Contact the [Admissions Office](#) with any questions.

²Indicates if a Public Health undergraduate degree or program is offered at the institution.



Birmingham, AL | soph.uab.edu |

205.934.4993 | soph@uab.edu

SOPHAS - Yes¹

UG Program Available – Yes²

Graduate Student Body



Number of Students:

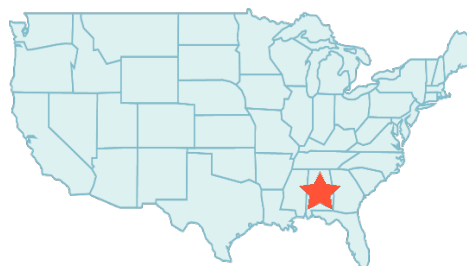
1-250

501-750

251-500

751+

Location



United States

Program Delivery¹

On-Campus; Online; Hybrid

Deadlines¹

Spring: **11/1/2019**, Summer: **Varies**,
Fall: **Varies**

Enrolling Semesters¹



Fall



Spring



Summer

Programs and Degrees¹

Biostatistics

MS; MSPH; DrPH; PhD

Environmental Health Sciences

MPH; MSPH; PhD

Epidemiology

MPH; MSPH; PhD

General

MPH - Population Health; MSPH/MD;
MPH/MD; MPH/OD; MPH/MSHA; MPH/DMD;
MPH/MSW; MPH/MBA; MPH/MSPAS;
MPH/PhD; MPH/Biomedical Sciences;
MPH/MBA; MPH/MS Nutrition Sciences -
Clinical Track; In conjunction with Auburn
University: MPH/PharmD; MPH/DVM

Global Health

Certificate

Health Behavior

MPH; MPH/MSN; PhD

Health Care Organization & Policy

MPH; MSPH; DrPH; MPH/MSN;

MPH/MPA; MPH/JD

Health Education & Health Promotion

PhD

Public Health

Certificate

Degrees listed in blue after the program

Unique Program Attributes

- The UAB SOPH's online MPH programs have been ranked 2nd best in the nation by topmastersinhealthcare.com out of about 70 online program offerings.
 - Total research expenditures exceeded \$527 million in FY2018.
 - Only Alabama university recognized by the Carnegie Foundation for both "highest research activity" and "community engagement."
 - We are the only accredited school of public health in Alabama.
 - UAB is consistently ranked among the most diverse universities nationally in The Princeton Review.
- Birmingham has more green space per capita than any city of its size in the country.
- UAB's campus covers 100 city blocks and is just steps away from top Birmingham attractions.

¹Not every degree/non-degree program may be offered each semester or via each delivery type, and SOPHAS participation may vary by program. See the [Academic Program Finder](#) or the institution's website for more information, including deadlines for each program. Be sure to visit the [Application Requirements](#) website for more information about the admissions requirements. Contact the [Admissions Office](#) with any questions.

²Indicates if a Public Health undergraduate degree or program is offered at the institution.

University of Arizona Mel and Enid Zuckerman College of Public Health

Tucson & Phoenix, AZ | publichealth.arizona.edu |
520.626.3201 | coph-admit@email.arizona.edu



SOPHAS - Yes¹

UG Program Available – Yes²

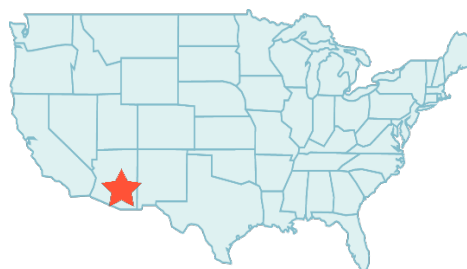
Graduate Student Body



Number of Students:

👤 = 1-250 👤👤 = 501-750
👤👤👤 = 251-500 👤👤👤👤 = 751+

Location



United States

Program Delivery¹

On-Campus; Online; Hybrid

Programs and Degrees¹

Applied Epidemiology*
Biostatistics^
 MPH; MS; PhD
Clinical & Translational Research
 Certificate
Environmental & Occupational Health*^
Environmental & Occupational Health –
 Industrial Hygiene*^
Environmental Health Sciences
 MS; PhD
Epidemiology^
 MPH; MS; PhD
Family & Child Health – Global Health*^
Family & Child Health – Maternal & Child
 Health*^
Global Health & Development
 Certificate
Health Administration
 Certificate
Health Behavior Health Promotion^
 MPH; PhD
Health Promotion*
Health Services Administration*^
Maternal & Child Health
 DrPH
MD/MPH Dual Degree
One Health*
Public Health
 Certificate
Public Health Practice*^
Public Health Policy & Management*^

Deadlines¹

Varies

Enrolling Semesters¹



Fall



Spring



Summer

Unique Program Attributes

- World class research by faculty who focus on communities living in the Southwest, the US/Mexico border, and globally, with expertise in health disparities and community-based participatory research
- Outstanding service learning opportunities offer students the chance to gain hands on experience with important public health issues
- Our College consistently ranks among the top 5 of the accredited schools of public health for American Indian and Latinx students, and we are home to a large cohort of Returned Peace Corps Volunteers
- Over 3,500 alumni live, work, and make a difference on 6 continents, 35 countries, and 48 states in the United States
- Tucson and Phoenix have 350 days of sun each year and offer outstanding opportunities for outdoor activities

¹**Not every degree/non-degree program may be offered each semester or via each delivery type, and SOPHAS participation may vary by program.** See the [Academic Program Finder](#) or the institution's website for more information, including deadlines for each program. Be sure to visit the [Application Requirements](#) website for more information about the admissions requirements. Contact the [Admissions Office](#) with any questions.

²**Indicates if a Public Health undergraduate degree or program is offered at the institution.**










Degrees listed in **blue** after the program

*Offered only as MPH

^In addition to the degrees listed, program may also be completed as part of some or all of the following dual degree programs:

MPH/PharmD; MPH/JD; MPH/MA (Latin American Studies); MPH/MBA; MPH/MS (Mexican American Studies); MPH/ND



Little Rock, AR publichealth.uams.edu 501.526.6747 COPHOffice@uams.edu		SOPHAS - Yes ¹
Graduate Student Body  Number of Students:  = 1-250  = 501-750  = 251-500  = 751+	Location  United States	Programs and Degrees¹ Biostatistics MPH Combined Degrees MPH/MA; MPH/JD; MPH/MD; MPH/PharmD; MPH/MPS Environmental & Occupational Health MPH; Certificate Epidemiology MPH; PhD Health Administration MHA Health Behavior/Health Education MPH Health Policy & Management MPH Health Promotion & Prevention Research PhD Health Systems Research PhD Public Health Core Certificate Public Health Leadership DrPH Rural and Global Health Practice MPH Degrees listed in blue after the program
Program Delivery¹ On-Campus		
Deadlines¹ Varies	Enrolling Semesters¹  Fall  Spring  Summer	
Unique Program Attributes <ul style="list-style-type: none"> See website 		
¹ Not every degree/non-degree program may be offered each semester or via each delivery type, and SOPHAS participation may vary by program. See the Academic Program Finder or the institution's website for more information, including deadlines for each program. Be sure to visit the Application Requirements website for more information about the admissions requirements. Contact the Admissions Office with any questions.		



Berkeley, CA sph.berkeley.edu 510.664.9084 sphadmit@berkeley.edu <div> </div>		SOPHAS - Yes¹ UG Program Available – Yes²
Graduate Student Body Number of Students: = 1-250 = 501-750 = 251-500 = 751+	Location United States	Programs and Degrees¹ Biostatistics MPH; MA; PhD; MA/PhD Public Health DrPH Environmental Health Sciences MPH; MS; PhD; MPH/MCP; MPH/MJ; MS/PhD Environmental Health Sciences - Global Health & Environment) MS Epidemiology MPH; MS; PhD; 11-Month MPH Epidemiology/Biostatistics MPH; MPH/MCP; MPH/MJ Global Health & Environment MPH Health & Social Behavior MPH; MPH/MCP; MPH/MJ Health Policy PhD Health Policy & Management MPH; MPH/MPP; MPH/MCP; MPH/MBA; 11-Month MPH Infectious Diseases MPH; PhD; MPH/MJ Interdisciplinary 11-Month MPH Joint Medical Program MS/MD Maternal & Child Health MPH; 11- Month MPH Public Health Nutrition MPH; 11-Month MPH Degrees listed in blue after the program
Program Delivery¹ On-Campus; Online		
Deadlines¹ On-Campus: 12/2/2019 , Spring (Online): 10/1/2019 , Summer (Online): 2/1/2020 , Fall (Online): 2/1/2020 (Priority), 5/1/2020 (Rolling)	Enrolling Semesters¹ Fall	
Unique Program Attributes <ul style="list-style-type: none"> • We are known for our commitment to social justice and health equity. We strive to eliminate inequities that impact the health and dignity of all people, especially those most vulnerable. • Our location in California, adjacent to Silicon Valley and national centers of innovation, puts us at the epicenter of advances in biotech, integrated health delivery, and big data. • We live a shared commitment to diversity among our community. Our Diversity, Respect, Equity, Action & Multiculturalism (DREAM) Office provides student support, particularly to those from underrepresented backgrounds, who make up 25% of our student body. • As one of the smallest top-ten public health schools in the nation, we are able to provide a high touch experience for students, including access to our world-renowned faculty, dedicated career counseling, a specialized internship placement program, and leadership development locally, nationally, and globally. 		
¹ Not every degree/non-degree program may be offered each semester or via each delivery type, and SOPHAS participation may vary by program. See the Academic Program Finder or the institution's website for more information, including deadlines for each program. Be sure to visit the Application Requirements website for more information about the admissions requirements. Contact the Admissions Office with any questions.		
² Indicates if a Public Health undergraduate degree or program is offered at the institution.		

University of California, Davis MPH Program

Davis, CA | ucdmc.ucdavis.edu/phs |
530.754.9048 | PHSInstAffairs@ucdavis.edu



SOPHAS - No¹

UG Program Available - Yes²

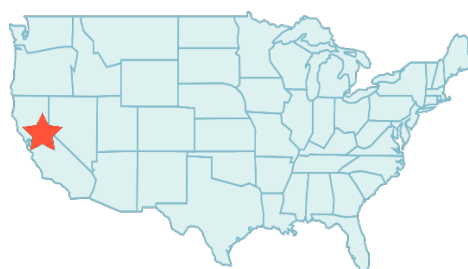
Graduate Student Body



Number of Students:

= 1-250
 = 501-750
 = 251-500
 = 751+

Location



United States

Programs and Degrees¹

Epidemiology
 MPH
 Public Health
 MPH; PhD

Degrees listed in blue after the program

Program Delivery¹

On-Campus

Deadlines¹

Priority: **12/1/2019**,
 General: **1/15/2020**,
 Space Available: **6/01/2020**

Enrolling Semesters¹



Fall



Summer

Unique Program Attributes

- The MPH degree is a 56-unit program that can be completed in 12-14 months.
- The MPH program is on the quarter system, students commence their enrollment During the Summer Session II, which begins the first week in August.
- MPH Practicum places are available at programs in innovative state agencies, including the California Tobacco Control Program, The Office of Aids, Medi-Cal, Cal PERS and the California legislature.
- The PHD program is on the quarter system and students commence their enrollment during Fall quarter.

¹Not every degree/non-degree program may be offered each semester or via each delivery type, and SOPHAS participation may vary by program. See the [Academic Program Finder](#) or the institution's website for more information, including deadlines for each program. Be sure to visit the [Application Requirements](#) website for more information about the admissions requirements. Contact the [Admissions Office](#) with any questions.

²Indicates if a Public Health undergraduate degree or program is offered at the institution.



Irvine, CA | publichealth.uci.edu |

949.824.7095 | phgo@uci.edu



SOPHAS - Yes¹

UG Program Available – Yes²

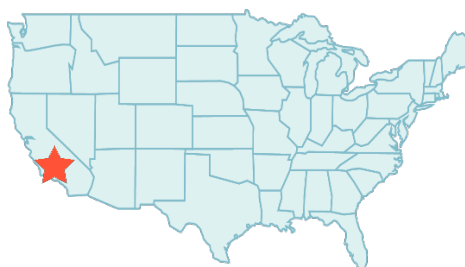
Graduate Student Body



Number of Students:

= 1-250
 = 501-750
 = 251-500
 = 751+

Location



United States

Programs and Degrees¹

Biostatistics
 MPH
 Disease Prevention
 PhD
 Environmental Health
 MPH
 Environmental Health Sciences
 MS; PhD
 Epidemiology
 MPH; MS; PhD
 Global Health
 PhD
 Public Health
 MPH; PhD
 Sociocultural Diversity & Health
 MPH

Degrees listed in blue after the program

Program Delivery¹

On-Campus

Deadlines¹

PhD: **12/1/2019**, MS/PhD
 (Epidemiology, Environmental Health):
 12/8/2019
 MPH: **12/15/2019**

Enrolling Semesters¹



Fall

Unique Program Attributes

- Our MPH Program ranked #8 in the 2019 Best MPH Programs for International Students report
- Our MPH and PhD in Public Health Programs ranked #23 in 2020 US News Best Graduate Education Schools report
- Full-Time Doctoral Research Program with full-funding – tuition, stipend, and health insurance
- Conduct research with award-winning faculty
- Applications through SOPHAS and UC Irvine

¹Not every degree/non-degree program may be offered each semester or via each delivery type, and SOPHAS participation may vary by program. See the [Academic Program Finder](#) or the institution's website for more information, including deadlines for each program. Be sure to visit the [Application Requirements](#) website for more information about the admissions requirements. Contact the [Admissions Office](#) with any questions.

²Indicates if a Public Health undergraduate degree or program is offered at the institution.



Cincinnati, OH | med.uc.edu/eh/divisions/publichealth |
513.558.5704 | ehgrad@ucmail.uc.edu

SOPHAS - Yes¹

UG Program Available - No²

Graduate Student Body



Number of Students:

1 person icon = 1-250 2 person icons = 501-750
3 person icons = 251-500 4 person icons = 751+

Location



United States

Programs and Degrees¹

Biostatistics
MPH
Environmental Public Health
MPH
Epidemiology
MPH
Global Health
MPH
Health Promotion & Education
MPH
Health Services Management
MPH
Occupational Public Health
MPH

Degrees listed in blue after the program

Program Delivery¹

On-Campus

Deadlines¹

Varies

Enrolling Semesters¹



Fall



Spring



Summer

Unique Program Attributes

- The University of Cincinnati (UC) Master of Public Health (MPH) Program is accredited by the Council on Education for Public Health (CEPH).
- UC Boasts one of the largest Programs of Public Health in the states of Ohio, Kentucky, and Indiana by offering as many as seven concentrations to students.
- All the courses are offered by faculty who either are nationally and internationally recognized in research, or have years of experience in the practice of public health.
- The Program has developed a broad network through its partners in Cincinnati Children's Hospital Medical Center (CCHMC) and other UC-affiliated hospitals, local health departments, nonprofit and for-profit organizations, and federal agencies including the Environmental Protection Agency (EPA) and the National Institute for Occupational Safety and Health (NIOSH).

¹Not every degree/non-degree program may be offered each semester or via each delivery type, and SOPHAS participation may vary by program. See the [Academic Program Finder](#) or the institution's website for more information, including deadlines for each program. Be sure to visit the [Application Requirements](#) website for more information about the admissions requirements. Contact the [Admissions Office](#) with any questions.

²Indicates if a Public Health undergraduate degree or program is offered at the institution.



Gainesville, FL | publichealth.phhp.ufl.edu |
866.62.UFMPH | ph@phhp.ufl.edu



SOPHAS - Yes¹

UG Program Available - Yes²

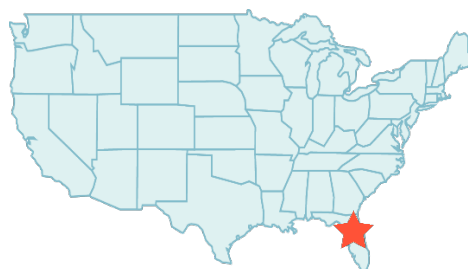
Graduate Student Body



Number of Students:

1 icon = 1-250 2 icons = 501-750
3 icons = 251-500 4 icons = 751+

Location



United States

Programs and Degrees¹

Biostatistics
MS; PhD
Environmental & Global Health
MHS
Epidemiology
MS; PhD
Health Administration
MHA
Public Health - Biostatistics
MPH
Public Health - Environmental Health
MPH; PhD
Public Health - Epidemiology
MPH
Public Health - Health Services Research
PhD
Public Health - One Health
PhD
Public Health - Public Health Management & Policy
MPH
Public Health - Public Health Practice
MPH
Public Health - Social & Behavioral Sciences
MPH; PhD

Degrees listed in blue after the program

Program Delivery¹

On-Campus; Online

Deadlines¹

Varies

Enrolling Semesters¹



Fall



Spring



Summer

Unique Program Attributes

- The UF Health Science Center is the country's only academic health center with six health-related colleges located on a single, contiguous campus.
- The College of Public Health & Health Professions partners with nine research institutes and centers to assist in educating our students in the science and practice of public health: the McKnight Brain Institute, the Emerging Pathogens Institute, the Genetics Institute, the Institute on Aging, the Institute for Child Health Policy, and the UF Health Cancer Center.
- UF has had a longstanding presence in Haiti, as well as other developing countries throughout the world.

¹Not every degree/non-degree program may be offered each semester or via each delivery type, and SOPHAS participation may vary by program. See the [Academic Program Finder](#) or the institution's website for more information, including deadlines for each program. Be sure to visit the [Application Requirements](#) website for more information about the admissions requirements. Contact the [Admissions Office](#) with any questions.

²Indicates if a Public Health undergraduate degree or program is offered at the institution.



UNIVERSITY OF GEORGIA

College of Public Health

Athens, GA | publichealth.uga.edu |
706.583.0885 | mph@uga.edu

SOPHAS - Yes¹

UG Program Available – Yes²

Graduate Student Body



Number of Students:

= 1-250
 = 501-750
 = 251-500
 = 751+

Location



United States

Program Delivery¹

On-Campus

Deadlines¹

Priority: **1/5/2020**, Doctoral: **Varies**
Secondary: **4/1/2020**

Enrolling Semesters¹



Fall

Programs and Degrees¹

Biostatistics
 MPH; MS; PhD; MPH/DVM
 Disaster Management
 MPH; MPH/MD; MPH/DVM; MPH/PharmD;
 Certificate
 Environmental Health Science
 MPH; MS; PhD; MPH/DVM; MPH/PharmD
 Epidemiology
 MPH; PhD; MPH/DVM; MPH/PharmD;
 MPH/MD
 Gerontology
 MPH; MPH/DVM; MPH/PharmD; MPH/MSW;
 Certificate
 Global Health
 Certificate
 Health Policy/Management
 MPH; MPH/DVM; MPH/PharmD; MPH/MD;
 MPH/MBA; JD/MPH; DrPH; MHA
 Health Promotion & Behavior
 MPH; PhD; MPH/DVM; MPH/MSW

Degrees listed in **blue** after the program

Unique Program Attributes

- UGA is ranked 16th in U.S Public Institutions according to the *US News & World Report* Best College Rankings for 2017
- Low faculty-to-student ratio with small class sizes
- 94% completion rate
- One of the most affordable colleges in Southeast
- UGA offers a Bachelor/MPH in 7 concentration areas

¹Not every degree/non-degree program may be offered each semester or via each delivery type, and SOPHAS participation may vary by program. See the [Academic Program Finder](#) or the institution's website for more information, including deadlines for each program. Be sure to visit the [Application Requirements](#) website for more information about the admissions requirements. Contact the [Admissions Office](#) with any questions.

²Indicates if a Public Health undergraduate degree or program is offered at the institution.

University of Illinois at Chicago School of Public Health

Chicago, IL | publichealth.uic.edu |

312.996.6628 | sph-admissions@uic.edu



SOPHAS - Yes¹

UG Program Available – Yes²

Graduate Student Body



Number of Students:

1 icon = 1-250

2 icons = 501-750

3 icons = 251-500 4 icons = 751+

Location



United States

Program Delivery¹

On-Campus; Online; Hybrid

Deadlines¹

International Applicants: **12/15/2019**,

Domestic Applicants: **2/1/2020**

MHA; EOH Sciences; Health Policy

(Online): **Varies**

Enrolling Semesters¹



Fall



Spring



Summer

Programs and Degrees¹

Biostatistics

MPH; MS; PhD; MPH/MD

Clinical & Translational Sciences

MS; MS/MD; MS/DMD; MS/PharmD

Community Health Sciences

MPH; PhD; MPH/MD; MPH/MBA;

MPH/MSW

Emergency Management & Continuity
Planning

Certificate

Environmental & Occupational Health
Sciences

MPH; MS; PhD; MPH/MD; MPH/MBA;

MPH/MSW

Epidemiology

MPH; MS; PhD; MD/PhD; MPH/MD;

MPH/MBA; MPH/DVM; MPH/MSW

General/Interdisciplinary

DrPH

Geographic Information Systems

Certificate

Health Disparities Research

Certificate

Health Policy & Administration

MPH; MHA; PhD; MPH/MD; MPH/JD;

MPH/MBA; MPH/MSW

Pharmcoepidemiology

Certificate

Public Health Informatics

MPH; Certificate

Public Health Management

Certificate

Degrees listed in **blue** after the program

*Offered only as MPH

Unique Program Attributes

- Only CEPH-accredited school of public health in Illinois
- Global Health Concentration available for all MPH degrees
- Fully online DrPH in Health Leadership available for mid-career public health professionals
- CAHME-accredited Master of Healthcare Administration program available
- Strong urban health, health equity, and health disparities focus across curriculum
- UIC faculty members are involved in an extensive range of research and service projects That provide resources and assistance to communities from the school's immediate neighborhood to locations around the world. Such projects also enrich the education offered to public health students, creating opportunities for learning, collaboration, and discovery.

¹Not every degree/non-degree program may be offered each semester or via each delivery type, and SOPHAS participation may vary by program. See the [Academic Program Finder](#) or the institution's website for more information, including deadlines for each program. Be sure to visit the [Application Requirements](#) website for more information about the admissions requirements. Contact the [Admissions Office](#) with any questions.

²Indicates if a Public Health undergraduate degree or program is offered at the institution.

University of Illinois at Urbana-Champaign MPH Program

Champaign, IL | mph.illinois.edu/program |
217.300.0330

SOPHAS - Yes¹

UG Program Available – Yes²

Graduate Student Body



Number of Students:

= 1-250
 = 501-750
 = 251-500
 = 751+

Location



United States

Program Delivery¹

On-Campus

Deadlines¹

March 1: Priority scholarship consideration, **April 1:** Final deadline for international applicants, **May 1:** Final deadline for domestic applicants

Enrolling Semesters¹



Fall

Programs and Degrees¹

Community Health
 MS; PhD
 Epidemiology
 MPH
 Health Administration
 MSHA
 Health Behavior and Promotion
 MPH
 Joint Degrees with MPH
 BS-MPH*
 MPH/MBA
 MPH/MUP
 MPH/PhD**
 Kinesiology
 MS; PhD
 Health Technology
 MS

*Only available to undergraduate students in Community Health, Interdisciplinary Health, or Kinesiology majors at the University of Illinois at Urbana-Champaign. Separate deadlines apply.
 **Offered with PhD degrees in Community Health, Food Science and Human Nutrition, Human and Community Development, Kinesiology, Nutritional Sciences, and Social Work.

Degrees listed in **blue** after the program

Unique Program Attributes

- The University of Illinois Urbana-Champaign (U of I) MPH Program offers an MPH in Health Behavior and Promotion that combines the benefits of a small program with the resources and opportunities of a leading research university. The small size of the MPH program means that students are surrounded by a tight-knit cohort of peers and can easily connect with the supportive faculty. We welcome students from a wide variety of disciplines and training to join our diverse cohort of MPH students.
- Core courses in the 48-hour degree program are biostatistics, environmental health, epidemiology, health behavior theory, health policy, and public health practice. The MPH concentration in Health Behavior & Promotion includes courses on chronic disease prevention, cultural competency, and health program evaluation. Students can also take courses and participate in wide array of opportunities in related disciplines including business, communication, law, nutrition, social work, urban planning, veterinary medicine, and more.
- All MPH students participate in two supported practice experiences in community settings of their choosing, which can occur locally or anywhere in the world. All students receive career counseling to support developing professional skills and finding their job after graduation, and each student receives an annual travel grant to support attending public health conferences for learning and networking.
- The Urbana-Champaign community is a lively, micro-urban college town that offers a diverse, safe, affordable living environment with easy public transportation and the amenities of a larger city. Chicago, Indianapolis, and St. Louis are also just 2-3 hours away.

¹Not every degree/non-degree program may be offered each semester or via each delivery type, and SOPHAS participation may vary by program. See the [Academic Program Finder](#) or the institution's website for more information, including deadlines for each program. Be sure to visit the [Application Requirements](#) website for more information about the admissions requirements. Contact the [Admissions Office](#) with any questions.

²Indicates if a Public Health undergraduate degree or program is offered at the institution.



Iowa City, IA | public-health.uiowa.edu |
319.384.4386 | cph-admissions@uiowa.edu



SOPHAS - Yes¹

UG Program Available - Yes²

Graduate Student Body



Number of Students:

= 1-250 = 501-750
 = 251-500 = 751+

Location



United States

Program Delivery¹

On-Campus; Online; Hybrid

Deadlines¹

MHA (Fall): **12/1/2019**, MPH (Fall):
4/15/2020; MS and PhD Programs:
Varies

Enrolling Semesters¹



Fall



Spring



Summer

Programs and Degrees¹

Agricultural Safety & Health
 MS; PhD; Certificate
 Biostatistics
 MS; PhD; MPH
 Clinical Investigation
 MS
 Community & Behavioral Health
 MPH; PhD
 Epidemiology
 MPH; MS; PhD
 Executive Health Administration
 MHA; Certificate
 Health Administration
 MHA; MHA/JD; MHA/MBA
 Health Policy
 MS
 Health Services & Policy
 PhD
 Industrial Hygiene
 MS; PhD
 Joint Degrees
 MPH/DVM; MPH/JD; MPH/MD;
 MPH/PharmD
 Occupational & Environmental Health
 MPH; MS; PhD
 Policy*
 Public Health
 Certificate
 Public Health for Professionals*
 Public Health for Veterinarians*

Degrees listed in **blue** after the program

*Offered only as MPH

Unique Program Attributes

- UI CPH offers academic excellence at an affordable price. A variety of financial assistance, in the form of fellowships, scholarships, traineeships, and teaching and research assistantships, is available.
- The University of Iowa is named a “Best Buy” in the 2017 Fiske Guide to Colleges.
- UI CPH faculty are recognized by their peers as leading scholars and experts in their disciplines. Faculty are members and fellows in many organizations, including the National Academy of Medicine, American College of Healthcare Executives, and American Statistical Association.
- UI CPH offers a world-class education with a personal touch, including small class sizes, hands-on learning experiences, active student organizations, and a commitment to interprofessional education.
- UI CPH is ranked among the top 10 publicly supported colleges of public health, according to US News and World Report.

¹Not every degree/non-degree program may be offered each semester or via each delivery type, and SOPHAS participation may vary by program. See the [Academic Program Finder](#) or the institution’s website for more information, including deadlines for each program. Be sure to visit the [Application Requirements](#) website for more information about the admissions requirements. Contact the [Admissions Office](#) with any questions.

²Indicates if a Public Health undergraduate degree or program is offered at the institution.

University of Kansas School of Medicine KU - MPH Program

Kansas City & Wichita, KS | <http://mph.kumc.edu> |
913.588.2767 (Kansas City) | 316.293.2693 (Wichita) | ku-mph@kumc.edu



SOPHAS - Yes¹

UG Program Available – No²

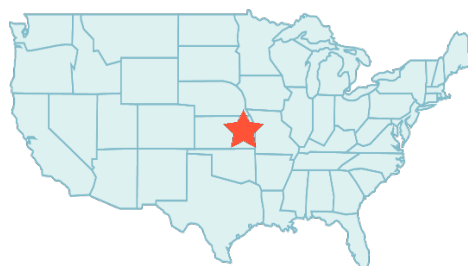
Graduate Student Body



Number of Students:

= 1-250
 = 501-750
 = 251-500
 = 751+

Location



United States

Programs and Degrees¹

Epidemiology
 MPH
 Public Health Practice
 MPH

Degrees listed in blue after the program

Program Delivery¹

Hybrid

Deadlines¹

Spring: **11/1/2019**; Fall: **3/1/2020**

Enrolling Semesters¹



Fall



Spring

Unique Program Attributes

- Oldest accredited MPH program in Kansas
- Concentrations in Epidemiology and Public Health Practice
- Courses offered on campus or online
- Can accommodate full time or part time students who are working professionals
- Two campuses in major metro areas
- Nationally recognized faculty experts in tobacco, cancer, physical activity and worksite wellness research
- Dual MD/MPH program that takes 5 years to complete

¹Not every degree/non-degree program may be offered each semester or via each delivery type, and SOPHAS participation may vary by program. See the [Academic Program Finder](#) or the institution's website for more information, including deadlines for each program. Be sure to visit the [Application Requirements](#) website for more information about the admissions requirements. Contact the [Admissions Office](#) with any questions.

²Indicates if a Public Health undergraduate degree or program is offered at the institution.



Lexington, KY | cph.uky.edu |
859.257.5678 | ukcph@uky.edu



SOPHAS - Yes¹
UG Program Available - Yes²

Graduate Student Body



Number of Students:

1 person icon = 1-250 2-3 person icons = 501-750
3-4 person icons = 251-500 5+ person icons = 751+

Location



United States

Programs and Degrees¹

Environmental Health
MPH
Epidemiology
MPH
Epidemiology & Biostatistics
PhD
Gerontology
PhD
Health Administration
MHA; MHA/JD; MHA/MPH
Health, Behavior
MPH
Health Systems & Policy Analytics
MPH
Public Health
MPH/MD; MPH/PharmD; BPH/MPH;
MPH/MHA

Program Delivery¹

On-Campus

Deadlines¹

PhD: **2/1/2020**, Masters of Public Health: **4/1/2020**, Masters Health Administration: **7/1/2020**

Enrolling Semesters¹



Fall

Unique Program Attributes

- The College of Public Health at UK takes seriously its responsibility to the communities and individuals that comprise the Commonwealth of Kentucky. Located in Lexington, Kentucky, which has consistently been named one of the Top 100 best places to live by Livability.com, the College strives to develop leaders for service both near and far.
- The College of Public Health is committed to quality in all of its education, research and service efforts. Evidence of this commitment to quality is full accreditation by the Council on Education for Public Health and Commission on Accreditation of Healthcare Management Education, as well as full membership in the Association of Schools & Programs of Public Health.
- The College of Public Health is committed to the practice community, as evidenced by its collaborations with the CDC, NIH, Kentucky Department for Public Health, Lexington-Fayette County Health Department, Kentucky Public Health Association, and the Kentucky Health Department Association.
- The UK College of Public Health takes seriously its responsibility to contribute to science and research. The College faculty engage in a robust portfolio of research activities and guide millions of dollars annually in collaborative projects, with funding sources ranging from NIH and CDC, to the Robert Wood Johnson Foundation. This extramural funding provides numerous opportunities for students to participate in ground-breaking research.

¹Not every degree/non-degree program may be offered each semester or via each delivery type, and SOPHAS participation may vary by program. See the [Academic Program Finder](#) or the institution's website for more information, including deadlines for each program. Be sure to visit the [Application Requirements](#) website for more information about the admissions requirements. Contact the [Admissions Office](#) with any questions.

²Indicates if a Public Health undergraduate degree or program is offered at the institution.

Degrees listed in blue after the program

University of Louisville School of Public Health and Information Sciences

Louisville, KY | louisville.edu/sphis |
502.852.3299 | sphisss@louisville.edu



SOPHAS - Yes¹

UG Program Available – Yes²

Graduate Student Body



Number of Students:

👤 = 1-250 👤👤 = 501-750
👤👤👤 = 251-500 👤👤👤👤 = 751+

Location



United States

Program Delivery¹

On-Campus; Online

Programs and Degrees¹

Biostatistics
MPH; MS; PhD, Certificate
Clinical Investigation Sciences
MSc; Certificate
Environmental & Occupational Health
PhD
Epidemiology
MPH; MS; PhD
Global Public Health
MPH
Health Administration
MS
Health Data Analytics
MS
Health Management & Policy
PhD
Health Policy
MPH
Health Promotion & Behavior
MPH; PhD

Degrees listed in **blue** after the program

Deadlines¹

Varies

Enrolling Semesters¹

Varies

Unique Program Attributes

- Kentucky's premier, nationally recognized metropolitan research university
- Located in one of the largest concentrations of healthcare organization in the USA.
- Excellent student support services and a student/faculty ratio of 5:1
- A campus community that is highly diverse, inclusive, and nurturing
- Active local, national, and international partnerships seeking to improve health outcomes in areas of need
- Invested in several multidisciplinary areas, including: health disparities, health policy, health systems research, community-based participatory research, global health, health management, and data analytics
- Instructional programs that provide challenging, real-world applications of knowledge and skills

¹Not every degree/non-degree program may be offered each semester or via each delivery type, and SOPHAS participation may vary by program. See the [Academic Program Finder](#) or the institution's website for more information, including deadlines for each program. Be sure to visit the [Application Requirements](#) website for more information about the admissions requirements. Contact the [Admissions Office](#) with any questions.

²Indicates if a Public Health undergraduate degree or program is offered at the institution.



Baltimore, MD | medschool.umaryland.edu/epidemiology/mph |
410.706.0539 | mph_program@som.umaryland.edu

SOPHAS - Yes¹

UG Program Available - No²

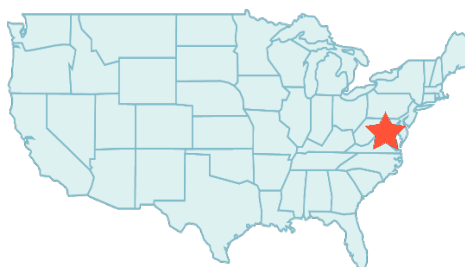
Graduate Student Body



Number of Students:

= 1-250
 = 501-750
 = 251-500
 = 751+

Location



United States

Programs and Degrees¹

Community & Population Health

MPH

Epidemiology

MPH

Global Health

MPH

Degrees listed in blue after the program

Program Delivery¹

On-Campus

Deadlines¹

Varies

Enrolling Semesters¹



Fall

Unique Program Attributes

- MPH and dual degree opportunities: DDS/MPH, DPT/MPH, JD/MPH, MD/MPH, MS (Nursing)/MPH, PharmD/MPH, MSW/MPH
- Three academic concentrations: Community and Population Health, Epidemiology, and Global Health
- Low student to faculty ratio
- Student opportunities to participate in ground-breaking research
- Placement opportunities with local, state, national, and international agencies
- Community engagement opportunities incorporated throughout the program

¹Not every degree/non-degree program may be offered each semester or via each delivery type, and SOPHAS participation may vary by program. See the [Academic Program Finder](#) or the institution's website for more information, including deadlines for each program. Be sure to visit the [Application Requirements](#) website for more information about the admissions requirements. Contact the [Admissions Office](#) with any questions.

²Indicates if a Public Health undergraduate degree or program is offered at the institution.



SCHOOL OF PUBLIC HEALTH

College Park, MD | sph.umd.edu |
301.405.2491 | sph-grad@umd.edu



SOPHAS - Yes¹

UG Program Available – Yes²

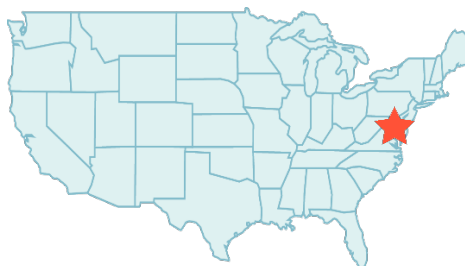
Graduate Student Body



Number of Students:

= 1-250
 = 501-750
 = 251-500
 = 751+

Location



United States

Program Delivery¹

On-Campus; Online

Deadlines¹

PhD: **2/14/2020**,
MPH/MHA/MS: **4/10/2020**

Enrolling Semesters¹



Fall



Spring

Programs and Degrees¹

Behavioral & Community Health
 MPH; PhD
 Biostatistics
 MPH
 Biostatistics & Bioinformatics
 PhD
 Couple & Family Therapy
 MS
 Environmental Health Sciences
 MPH; MS; PhD
 Epidemiology
 MPH; PhD
 Family Science
 PhD
 Global Health
 Certificate
 Health Equity
 MPH
 Health Policy Analysis & Evaluation
 MPH
 Health Services Research
 PhD
 Health Administration
 MHA
 Kinesiology
 MA; PhD
 Maternal & Child Health
 PhD
 Physical Activity
 MPH
 Principles of Public Health
 Certificate
 Public Health Practice & Policy
 MPH

Degrees listed in blue after the program

Unique Program Attributes

- A public, land-grant institution just outside of Washington DC committed to developing a diverse public health workforce and improving the public health of our county, state, national, and international communities.
- Unprecedented opportunities for research, internship, and professional opportunities through the unique “Maryland Experience”, which allows access not only to state and county health offices, but also to federal, military, and non-profit organizations, a constellation of groups not seen elsewhere in the US.
- A variety of research centers, such as the Horowitz Center for Health Literacy and the Maryland Center for Health Equity, and community-based partnerships allows for direct, hands-on practice-based learning.
- More than 20 degree programs with diverse students, staff, and faculty.
- Access to graduate level courses throughout UMD-College Park, UMD-Baltimore, and through neighboring universities within the Washington Area Consortium.

¹Not every degree/non-degree program may be offered each semester or via each delivery type, and SOPHAS participation may vary by program. See the [Academic Program Finder](#) or the institution’s website for more information, including deadlines for each program. Be sure to visit the [Application Requirements](#) website for more information about the admissions requirements. Contact the [Admissions Office](#) with any questions.

²Indicates if a Public Health undergraduate degree or program is offered at the institution.

University of Massachusetts-Amherst

School of Public Health and Health Sciences

Amherst, MA | umass.edu/sphhs |
413.545.2861 | dwolf@umass.edu



SOPHAS - Yes¹

UG Program Available - Yes²

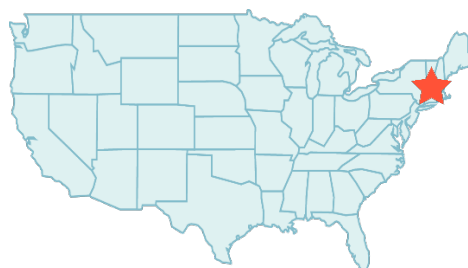
Graduate Student Body



Number of Students:

= 1-250 = 501-750
 = 251-500 = 751+

Location



United States

Programs and Degrees¹

Biostatistics & Epidemiology
MPH; MS; PhD
Communication Disorders
MA; AuD; PhD
Community Health Education
MPH; MS; PhD
Environmental Health Sciences
MPH; MS; PhD
Global Health
Certificate
Health Policy & Management
MPH; MS; PhD
Kinesiology
MS; PhD
Nutrition
MS
Public Health Nutrition
MPH; PhD
Public Health Practice
MPH

Program Delivery¹

On-Campus; Online

Deadlines¹

Varies

Enrolling Semesters¹



Fall



Spring

Unique Program Attributes

- We are the only public CEPH-accredited school of public health in New England
- We have garnered national recognition for fostering partnerships and advancing research that promotes health and improves wellbeing in diverse populations
- We are a research institution on the rise; our grant awards have increased by 96% over the past 10 years.
- With an international reputation for excellence, we are a community of dedicated faculty, researchers, students and alumni
- SPHHS is the destination of choice for the best and brightest seeking an exceptional public education
- Our campus is nestled in idyllic Amherst, offering a rich cultural environment in a rural setting close to major urban centers

Degrees listed in **blue** after the program

¹Not every degree/non-degree program may be offered each semester or via each delivery type, and SOPHAS participation may vary by program. See the [Academic Program Finder](#) or the institution's website for more information, including deadlines for each program. Be sure to visit the [Application Requirements](#) website for more information about the admissions requirements. Contact the [Admissions Office](#) with any questions.

²Indicates if a Public Health undergraduate degree or program is offered at the institution.

University of Memphis School of Public Health

Memphis, TN | memphis.edu/sph |
901.678.1710 | ssharpe@memphis.edu



SOPHAS - Yes¹

UG Program Available – No²

Graduate Student Body



Number of Students:

👤 = 1-250 👤👤 = 501-750
👤👤👤 = 251-500 👤👤👤👤 = 751+

Location



United States

Programs and Degrees¹

Biostatistics
MPH; MS
Epidemiology
MPH; PhD
Health Administration
MHA
Health Systems Management
MPH
Public Health
MPH
Social & Behavioral Science
MPH; PhD
Urban Health
MPH

Degrees listed in blue after the program

Program Delivery¹

On-Campus; Online

Deadlines¹

Doctoral: **2/1/2020**, MHA: **4/1/2020**,
MPH: **Rolling**

Enrolling Semesters¹



Fall



Spring

Unique Program Attributes

- Student-centered
- Small classes
- Award-winning faculty
- Low cost

¹Not every degree/non-degree program may be offered each semester or via each delivery type, and SOPHAS participation may vary by program. See the [Academic Program Finder](#) or the institution's website for more information, including deadlines for each program. Be sure to visit the [Application Requirements](#) website for more information about the admissions requirements. Contact the [Admissions Office](#) with any questions.

²Indicates if a Public Health undergraduate degree or program is offered at the institution.



University of Miami Department of Public Health Sciences

Miami, FL | publichealth.med.miami.edu |
305.243.0291 | publichealthadmissions@miami.edu



SOPHAS - Yes¹

UG Program Available – No²

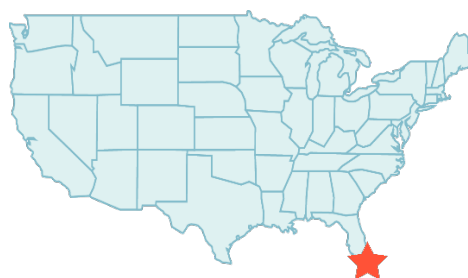
Graduate Student Body



Number of Students:

1 person icon = 1-250 2 people icons = 501-750
3 people icons = 251-500 4 people icons = 751+

Location



United States

Programs and Degrees¹

Accelerated
MPH
Biostatistics
MS; PhD
Business Skills in Public Health
Certificate***
Climate & Health
MS
Epidemiology
PhD; MD/PhD**
Prevention Science and Community Health
MS; PhD
Public Health General*
MPH; MSPH
Public Health
Certificate
Public Health Joint Degrees:
International Administration (MPH/MAIA); Latin
American Studies (MPH/LAS); Law (MPH/JD);
Medicine (MPH/MD)**; Public Administration
(MPH/MPA)

Program Delivery¹

On-Campus

Deadlines¹

MPH, MSPH, MS: **7/15/2020**,
PhD (PS&CH): **12/1/2019**, PhD (Epi):
11/15/2019, PhD (Biostats): **1/31/2020**

Enrolling Semesters¹



Fall



Spring



Summer

Unique Program Attributes

The University of Miami Miller School of Medicine Department of Public Health Sciences is an integral part of an academic center of excellence. It is at the forefront of public health innovations with the goal of improving the health of communities through interdisciplinary education, research, training, and service.

Located on a world-renowned medical campus in one of the most culturally diverse cities in the nation, Miami offers a broad range of opportunities to prepare students for the public health challenges of the 21st century. From community-based initiatives to international opportunities, the highly-qualified faculty and diverse student body work collaboratively to advance public health initiatives in our local communities and around the world.

¹Not every degree/non-degree program may be offered each semester or via each delivery type, and SOPHAS participation may vary by program. See the [Academic Program Finder](#) or the institution's website for more information, including deadlines for each program. Be sure to visit the [Application Requirements](#) website for more information about the admissions requirements. Contact the [Admissions Office](#) with any questions.

²Indicates if a Public Health undergraduate degree or program is offered at the institution.

*The MPH degree is a professional degree for students who seek a broad, general academic experience in public health. The MSPH is an academic public health degree for those interested in academic research with the same foundation as the MPH while emphasizing advanced research methods and quantitative analysis.

For each degree, students acquire necessary competencies by taking core courses in the fundamental public health disciplines among the five divisions of Biostatistics, Environment and Public Health, Epidemiology and Population Health Sciences, Health Services Policy and Research, and Prevention Science and Community Health. Students may then choose electives from among these five divisions allowing the flexibility to either focus on one or multiple public health areas depending on academic and professional goals.

**Must apply through MD program.

***Must apply through UM Division of Continuing and International Education.



Ann Arbor, MI _sph.umich.edu 734.763.3860 sph.inquiries@umich.edu		SOPHAS - Yes¹ UG Program Available – Yes²
Graduate Student Body  Number of Students:  = 1-250  = 501-750  = 251-500  = 751+	Location  United States	Programs and Degrees¹ Biostatistics MPH; MS; PhD Environmental Health Sciences MPH; MS; PhD Epidemiology MPH; PhD Health Behavior & Health Education MPH; PhD Health Informatics MHI Health Management & Policy MPH; MHSA Health Management & Policy Executive Masters MHSA Health Services Organization & Policy PhD Nutritional Sciences MPH; MS; PhD Population and Health Sciences (Online) MPH Degrees listed in blue after the program
Program Delivery¹ On-Campus; Online	Enrolling Semesters¹  Fall	
Deadlines¹ Varies		
Unique Program Attributes <ul style="list-style-type: none"> • With 100 top-ten graduate programs at the University of Michigan, students may take advantage of interdisciplinary curriculum through electives and Dual Degrees. • Michigan Public Health graduates join the U-M network of more than 575,000 living alumni including +16,000 Michigan Public Health alumni. • Just under 50% of our students come from out-of-state, and nearly 19% are international citizens representing 36 other nations. They range in age from 21 to 71. • A 9:1 student-to-faculty ratio creates meaningful mentorship, networking, and small group dialogue. 34 research centers allow the +200 faculty, research scientists, and current students to continue to be world renowned experts in their fields. • Within six months of graduation, 96% of students are either employed, finishing fellowships or internships, and/or pursuing advanced degree or postdoctoral work. 		
¹ Not every degree/non-degree program may be offered each semester or via each delivery type, and SOPHAS participation may vary by program. See the Academic Program Finder or the institution's website for more information, including deadlines for each program. Be sure to visit the Application Requirements website for more information about the admissions requirements. Contact the Admissions Office with any questions.		
² Indicates if a Public Health undergraduate degree or program is offered at the institution.		



SCHOOL OF
PUBLIC HEALTH
UNIVERSITY OF MINNESOTA

Minneapolis, MN | sph.umn.edu |
612.626.3500 | sph-ask@umn.edu



SOPHAS - Yes¹

UG Program Available - No²

Graduate Student Body



Number of Students:

1 figure = 1-250 2 figures = 501-750
3 figures = 251-500 4 figures = 751+

Location



United States

Programs and Degrees¹

Biostatistics
MPH, MS, PhD
Clinical Research
MS
Community Health Promotion
MPH
Environmental Health
MPH, MS, PhD
Epidemiology
MPH, PhD
Health Services Research, Policy & Administration
MS, PhD
Healthcare Administration
MHA
Maternal & Child Health
MPH
Public Health Administration & Policy
MPH
Public Health Nutrition
MPH (no dual degree option available)

Program Delivery¹

On-Campus; Online; Hybrid

Deadlines¹

Priority Scholarship Consideration:

12/1/2019;

Other Application Deadlines: **Varies**

Enrolling Semesters¹



Fall Spring Summer

Unique Program Attributes

- #9 among Schools of Public Health in the U.S.
- #2 Master of Healthcare Administration program, #5 Online Master of Public Health Degree (Maternal & Child Health)
- #3 largest research portfolio at the UMN (UMN is the 8th most active public research university in the U.S.!)
- Top 10 education you can afford — competitive tuition, robust funding alternatives, and one of the lowest cost of living economies among large U.S. metro areas
- Powerful alumni network, 11,000+ strong
- Culture of success: 98% of graduates are employed within 12 months
- Strong connections with national and local agencies such as the Minnesota Department of Health, non-profit organizations, corporations (e.g. 3M, Medtronic, UnitedHealth Group, Optum, etc.), and healthcare organizations
- Minnesota: home to 19 Fortune 500 companies — per capita, that's 2nd in the nation
- Internationally renowned faculty in areas such as clinical trials, nutrition, infectious diseases, chronic diseases, structural racism, maternal and child health, rural health, food safety, healthcare management, policy, and more.
- Minneapolis/St. Paul: 16th largest in the U.S.; thriving, diverse, and nationally acclaimed for its parks, rates of volunteerism, inclusiveness, healthy living, theater and music scenes, and accessibility for those with disabilities.

¹Not every degree/non-degree program may be offered each semester or via each delivery type, and SOPHAS participation may vary by program. See the [Academic Program Finder](#) or the institution's website for more information, including deadlines for each program. Be sure to visit the [Application Requirements](#) website for more information about the admissions requirements. Contact the [Admissions Office](#) with any questions.

²Indicates if a Public Health undergraduate degree or program is offered at the institution.

Executive (Working Professionals) Degrees
MPH - Public Health Practice
MHA - Master of Healthcare Administration
MPH - Public Health Administration & Policy
MPH - Advanced Standing (online) Maternal & Child Health
Dual Degree Options – requires admittance to both programs
MHA/MBA, MHA/JD, MPH/DDS, MPH/DNP, MPH/PharmD, MPH/MPP, MPH/MURP, MPH/MSW, MPH/DVM, MPH/JD, MPH/MD, PhD/MD, PhD/JD, MS/JD
Certificates
Applied Biostatistics, Clinical Research, Global Health, Management Fundamentals in Healthcare Organizations, Public Health Core
Graduate Minors:
Sexual Health, Health Equity, Global Health, Biostatistics, Epidemiology, Environmental Health, Public Health, Health Services Research and Policy & Administration

Degrees listed in blue after the program



Omaha, NE | unmc.edu/publichealth |

402.552.9867 | coph@unmc.edu

SOPHAS - Yes¹

UG Program Available – No²

Graduate Student Body



Number of Students:

 = 1-250  = 501-750
 = 251-500  = 751+

Location



United States

Programs and Degrees¹

Biostatistics

MPH; PhD; MPH/MD; MPH/MPAS;
MPH/PharmD; MPH/JD

Environmental & Occupational Health

MPH; PhD; MPH/MD; MPH/MPAS;
MPH/PharmD; MPH/JD

Epidemiology

MPH; MPH/MD; MPH/MPAS; MPH/PharmD;
MPH/JD

Emergency Preparedness
MS

Health Administration & Policy
PhD; MHA

Health Promotion
MPH; PhD; MPH/MD; MPH/MPAS;
MPH/PharmD; MPH/JD

Maternal & Child Health
MPH; MPH/MD; MPH/MPAS; MPH/PharmD;
MPH/JD

Public Health Administration & Policy
MPH; PhD; MPH/MSW; MPH/MD; MPH/MBA;
MPH/MPAS; MPH/PharmD; MPH/JD

Degrees listed in **blue** after the program

Program Delivery¹

On-Campus; Online

Deadlines¹

Varies

Enrolling Semesters¹



Fall Spring

Unique Program Attributes

- UNMC's College of Public Health is a recognized leader in health security, implementation science, rural health, and cancer prevention research.
- 3:1 student to faculty ration allows our students very individualize educational and research experiences.
- UNMC's tuition is well below the national average, giving our students an outstanding education at an affordable price.
- Omaha, Nebraska's vibrant economy and extensive network of healthcare organizations and non-profits provides our students exciting opportunities for practice-based experiences and research.
- Our frequent course offerings and flexible program design allows our MPH students to graduate in two years.
- Over 90% of our MPH students find career positions within 12 months of graduation.

¹Not every degree/non-degree program may be offered each semester or via each delivery type, and SOPHAS participation may vary by program. See the [Academic Program Finder](#) or the institution's website for more information, including deadlines for each program. Be sure to visit the [Application Requirements](#) website for more information about the admissions requirements. Contact the [Admissions Office](#) with any questions.

²Indicates if a Public Health undergraduate degree or program is offered at the institution.

School of Community Health Sciences

University of Nevada, Reno



University of Nevada, Reno School of Community Health Sciences

Reno, NV | unr.edu/public-health |

SOPHAS - Yes¹

UG Program Available – Yes²

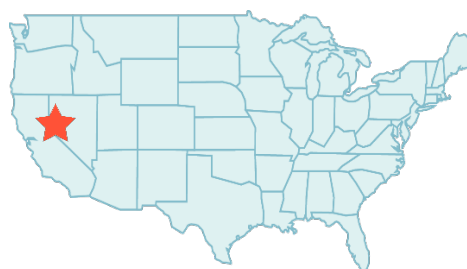
Graduate Student Body



Number of Students:

= 1-250
 = 501-750
 = 251-500
 = 751+

Location



United States

Programs and Degrees¹

Behavioral & Social Sciences

MPH; PhD

Biostatistics

MS

Epidemiology

MPH; PhD

Health Administration

MPH

Degrees listed in blue after the program

Program Delivery¹

On-Campus; Online

Deadlines¹

All Programs: **2/1/2020**

Enrolling Semesters¹



Fall

Unique Program Attributes

- Accelerated BS and MPH Program now available.
- CEPH Accredited: The MPH and Ph.D. programs in Public Health have been accredited through the Council on Education for Public Health (CEPH).
- Financial Support: All doctoral and many MPH students receive funding through graduate assistantships that pay a majority of tuition and fees, monthly stipend, and health insurance.
- Research Opportunities: Small class sizes promote student opportunities to work with faculty who are conducting a wide variety of public health research.
- Campus Collaborations: Opportunities to engage in interdisciplinary research projects with other programs, including: Nursing, Medicine, Social Work, CASAT, Social Psychology, Sanford Center for Aging, and College of Business.
- Biggest Little City of Opportunity: Reno is a base for outdoor activities, just 45 minutes from Lake Tahoe, an arts and culture center with a variety of special events, historic buildings, performing arts and galleries, and an emerging technology center and university town.
- Research Funding: SCHS faculty acquired over 10 million dollars in contract and grants in 2018.
- Community Engagement: The SCHS partners with over 150 sites for field workout, outreach, and engagement.
- Alumni from the SCHS work with agencies across the US, including the CDC, Universities, Research Firms, State and Local Health Departments, Health Care Organizations.

¹Not every degree/non-degree program may be offered each semester or via each delivery type, and SOPHAS participation may vary by program. See the [Academic Program Finder](#) or the institution's website for more information, including deadlines for each program. Be sure to visit the [Application Requirements](#) website for more information about the admissions requirements. Contact the [Admissions Office](#) with any questions.

²Indicates if a Public Health undergraduate degree or program is offered at the institution.

University of New Mexico

College of Population Health

Master of Public Health

Albuquerque, NM | hsc.unm.edu/college-of-population-health/ | 505.272.4173 |

SOPHAS - Yes¹

UG Program Available – Yes²

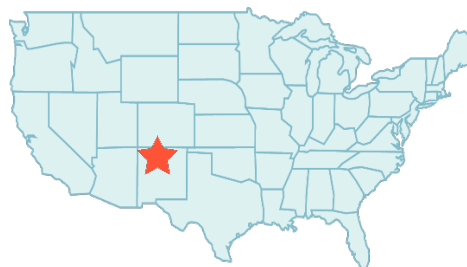
Graduate Student Body



Number of Students:

= 1-250
 = 501-750
 = 251-500
 = 751+

Location



United States

Programs and Degrees¹

Community Health
 MPH; MPH/MD; MPH/MALAS
 Epidemiology
 MPH; MPH/MD; MPH/MALAS
 Health Systems, Services & Policy
 MPH; MPH/MD; MPH/MALAS

Degrees listed in blue after the program

Program Delivery¹

On-Campus

Deadlines¹

12/15/2019

Enrolling Semesters¹



Fall

Unique Program Attributes

The mission of the MPH Program in the COPH at the UNM HSC is to provide leadership in graduate and community-based education and research grounded in social justice to improve the health of the diverse populations in New Mexico and the Southwest. The MPH Program is committed to the idea that diversity and inclusion benefit everyone by offering a rich variety of experiences, backgrounds, perspectives, and ideas that improve and reflect the wonderful diversity of our population.

The program encourages students to draw from a broad range of social science, biomedical science and clinical disciplines and promotes:

- A comprehensive, interdisciplinary approach to research and interventions to address health problems;
- Multiple opportunities for students to practice public health skills in communities; and
- Critical thinking about issues addressed by the students.

¹Not every degree/non-degree program may be offered each semester or via each delivery type, and SOPHAS participation may vary by program. See the [Academic Program Finder](#) or the institution's website for more information, including deadlines for each program. Be sure to visit the [Application Requirements](#) website for more information about the admissions requirements. Contact the [Admissions Office](#) with any questions.

²Indicates if a Public Health undergraduate degree or program is offered at the institution.

University of North Carolina at Charlotte Public Health Programs

Charlotte, NC | publichealth.uncc.edu |
704.687.7191 | publichealth@uncc.edu

SOPHAS - No¹

UG Program Available - Yes²

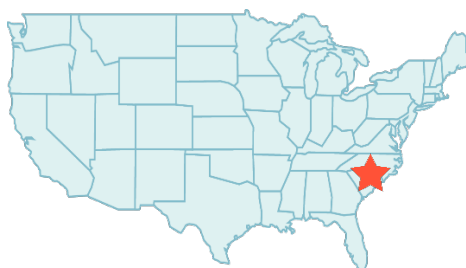
Graduate Student Body



Number of Students:

= 1-250
 = 501-750
 = 251-500
 = 751+

Location



United States

Programs and Degrees¹

Health Administration
 MHA
 Health Informatics and Analytics
 MS; Certificate
 Health Services Research
 PhD
 Public Health
 MPH; PhD

Degrees listed in blue after the program

Program Delivery¹

On-Campus

Deadlines¹

Fall (MPH; MS; MHA; PhD): **Varies**
 Spring (MPH): **9/15/2019**; Spring (MS):
10/1/2019

Enrolling Semesters¹



Fall



Spring

Unique Program Attributes

- The public health programs at UNC Charlotte produce practitioner-scholars and leaders prepared to promote and improve human health across the lifespan; to support the optimal organization and management of healthcare locally, nationally, and internationally; and to deliver efficient, effective, and accessible high-quality health services, particularly to vulnerable populations. Our mission is to advance health equity and well-being in an urbanizing world
- Graduate enrollment across programs: 190 students (71% full-time)
- Undergraduate enrollment across programs: 1300 students
- CEPH Accreditation: BSPH, MPH, PhD (public health sciences; health services research)
- CAHME accreditation: MHA
- Other: MS (health informatics)

¹Not every degree/non-degree program may be offered each semester or via each delivery type, and SOPHAS participation may vary by program. See the [Academic Program Finder](#) or the institution's website for more information, including deadlines for each program. Be sure to visit the [Application Requirements](#) website for more information about the admissions requirements. Contact the [Admissions Office](#) with any questions.

²Indicates if a Public Health undergraduate degree or program is offered at the institution.

University of North Carolina Gillings School of Global Public Health

Chapel Hill, NC | sph.unc.edu |
919.966.2499 | sph-osa@unc.edu



SOPHAS - Yes¹

UG Program Available – Yes²

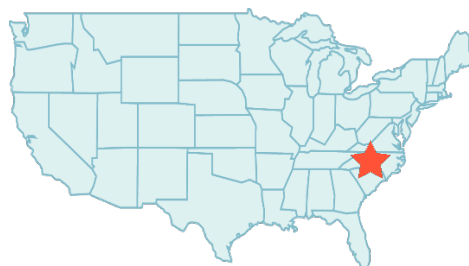
Graduate Student Body



Number of Students:

1-250 501-750
251-500 751+

Location



United States

Program Delivery¹

On-Campus; Online; Hybrid

Deadlines¹

Varies

Enrolling Semesters¹



Fall Spring Summer

Programs and Degrees¹

Applied Epidemiology
MPH
Biostatistics
MS; PhD
Community Preparedness Disaster Management
Certificate
Core Public Health Concepts
Certificate
Data Science
MPH
Environmental Health Solutions
MPH
Environmental Sciences & Engineering
MS; MSPH; MSEE; PhD
Epidemiology
MS; PhD
Field Epidemiology
Certificate
Global Health
MPH; Certificate
Health Behavior
MPH; PhD
Health Policy
MPH
Health Policy & Management
MSPH; MHA; DrPH; PhD
Leadership in Practice
MPH
Maternal, Child & Family Health
MPH
Maternal & Child Health
MSPH; PhD
Nutrition
MPH; MS; PhD
Nutrition with Registered Dietitian Training
MPH
Occupational Health Nursing
Certificate
Population Health for Clinicians
MPH
Public Health Leadership
Certificate

Degrees listed in blue after the program

Unique Program Attributes

- UNC Gillings is the No. 1-ranked public school of public health in the country (U.S. News & World Report).
- UNC-Chapel Hill was named “Best Value in Public Colleges” (Kiplinger’s Personal Finance).
- Our faculty and students translate research into practice in more than 60 countries on six continents.
- We earned \$193.7 million in external research funding in FY2018.
- More than 19,000 Gillings School alumni work in more than 100 countries around the world.
- 97% of our alumni begin a job or continue their education within one year of graduation.

¹Not every degree/non-degree program may be offered each semester or via each delivery type, and SOPHAS participation may vary by program. See the [Academic Program Finder](#) or the institution’s website for more information, including deadlines for each program. Be sure to visit the [Application Requirements](#) website for more information about the admissions requirements. Contact the [Admissions Office](#) with any questions.

²Indicates if a Public Health undergraduate degree or program is offered at the institution.

University of North Dakota Master of Public Health Program

Grand Forks, ND | med.UND.edu/mph |
701.777.6079 | ashley.n.evenson@UND.edu



SOPHAS - Yes¹

UG Program Available –Yes²

Graduate Student Body



Number of Students:

= 1-250
 = 501-750
 = 251-500
 = 751+

Location



United States

Programs and Degrees¹

Indigenous Health
 MPH
 Health Management & Policy
 MPH
 Population Health Research & Analytics
 MPH

Degrees listed in **blue** after the program

Program Delivery¹

On-Campus; Online; Hybrid

Deadlines¹

Fall: **8/1/2019**
 Spring: **12/1/2019**
 Summer: **4/1/2020**

Enrolling Semesters¹



Fall



Spring



Summer

Unique Program Attributes

- Online students pay North Dakota resident tuition rate
- 100% online specializations in Indigenous Health and Health Management & Policy; hybrid specialization in Population Health Research & Analytics
- Small class sizes, offering more personal attention
- Offers the only 100% online Indigenous Health program in the U.S
- Option to study system dynamics modeling in Norway
- Degree can be completed in as little as 1 ½ years
- Highly flexible program, offering part-time and full-time options

¹Not every degree/non-degree program may be offered each semester or via each delivery type, and SOPHAS participation may vary by program. See the [Academic Program Finder](#) or the institution's website for more information, including deadlines for each program. Be sure to visit the [Application Requirements](#) website for more information about the admissions requirements. Contact the [Admissions Office](#) with any questions.

²Indicates if a Public Health undergraduate degree or program is offered at the institution.

University of North Texas Health Sciences Center School of Public Health

Fort Worth, TX | unthsc.edu/school-of-public-health |
877.868.7741 | sph@unthsc.edu



SOPHAS - Yes¹

UG Program Available – No²

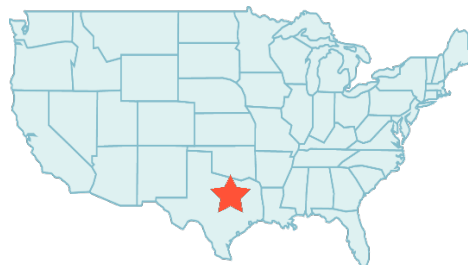
Graduate Student Body



Number of Students:

1 person icon = 1-250 5 person icons = 501-750
3 person icons = 251-500 7 person icons = 751+

Location



United States

Program Delivery¹

On-Campus; Online

Deadlines¹

MPH, MS, & MHA (Fall Only): **Varies;**
PhD: **1/15/2020;**
Online Programs: **Varies**

Enrolling Semesters¹



Fall



Spring



Summer

Programs and Degrees¹

Biostatistics
MS
Epidemiology
MPH; MS; PhD
Food Security & Public Health
Certificate
Global Health
Certificate
Health Administration
MHA
Health Behavior Research
MS; PhD
Maternal & Child Health
MPH
MPH Online
MPH
Public Health
MPH/MS Applied Anthropology; Certificate
Public Health Practice
MPH
Public Health/Geographic Information
Systems
Certificate

Degrees listed in blue after the program

Unique Program Attributes

- Student-centered environment utilizing feedback system for real-time changes
- Every student is provided a faculty academic advisor with real-world public health experience
- An excellent faculty committed to superior instruction and practice oriented research
- One of the most affordable CEPH accredited programs in the nation
- All classes are taught by faculty or adjunct faculty (never a teaching assistant)
- Small class sizes allowing for personal interaction between students and professors
- Situated in the 4th largest metropolitan area in the U.S. – providing ample resources for practicum sites and employment after graduation

¹Not every degree/non-degree program may be offered each semester or via each delivery type, and SOPHAS participation may vary by program. See the [Academic Program Finder](#) or the institution's website for more information, including deadlines for each program. Be sure to visit the [Application Requirements](#) website for more information about the admissions requirements. Contact the [Admissions Office](#) with any questions.

²Indicates if a Public Health undergraduate degree or program is offered at the institution.

University of Oklahoma Health Sciences Center Hudson College of Public Health

Oklahoma City & Tulsa, OK | publichealth.ouhsc.edu |
405.271.2308 | coph@ouhsc.edu

SOPHAS - Yes¹

UG Program Available – Yes²

Graduate Student Body



Number of Students:

= 1-250
 = 501-750
 = 251-500
 = 751+

Location



United States

Program Delivery¹

On-Campus

Deadlines¹

MHA: **6/30/2020**, Other Programs:

Rolling

Enrolling Semesters¹



Fall



Spring



Summer

Programs and Degrees¹

Biostatistics
 MPH; MS; PhD; BS/MS
 Environmental Health Science
 MPH
 Environmental Health Science/Industrial Hygiene
 MS
 Epidemiology
 MPH; MS; PhD
 Health Administration & Policy
 MPH; MHA; MPH/JD; MHA/JD; Healthcare Administration Certificate for MBA Graduates; Healthcare Administration Certificate for OU/MBA Students
 Health Promotion Sciences
 MPH; MS; PhD; MPH/MSW
 Interdisciplinary
 MPH
 Occupational & Environmental Health
 PhD
 Public Health
 Certificate

Degrees listed in **blue** after the program

Unique Program Attributes

- Oklahoma's only accredited college of public health
- We have alumni in every state and Washington D.C., and in 27 countries around the world
- One in 10 students is international
- Awarded 20 scholarships in 2018 and provided more than \$660,000 in graduate student stipends
- Located on one of only four comprehensive academic health centers in the nation with seven professional colleges
- MPH and MHA programs provide interprofessional experience with students from other OUHSC Colleges
- Voted as a Top Pick for the Best Public Health Master's Degree for 2019-2020 by HealthGrad.com

¹Not every degree/non-degree program may be offered each semester or via each delivery type, and SOPHAS participation may vary by program. See the [Academic Program Finder](#) or the institution's website for more information, including deadlines for each program. Be sure to visit the [Application Requirements](#) website for more information about the admissions requirements. Contact the [Admissions Office](#) with any questions.

²Indicates if a Public Health undergraduate degree or program is offered at the institution.

University of Pennsylvania Master of Public Health Program

Philadelphia, PA | publichealth.med.upenn.edu |
215.573.9997 | jmonique@mail.med.upenn.edu

SOPHAS - Yes¹

UG Program Available – No²

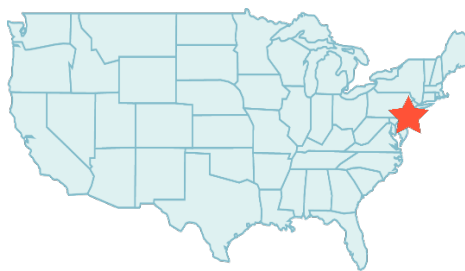
Graduate Student Body



Number of Students:

= 1-250
 = 501-750
 = 251-500
 = 751+

Location



United States

Programs and Degrees¹

Public Health

MPH

- Generalist
- Global Health
- Environmental Health

Degrees listed in **blue** after the program

Program Delivery¹

On-Campus

Deadlines¹

All Applications: **4/15/2020**

Enrolling Semesters¹



Fall

Unique Program Attributes

- The mission of the University of Pennsylvania MPH program is to leverage the University's interdisciplinary resources to prepare the next generation of public health leaders and innovators to promote the health of populations locally, nationally, and globally.
- The Penn MPH program is a University-wide, interdisciplinary program, currently involving nine Schools: Perelman School of Medicine, School of Nursing, School of Social Policy & Practice, School of Dental Medicine, School of Arts and Sciences, School of Veterinary Medicine, School of Design, Law School, and Graduate School of Education.
- The program draws teaching faculty from public health experts across the University, as well as the surrounding Philadelphia region.
- The MPH program offers 11 dual degrees options from a variety of disciplines across campus.
- We offer incredible flexibility and individual tailoring to each student, and students can complete the program on a full-time or part-time basis.
- For more information, visit the [Penn MPH website](#).

¹Not every degree/non-degree program may be offered each semester or via each delivery type, and SOPHAS participation may vary by program. See the [Academic Program Finder](#) or the institution's website for more information, including deadlines for each program. Be sure to visit the [Application Requirements](#) website for more information about the admissions requirements. Contact the [Admissions Office](#) with any questions.

²Indicates if a Public Health undergraduate degree or program is offered at the institution.



Pittsburgh, PA | publichealth.pitt.edu |

412.624.3002 | stuaff@pitt.edu



SOPHAS - Yes¹

UG Program Available – No²

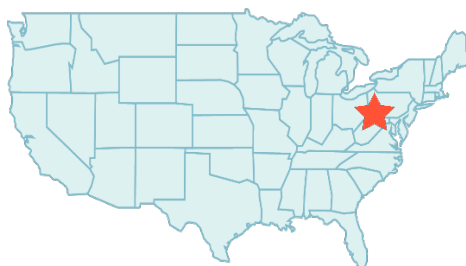
Graduate Student Body



Number of Students:

= 1-250
 = 501-750
 = 251-500
 = 751+

Location



United States

Program Delivery¹

On Campus

Deadlines¹

Vary by program

Enrolling Semesters¹



Fall



Spring

Programs and Degrees¹

Behavioral & Community Health Sciences
 MPH; DrPH; PhD; MPH/PhD; MPH/MID;
 MPH/MPIA; MPH/MPA; MPH/MSW
 Biostatistics
 MS; PhD
 Community-Based Participatory Research & Practice
 Certificate
 Environmental Health Risk Assessment
 Certificate
 Environmental & Occupational Health
 MPH; MS; PhD
 Epidemiology
 MPH; MS; DrPH; PhD; PhD/MD
 Evaluation of Public Health Promotion & Health
 Education
 Certificate
 Genetic Counseling
 MS
 Genetic Counseling & Public Health Genetics
 MPH/MS
 Genome Bioinformatics
 MS
 Global Health
 Certificate
 Health Care Systems Engineering
 Certificate
 Health Equity
 Certificate
 Health Policy & Management
 MPH; MHA; MPH/JD; MHA/MBA
 Health Services Research & Policy
 MS; PhD; PhD/MD
 Health Systems Leadership & Management
 Certificate
 Human Genetics
 MPH; MS; PhD; PhD/MD
 Infectious Diseases & Microbiology
 MPH; MS; PhD
 LGBT Health & Wellness
 Certificate
 Multidisciplinary MPH (Doctoral Level Professionals
 Only)
 Public Health Genetics
 Certificate

Degrees listed in blue after the program

Unique Program Attributes

- A world-class center of learning and research
- Enormous breadth of time-honored and non-traditional degree and certificate programs
- Cutting-edge programs in areas like health data science, genome bioinformatics, and social dynamics modeling
- Rich research collaborations with Pitt's schools of the health sciences, law, business, and social work, as well as our academic medical center
- Partnerships with local, state, national, and international agencies for community engagement and translational research
- **Pittsburgh!** Ranked as one of the most affordable and livable cities in the U.S.

¹Not every degree/non-degree program may be offered each semester or via each delivery type, and SOPHAS participation may vary by program. See the [Academic Program Finder](#) or the institution's website for more information, including deadlines for each program. Be sure to visit the [Application Requirements](#) website for more information about the admissions requirements. Contact the [Admissions Office](#) with any questions.

²Indicates if a Public Health undergraduate degree or program is offered at the institution.

University of Puerto Rico Graduate School of Public Health



San Juan, PR | sp.rcm.upr.edu |
787.756.5244 | saludpublica.rcm@upr.edu

SOPHAS - No¹



Graduate Student Body



Number of Students:

= 1-250
 = 501-750
 = 251-500
 = 751+

Location



Mexico, Central America & Caribbean

Program Delivery¹

On-Campus

Deadlines¹

All Programs: **2/15/2019**

Enrolling Semesters¹



Fall

Programs and Degrees¹

Biostatistics
 MPH
 Demography
 MS
 Developmental Disabilities-Early Intervention
 Certificate
 Environmental Health
 MPH; DrPH
 Epidemiology
 MPH; MS
 Evaluative Research Health Systems
 MS
 General Public Health
 MPH
 Gerontology
 MPH; Certificate
 Health Education
 MPHE
 Health Services Administration
 MHSA
 Health Systems Analysis & Management
 DrPH
 Industrial Hygiene
 MS
 Nutrition
 MSNH
 Social Determinants of Health
 DrPH

Degrees listed in **blue** after the program

Unique Program Attributes

- Excellence and leadership in teaching, research, and service to the national and international community since 1941
- Vision of social conscience and universal responsibility towards a complex, dynamic and culturally diverse world
- Exciting opportunity to live the Latin-American socio-cultural experience

¹Not every degree/non-degree program may be offered each semester or via each delivery type, and SOPHAS participation may vary by program. See the [Academic Program Finder](#) or the institution's website for more information, including deadlines for each program. Be sure to visit the [Application Requirements](#) website for more information about the admissions requirements. Contact the [Admissions Office](#) with any questions.



UNIVERSITY of ROCHESTER

Rochester, NY | urmc.rochester.edu/public-health-sciences/educational-programs |

585.275.7882 | PHS_education@urmc.rochester.edu

SOPHAS - Yes¹

UG Program Available – Yes²

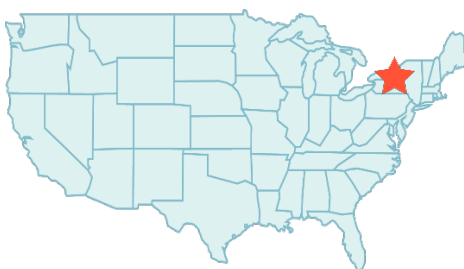
Graduate Student Body



Number of Students:

= 1-250
 = 501-750
 = 251-500
 = 751+

Location



United States

Programs and Degrees¹

Health Management and Policy

MPH

Epidemiology:

PhD, MS

Health Services Research and Policy:

PhD, MS

Public Health:

MPH, Advanced Certificate

Clinical Investigation:

MS

Analytic Epidemiology:

Advanced Certificate

Health Services Research:

Advanced Certificate

Clinical Research Methods:

Advanced Certificate

Experimental Therapeutics:

Advanced Certificate

Regulatory Science:

Advanced Certificate

Biomedical Data Science:

Advanced Certificate

Degrees listed in **blue** after the program

Program Delivery¹

On-Campus; Hybrid; Evening Classes

Deadlines¹

Spring: **11/1/2019**

Fall (PhD): **12/15/2019**

Fall (Master's): **5/1/2020**

Enrolling Semesters¹



Fall



Spring

Unique Program Attributes

- Research and educational programs take advantage of a unique setting within a leading School of Medicine.
- Classes provide a rich learning environment, using a combination of online and in-person lectures.
- Our diverse group of approximately 20 PhD faculty members bring their research expertise in epidemiology, health services, health policy, environmental science, anthropology, demography and psychology.
- Our programs combine active training in modern research methods with innovative educational approaches designed for today's adult learner.
- Students accumulate real-world skills, including critical thinking, community engagement, communication, problem-solving, and data management and analysis.

¹Not every degree/non-degree program may be offered each semester or via each delivery type, and SOPHAS participation may vary by program. See the [Academic Program Finder](#) or the institution's website for more information, including deadlines for each program. Be sure to visit the [Application Requirements](#) website for more information about the admissions requirements. Contact the [Admissions Office](#) with any questions.

²Indicates if a Public Health undergraduate degree or program is offered at the institution.

University of South Carolina Arnold School of Public Health

Columbia, SC | sc.edu/publichealth |
803.777.5031 | sphstsr@mailbox.sc.edu



SOPHAS - Yes¹

UG Program Available – Yes²

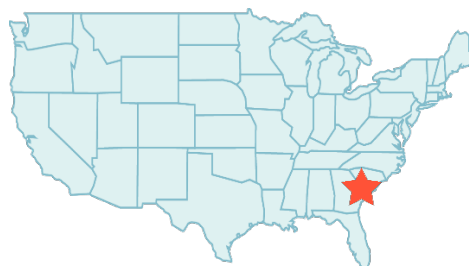
Graduate Student Body



Number of Students:

= 1-250
 = 501-750
 = 251-500
 = 751+

Location




United States

Program Delivery¹
On-Campus; Online

Deadlines¹

Varies

Enrolling Semesters¹



Fall Spring Summer

Programs and Degrees¹

Advanced Athletic Training
 MS
 Athletic Training
 MS
 Biostatistics
 MSPH; PhD
 Communication Sciences & Disorders
 PhD
 Environmental Health Sciences
 MPH; MS; PhD
 Epidemiology
 MPH; MSPH; PhD
 Epidemiology/Environmental Health Sciences
 PhD
 Exercise Science
 MS; PhD
 Health Promotion, Education, & Behavior
 MPH; PhD; MPH/MSW;
 Certificate (Health Communication; Global
 Health; Aging)
 Health Services Policy & Management
 MPH; MHA; PhD; MHA/JD; MPH/MSW;
 MPH/MPA; MHA - Professional Format
 Physical Activity & Public Health
 MPH
 Physical Therapy
 DPT

Degrees listed in **blue** after the program

Unique Program Attributes

- Established in 1975 and remains the only accredited school of public health in South Carolina.
- Fellowships, teaching and research assistantships, and/or tuition supplements are available for most doctoral students.
- Interdisciplinary collaboration within the School and University demonstrated by multiple dual and joint degrees as well as cross-discipline research areas.
- Research-oriented atmosphere: more than 75% of funded research and service projects were conducted with student involvement.
- Research and practice opportunities available through external collaborations with centers, institutes, and health related agencies and organizations.
- Doctoral program in exercise science recognized as “No. 1 in the USA” by the National Academy of Kinesiology.
- Distance education including online MPH professional program in Health Promotion, Education, and Behavior; MPH in Health Service Policy and Management; MS in Communication Sciences and Disorders, allowing working professionals to earn a master’s degree online.

¹Not every degree/non-degree program may be offered each semester or via each delivery type, and SOPHAS participation may vary by program. See the [Academic Program Finder](#) or the institution’s website for more information, including deadlines for each program. Be sure to visit the [Application Requirements](#) website for more information about the admissions requirements. Contact the [Admissions Office](#) with any questions.

²Indicates if a Public Health undergraduate degree or program is offered at the institution.

University of South Florida

College of Public Health

Tampa, FL | <http://publichealth.usf.edu> |
813.974.6505 | cophinfo@health.usf.edu

SOPHAS - Yes¹

UG Program Available – Yes²

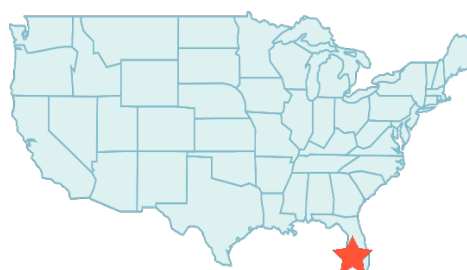
Graduate Student Body



Number of Students:

1 icon = 1-250 2 icons = 501-750
3 icons = 251-500 4 icons = 751+

Location



United States

Programs and Degrees¹

Advanced Practice Leadership in Public Health
DrPH
Applied Biostatistics
MPH
Behavioral Health
MPH; MSPH
Biostatistics
PhD
Communicable Disease Epidemiology & Global Health
MPH
Community and Family Health
PhD
Environmental & Occupational Health
MPH; MSPH; PhD
Epidemiology
MPH; MSPH; PhD
Epidemiology & Global
MPH
Epidemiology & Maternal and Child Health
MPH
Genetic Counseling
MSPH
Genomics
MSPH
Global Communicable Disease
MPH; MSPH; PhD
Global Disaster Management, Humanitarian Relief and Homeland
Security
MPH
Global Health Practice
MPH
Health Care Organizations and Management
MPH; MHA
Health Policies and Programs
MPH
Health Services Research
PhD
Health, Safety, and Environment
MPH
Infection Control
MPH
Maternal and Child Health
MPH; MSPH
Nutrition and Dietetics
MPH
Occupation Exposure Science
MSPH
Public Health and Clinical Laboratory Science
and Practice
DrPH
Public Health Education
MPH; MSPH
Public Health Practice
MPH
Social Marketing
MPH

Program Delivery¹

On-Campus; Online; Hybrid

Deadlines¹

Varies

Enrolling Semesters¹



Fall



Spring



Summer

Unique Program Attributes

- Founded in statute by the Florida Legislature in 1984, CPH is the first school of public health in the state.
- Degree-seeking students enrolled as of Spring 2019: 76% women; 41% underrepresented minorities; 58% Florida residents; 13% international.
- The CPH has 241 faculty. The college leads the nation with the most faculty and staff who earned the Certified in Public Health designation.
- Tampa is geographically located in a region that is ripe for examining tropical, neglected and emerging diseases like West Nile, Zika and Chikungunya.
- Through study abroad courses, international field experiences, and missions trips, CPH students annually travel to more than 20 countries, including Panama, Cuba, Canada, UK and Japan.
- A global resource with more than 10 centers and institutes addressing areas of public health importance such as maternal and child health, occupational health, violence prevention, behavioral health and biological threats.

¹Not every degree/non-degree program may be offered each semester or via each delivery type, and SOPHAS participation may vary by program. See the [Academic Program Finder](#) or the institution's website for more information, including deadlines for each program. Be sure to visit the [Application Requirements](#) website for more information about the admissions requirements. Contact the [Admissions Office](#) with any questions.

²Indicates if a Public Health undergraduate degree or program is offered at the institution.

Degrees listed in blue after the program

University of Southern California Programs in Public Health

Los Angeles, CA | mph.usc.edu |
323.442.7257 | mphusc@usc.edu



SOPHAS - Yes¹

UG Program Available – Yes²

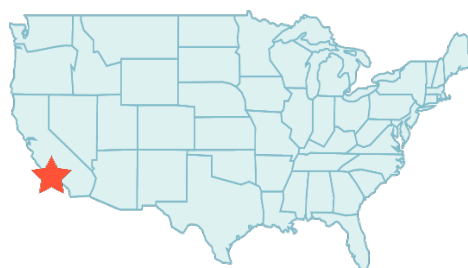
Graduate Student Body



Number of Students:

= 1-250
 = 501-750
 = 251-500
 = 751+

Location



United States

Programs and Degrees¹

Public Health

MPH; MPH/MSW; MPH/MPL; MPH/PhD –
Psychology (Clinical); MPH/PharmD;
MPH/MD; MSSE/MPH

Degrees listed in **blue** after the program

Program Delivery¹

On-Campus, Online

Deadlines¹

Spring: **10/1/2019**, Fall (Priority):
12/1/2019, Summer: **3/1/2020**,
Fall (Final): **5/1/2020**

Enrolling Semesters¹



Fall



Spring



Summer

Unique Program Attributes

The MPH program is in the Department of Preventive Medicine at the Keck School of Medicine at USC. The school's unique location in the heart of Los Angeles, diverse faculty research activities, and resources help create a rich educational environment for MPH students.

¹Not every degree/non-degree program may be offered each semester or via each delivery type, and SOPHAS participation may vary by program. See the [Academic Program Finder](#) or the institution's website for more information, including deadlines for each program. Be sure to visit the [Application Requirements](#) website for more information about the admissions requirements. Contact the [Admissions Office](#) with any questions.

²Indicates if a Public Health undergraduate degree or program is offered at the institution.

University of Texas Health Science Center at Houston (UTHealth) School of Public Health

Houston, Austin, Brownsville, Dallas, El Paso, & San Antonio, TX | sph.uth.edu |

713.500.9032 | sphadmissions@uth.tmc.edu



SOPHAS - Yes¹

UG Program Available – No²

Graduate Student Body



Number of Students:

1 = 1-250

2 = 501-750

3 = 251-500

4 = 751+

Location



United States

Program Delivery¹

On-Campus; Online

Deadlines¹

Varies

Enrolling Semesters¹



Fall



Spring



Summer

Programs and Degrees¹

Behavioral Sciences and Health Promotion

PhD

Biostatistics

MS; PhD

Community Health Practice

MPH; DrPH

Culinary Nutrition and Public Health*

Clinical Nutrition and Public Health*

Customized & Dual Degrees

MPH; MPH/MD; MPH/MS; MPH/MGPS;

MPH/MPAaff; MPH/MBA; MPH/MSSW;

MPH/JD; MPH/MSW; MPH/PhD; MPH/DD

Data Science & Advance Data Science*

Environmental Sciences (Environmental Disease
Prevention, Total Worker Health)

PhD

Epidemiology

MPH; PhD

Genomics and Bioinformatics*

Global Health*

Health Disparities*

Health Economics & Health Services Research

PhD

Health Promotion/Health Education

MPH; DrPH

Health Promotion Program Planning &
Evaluation*

Health Services Organizations

MPH

Healthcare Administration*

Healthcare Management

MPH

Healthcare Management & Health Policy

PhD

Leadership Theory & Practice*

Maternal & Child Health*

Occupational & Environmental Health

MPH

Public Health*

Public Health Informatics*

Degrees listed in blue after the program

*Offered only as Certificates

Unique Program Attributes

- University of Texas Health Science Center at Houston (UTHealth) School of Public Health has six campuses across Texas: Austin, Brownsville, Dallas, El Paso, Houston, San Antonio
- Our MPH in Healthcare Management Program was ranked No.1 in the 2018 Healthcare Management Degree Guide
- We are a top-ranked school of public health in the Southwestern U.S.
- We collaborate with many universities in the state and our dual-degree programs are growing every year
- Our fifteen (15) research centers focus on specialized needs in diverse areas of public health
- Over 150 scholarships, traineeships and fellowships are available to our students
- Our tuition is the lowest among the top-ranked schools of public health making us the best value in public health education

¹Not every degree/non-degree program may be offered each semester or via each delivery type, and SOPHAS participation may vary by program. See the [Academic Program Finder](#) or the institution's website for more information, including deadlines for each program. Be sure to visit the [Application Requirements](#) website for more information about the admissions requirements. Contact the [Admissions Office](#) with any questions.

²Indicates if a Public Health undergraduate degree or program is offered at the institution.

University of Texas Medical Branch at Galveston Graduate Program in Public Health

Galveston, TX | pmch.utmb.edu |
409.772.6635 | alanton@utmb.edu

SOPHAS - Yes¹

UG Program Available – No²

Graduate Student Body



Number of Students:

= 1-250
 = 501-750
 = 251-500
 = 751+

Location



United States

Programs and Degrees¹

Aerospace Medicine
 MPH
 Biostatistics
 MPH
 Epidemiology
 MPH
 Population Health Sciences
 PhD
 Rehabilitation Sciences
 PhD

Degrees listed in blue after the program

Program Delivery¹

On-Campus

Deadlines¹

Review of Applications (PhD):

11/1/2019,

Review of All Semesters (MPH):

9/1/2019

Enrolling Semesters¹



Fall



Spring



Summer

Unique Program Attributes

- Our program is noted for its small class size, close mentoring, and access to a broad spectrum of research areas.
- We offer an accelerated one year program option of the MPH in Epidemiology for students who have at least two years of full-time, post-baccalaureate, health-related work experience OR a graduate degree in a field aligned with public health.
- We offer a two semester non-degree Public Health Certificate.
- Starting Fall 2019, the GRE is no longer required to apply.

¹Not every degree/non-degree program may be offered each semester or via each delivery type, and SOPHAS participation may vary by program. See the [Academic Program Finder](#) or the institution's website for more information, including deadlines for each program. Be sure to visit the [Application Requirements](#) website for more information about the admissions requirements. Contact the [Admissions Office](#) with any questions.

²Indicates if a Public Health undergraduate degree or program is offered at the institution.

University of Toledo

Master of Public Health Program

Toledo, OH | utoledo.edu/hhs/master-of-public-health/ |
419.383.5356 | publichealth@utoledo.edu

SOPHAS - Yes¹

UG Program Available – Yes²

Graduate Student Body

Data Not
Available

Number of Students:

 = 1-250
   = 501-750
 = 251-500
   = 751+

Location



United States

Programs and Degrees¹

Public Health Generalist
MPH

Degrees listed in blue after the program

Program Delivery¹

On-Campus

Deadlines¹

See Website

Enrolling Semesters¹



Fall



Spring

Unique Program Attributes

- See Website

¹Not every degree/non-degree program may be offered each semester or via each delivery type, and SOPHAS participation may vary by program. See the [Academic Program Finder](#) or the institution's website for more information, including deadlines for each program. Be sure to visit the [Application Requirements](#) website for more information about the admissions requirements. Contact the [Admissions Office](#) with any questions.

²Indicates if a Public Health undergraduate degree or program is offered at the institution.

University of Vermont

Larner College of Medicine

MPH Program

Burlington, VT | learn.uvm.edu/program/public-health-at-uvm/master-of-public-health/
802.656.2156 | lisa.lamantia@med.uvm.edu

SOPHAS - Yes¹

UG Program Available – No²

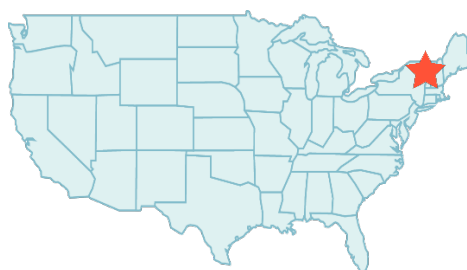
Graduate Student Body



Number of Students:

1-250
251-500
501-750
751+

Location



United States

Programs and Degrees¹

Behavioral Science/Health Education
MPH
Biostatistics
MPH
Environmental Health
MPH
Epidemiology
MPH; Certificate
Global and Environmental Health
Certificate
Health Services Administration
MPH
Healthcare Management and Policy
Certificate
Public Health
MPH; Certificate

Degrees listed in blue after the program

Program Delivery¹

Online

Deadlines¹

Varies

Enrolling Semesters¹



Fall



Summer

Unique Program Attributes

- Flexible, online courses allow participants to balance their personal and professional commitments while completing the MPH degree so many students continue to work while enrolled. The program addresses current public health and policy issues that participants may be facing at work, while providing a strong foundation in population health sciences.
- Our program leads to a Generalist MPH degree focused on excellence in: Environmental Public Health Sciences; Quantitative Public Health Sciences; Health Policy, Leadership, Advocacy; and Global Health.
- Program faculty are primarily from the Larner College of Medicine and they have diverse public health expertise and backgrounds, with over 50 percent currently working in public health or health care beyond the University setting. This real-world experience enhances the student experience.
- Personalized Career Services and Coaching begins during their Orientation and continues through graduation and beyond.
- Working directly with a faculty mentor each student completes a mentored research project for a public health agency using large public health data sets and represents their findings in an innovative virtual public health poster session and a draft manuscript.

¹Not every degree/non-degree program may be offered each semester or via each delivery type, and SOPHAS participation may vary by program. See the [Academic Program Finder](#) or the institution's website for more information, including deadlines for each program. Be sure to visit the [Application Requirements](#) website for more information about the admissions requirements. Contact the [Admissions Office](#) with any questions.

²Indicates if a Public Health undergraduate degree or program is offered at the institution.



Charlottesville, VA | med.virginia.edu/phs |
434.924.8646 | phsdegrees@virginia.edu

SOPHAS - Yes¹

UG Program Available – No²

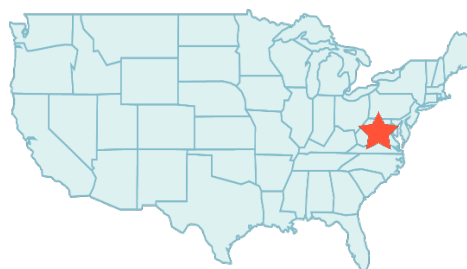
Graduate Student Body

**Data Not
Available**

Number of Students:

👤 = 1-250 👤👤 = 501-750
👤👤 = 251-500 👤👤👤 = 751+

Location



United States

Programs and Degrees¹

Clinical Research

MS; MS/MD

Public Health

MPH; MPH/MD; MPH/JD; MPH/MPP;

MPH/MBA

Degrees listed in **blue** after the program

Program Delivery¹

On-Campus

Deadlines¹

All Applications: **3/1/2020**

Enrolling Semesters¹



Fall

Unique Program Attributes

- The UVA MPH program offers an individualized and interdisciplinary experience that focuses on the competencies professionals need to improve the health of communities and individuals.
- The curriculum provides graduate professionals training in quantitative and qualitative research methodologies; health policy, law and ethics; and translational and community-based research and community engagement strategies.

¹Not every degree/non-degree program may be offered each semester or via each delivery type, and SOPHAS participation may vary by program. See the [Academic Program Finder](#) or the institution's website for more information, including deadlines for each program. Be sure to visit the [Application Requirements](#) website for more information about the admissions requirements. Contact the [Admissions Office](#) with any questions.

²Indicates if a Public Health undergraduate degree or program is offered at the institution.

University of Washington School of Public Health

Seattle, WA | sph.washington.edu/ |
206.685.3057 | sphsas@uw.edu

SOPHAS - Yes¹

UG Program Available – Yes²

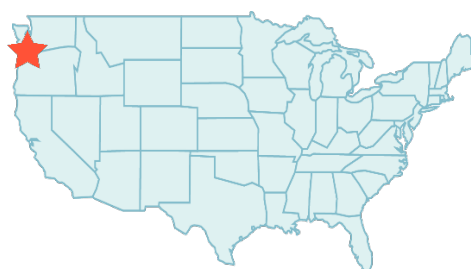
Graduate Student Body



Number of Students:

= 1-250
 = 501-750
 = 251-500
 = 751+

Location



United States

Program Delivery¹

[See Website](#)

Deadlines¹

[See Website](#)

Enrolling Semesters¹

[See Website](#)

Programs and Degrees¹

Biostatistics
 MPH; MS; PhD
 Environmental & Occupational Health
 MPH; MS; PhD
 Epidemiology
 MPH; MS; PhD
 Epidemiology – Genetic Epidemiology
 MPH
 Epidemiology – Global Health Track
 MPH
 Epidemiology – Maternal & Child Health
 Track - MPH
 Global Health
 MPH; PhD
 Global Health: Health Metrics Evaluation
 MPH
 Global Health: Leadership, Policy &
 Management - MPH
 Health Administration
 MHA; Executive MHA
 Health Informatics & Information Management
 MHIHM
 Health Services: General Focus
 MPH; MS; Executive MPH; PhD
 Health Services: Health Systems & Policy
 MPH
 Health Services: Maternal & Child Health
 MPH
 Health Services: Social & Behavioral Sciences
 MPH
 Nutritional Sciences
 MPH; MS; PhD
 Nutritional Sciences/Graduate Coordinated
 Program in Dietetics
 MPH; MS
 Occupational & Environmental Medicine
 MPH; MS
 Pathobiology
 PhD
 Public Health Genetics
 MPH; PhD

Unique Program Attributes

- Located in Seattle, an epicenter of technology and global health, the University of Washington School of Public Health partners with leading organizations such as the Bill & Melinda Gates Foundation, PATH and the Fred Hutch research center.
- Students can engage in wide-ranging practicum/capstone opportunities at nearly 200 affiliated organizations, including public health departments, school districts and tribal agencies.
- Our Department of Global Health has research projects in 130 countries.
- We offer more than 60 degree programs or certificates across five departments, six interdisciplinary programs and more than 50 centers and institutes.
- The UW SPH is a pioneer in creating a new anti-racism curriculum competency for all students to be able to “recognize the means by which social inequities and racism, generated by power and privilege, undermine health.”
- We are working with departments and schools across the University of Washington campus on a groundbreaking 25-year Population Health Initiative to advance the health of people around the world. The initiative offers student scholarship and travel awards and is funding a new state-of-the art facility that will house most of the School of Public Health starting in 2020.

¹Not every degree/non-degree program may be offered each semester or via each delivery type, and SOPHAS participation may vary by program. See the [Academic Program Finder](#) or the institution's website for more information, including deadlines for each program. Be sure to visit the [Application Requirements](#) website for more information about the admissions requirements. Contact the [Admissions Office](#) with any questions.

²Indicates if a Public Health undergraduate degree or program is offered at the institution.

Degrees listed in blue after the program


JOSEPH J. ZILBER School of Public Health

Milwaukee, WI | uwm.edu/publichealth/ |

SOPHAS - Yes¹

UG Program Available - Yes²

Graduate Student Body



Location



United States

Program Delivery¹

On-campus

Deadlines¹

MPH/MSW – **Fall**, Biostatistics MS – **Fall**,
Interprofessional Graduate Certificate in Public
and Population Health – **Fall and Spring**

Enrolling Semesters¹



Fall

Spring

Programs and Degrees¹

Biostatistics
MPH; PhD
Community & Behavioral Health Promotion
MPH; PhD
Environmental Health Sciences
MPH; PhD
Epidemiology
MPH; PhD
Public Health
Graduate Certificate
Public Health Policy & Administration
MPH

Degrees listed in blue after the program

Unique Program Attributes

- Zilber School of Public Health emphasizes on health equity, social and environmental justice, and community partnerships from its unique location in downtown Milwaukee.
- Our students build practical knowledge and skills, including the applied use of public health research to promote population health and health equity.
- Our faculty, students, and alumni advance population health, health equity, and social and environmental justice among diverse communities in Milwaukee, the state of Wisconsin, and beyond.
- We also advance population health through education, research, community engagement, and advocacy for health-promoting policies and strategies.
- Zilber School of Public Health is committed to carrying out the following values: Integrity, Accountability, Collaboration, Diversity and Inclusion, Health Equity, and Social and Environmental Justice.
- The first and only accredited School of Public Health in the state of Wisconsin.
- UWM is designated one of only 115 "R1" universities in the nation, due to the high level and quality of research by the *Carnegie Classification of Institutions of Higher Education*.

¹Not every degree/non-degree program may be offered each semester or via each delivery type, and SOPHAS participation may vary by program. See the [Academic Program Finder](#) or the institution's website for more information, including deadlines for each program. Be sure to visit the [Application Requirements](#) website for more information about the admissions requirements. Contact the [Admissions Office](#) with any questions.

²Indicates if a Public Health undergraduate degree or program is offered at the institution.

Upstate Master of Public Health Program

Syracuse, NY | upstate.edu/mph |
315.464.4570 | admissfa@upstate.edu

SOPHAS - Yes¹

UG Program Available – No²

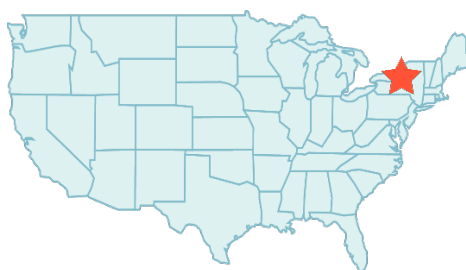
Graduate Student Body



Number of Students:

= 1-250
 = 501-750
 = 251-500
 = 751+

Location



United States

Programs and Degrees¹

Public Health
 MPH; MPH/MD
 Advanced Study of Public health
 Certificate

Degrees listed in **blue** after the program

Program Delivery¹

On-Campus

Deadlines¹

5/1/2020

Enrolling Semesters¹



Fall

Unique Program Attributes

- The MPH Program is a CEPH-accredited degree program of Upstate Medical University.
- The program offers two concentrations: one in Data and Analytics and the other in Population Health for Clinicians (MD/MPH track and clinicians only).
- Students pay the affordable SUNY graduate tuition rate.
- Part of an academic medical center, the program is centered within the College of Medicine and works closely with clinical departments and Upstate University Hospital.
- Small class sizes facilitate student learning and allow students individual access to our expert faculty.
- A diverse student body and varied faculty interests enrich classroom discussion and learning experiences.
- Students complete their "Applied Practice Experience" at sites locally, regionally, nationally, and internationally. Partnerships with programs that serve special populations, including global health, refugee health, rural health, and urban health allow students additional opportunities to volunteer and apply what's learned in the classroom.

¹Not every degree/non-degree program may be offered each semester or via each delivery type, and SOPHAS participation may vary by program. See the [Academic Program Finder](#) or the institution's website for more information, including deadlines for each program. Be sure to visit the [Application Requirements](#) website for more information about the admissions requirements. Contact the [Admissions Office](#) with any questions.

²Indicates if a Public Health undergraduate degree or program is offered at the institution.

Vanderbilt University


Institute for Medicine and Public Health

Nashville, TN | medschool.vanderbilt.edu/mph |
615.343.6338 | mph@vanderbilt.edu

SOPHAS - Yes¹



Graduate Student Body



Location



United States

Programs and Degrees¹

Epidemiology
MPH
Global Health
MPH
Health Policy
MPH

Degrees listed in blue after the program

Program Delivery¹

On-Campus

Deadlines¹

Varies

Enrolling Semesters¹



Fall

Unique Program Attributes

- Small program size with 20-30 incoming students every fall
- Student-to-faculty ratio is 2:1
- Individualized program allows students to pursue their specific interests and career goals
- Support and mentorship from committed faculty members invested in each student's success
- David Satcher Public Health Scholars Program provides tuition support to students from under-represented backgrounds
- No. 8 ranking in total NIH grant support among U.S. medical schools
- No. 14 ranking in U.S. News & World Report's annual list of top universities in the country

¹Not every degree/non-degree program may be offered each semester or via each delivery type, and SOPHAS participation may vary by program. See the [Academic Program Finder](#) or the institution's website for more information, including deadlines for each program. Be sure to visit the [Application Requirements](#) website for more information about the admissions requirements. Contact the [Admissions Office](#) with any questions.

Virginia Commonwealth University

MPH Program

Richmond, VA | medschool.vcu.edu/audience/prospective/ |
804.828.9785 | publichealth@vcuhealth.org



SOPHAS - Yes¹

UG Program Available - No²

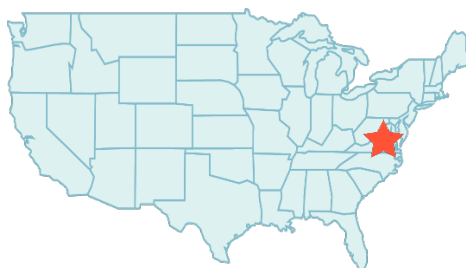
Graduate Student Body



Number of Students:

1 person icon = 1-250 2 people icons = 501-750
3 people icons = 251-500 4 people icons = 751+

Location



United States

Programs and Degrees¹

Epidemiology
PhD
Healthcare Policy and Research
PhD
Public Health Generalist
MPH; MPH/MD; MPH/MSW; MPH/PharmD
Social and Behavioral Sciences
PhD

Degrees listed in blue after the program

Program Delivery¹

On-Campus

Deadlines¹

Epidemiology PhD: **2/3/2020**,
Healthcare Policy and Research PhD: **1/17/2020**,
Social and Behavioral Sciences PhD: **1/17/2020**,
Public Health Generalist: **3/1/2020**

Enrolling Semesters¹



Fall

Unique Program Attributes

- VCU is one of only 54 universities nationwide to be designated by the Carnegie Foundation as "Community Engaged" with "Very High Research Activity"
- VCU is a top 100 National Science Foundation research university
- VCU offers Virginia's only doctoral epidemiology program, with up to four years of full funding and stipend
- VCU's MPH Program was the first accredited program in Virginia and has been graduating students since 1991
- Teaching and mentoring are our priorities, and we provide one-to-one access to students
- Our academic public health departments offer part-time research assistant opportunities for students
- Our graduate programs have close working relationships with the state health agencies and students have opportunities to engage in health policy in the Virginia General Assembly
- We prepare graduates to work in local, state, and federal public health agencies; academia; private industry; and non-profit organizations
- Business Insider (2017) named Richmond the "No. 5 hippest city in the U.S. everyone under 30 wants to move to"

¹Not every degree/non-degree program may be offered each semester or via each delivery type, and SOPHAS participation may vary by program. See the [Academic Program Finder](#) or the institution's website for more information, including deadlines for each program. Be sure to visit the [Application Requirements](#) website for more information about the admissions requirements. Contact the [Admissions Office](#) with any questions.

²Indicates if a Public Health undergraduate degree or program is offered at the institution.



Blacksburg, VA | publichealth.vt.edu/ |

540.231.3945 | phs@vt.edu



SOPHAS - Yes¹

UG Program Available – Yes²

Graduate Student Body



Number of Students:

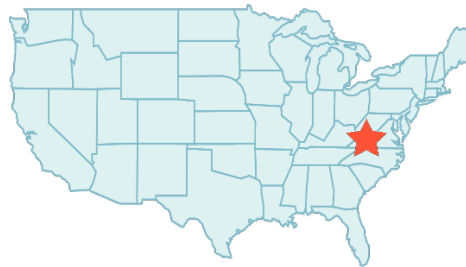
1 = 1-250

2 = 501-750

3 = 251-500

4 = 751+

Location



United States

Programs and Degrees¹

Infectious Disease

MPH; DVM/MPH; MD/MPH

BSPH/MPH; BS/MPH; BA/MPH

Public Health Education

MPH; MD/MPH

BSPH/MPH; BS/MPH; BA/MPH

Population Health Sciences

PhD

Public Health

Certificate

Degrees listed in blue after the program

Program Delivery¹

On-Campus

Deadlines¹

Priority: **January 5**

As Space Allows: **March 1**

Enrolling Semesters¹



Fall

Unique Program Attributes

- Virginia Tech is a public land-grant institution, the commonwealth's most comprehensive university and its leading research institution.
- Located in Blacksburg, VA, which is nestled between mountain ranges that provide access to an abundance of outdoor amenities and within a day's drive to major cities up and down the east coast.
- First CEPH-accredited MPH program in a veterinary college.
- Delivered in partnership with a school of medicine.
- Signature research and practice areas include One Health and rural/Appalachian health.
- Small student to faculty ratio. All students are advised by a public health faculty member who provides career and academic mentoring.
- Program design is flexible for students to explore different academic interests. Students have access to over 70 Virginia Tech Graduate Certificates.
- Virginia Tech's motto, Ut Prosim, "That I May Serve," has been adopted as a program core value. Students and faculty engage in research, practice, and volunteer work in our surrounding communities in Southwest and Southside Virginia, the Commonwealth, Central Appalachia, the Nation and the World.

¹Not every degree/non-degree program may be offered each semester or via each delivery type, and SOPHAS participation may vary by program. See the [Academic Program Finder](#) or the institution's website for more information, including deadlines for each program. Be sure to visit the [Application Requirements](#) website for more information about the admissions requirements. Contact the [Admissions Office](#) with any questions.

²Indicates if a Public Health undergraduate degree or program is offered at the institution.

Walden University

Master of Public Health Program

Minneapolis, MN | waldenu.edu/programs/health |

866.492.5336



SOPHAS - No¹

UG Program Available – Yes²

Graduate Student Body



Number of Students:

= 1-250
 = 501-750
 = 251-500
 = 751+

Location



United States

Programs and Degrees¹

HealthCare Administration

MHA

Health Education & Promotion

MS, PhD

Public Health

MPH, DrPH, PhD, Certificate

Degrees listed in **blue** after the program

Program Delivery¹

Online

Deadlines¹

Varies

Enrolling Semesters¹



Fall



Winter



Spring



Summer

Unique Program Attributes

- Walden's School of Health Sciences features a distinguished faculty of scholars, researchers, and professionals with public- and private-sector experience. They blend academic theory, firsthand knowledge, and an exploration of the latest trends and legislation to broaden your perspective on healthcare issues and best practices.
- Our online public health degree programs can empower you to promote positive change—in your organization, your neighborhood, and the world. We employ an innovative scholar-practitioner model to equip you with the competencies you need to educate, motivate, and advocate for healthier communities.
- See website for additional information: waldenu.edu/programs/health.

¹Not every degree/non-degree program may be offered each semester or via each delivery type, and SOPHAS participation may vary by program. See the [Academic Program Finder](#) or the institution's website for more information, including deadlines for each program. Be sure to visit the [Application Requirements](#) website for more information about the admissions requirements. Contact the [Admissions Office](#) with any questions.

This institution is an applicant for CEPH Accreditation.

Washington University in St. Louis – Brown School Public Health Program

St. Louis, MO | brownschool.wustl.edu/MPH |
314.935.6676 | brownadmissions@wustl.edu



SOPHAS - Yes¹

UG Program Available – No²

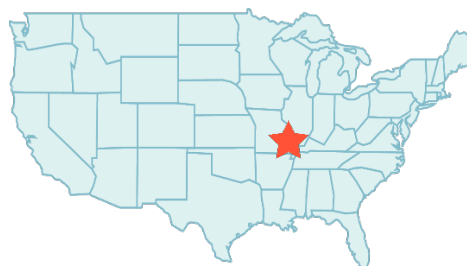
Graduate Student Body



Number of Students:

1 person icon = 1-250 2 person icons = 501-750
3 person icons = 251-500 4 person icons = 751+

Location



United States

Programs and Degrees¹

Epidemiology & Biostatistics
MPH
Generalist
MPH
Global Health
MPH
Health Policy Analysis
MPH
Mental & Behavioral Health
MPH
Public Health & Anthropology
MPH/PhD
Public Health & Business Administration
MPH/MBA
Public Health & Law
MPH
Public Health & Medicine
MPH/MD
Public Health & Occupational Therapy
MPH/MSOT
Public Health & Social Work
MPH/MSW
Urban Design
MPH
Violence & Injury Prevention
Certificate

Degrees listed in blue after the program

Program Delivery¹ On-Campus

Deadlines¹

PhD: **12/1/2019**, MPH Early Action:
12/15/2019, MPH Regular: **3/1/2020**,
MPH Rolling Admissions After:
3/1/2020

Enrolling Semesters¹



Fall

Unique Program Attributes

- The Brown School at Washington University in St. Louis prepares the next generation of public health professional to transform health outcomes and drive health equity for all populations.
- A hallmark of our curriculum is a commitment to transdisciplinary problem solving (TPS). Through TPS-focused coursework, students learn to engage pressing and complex public health issues in collaborative and sustainable ways.
- Washington University in St. Louis is recognized as one of the nation's premier research institutions. Brown School students engage in outstanding research opportunities based locally, nationally and globally. They conduct research alongside faculty, in collaboration with the School's many research centers and at the top-ranked School of Medicine.
- Applicants who have earned a bachelor's degree in public health are eligible to enter the Brown School's program with Advanced Standing status, and may complete the program in three semesters.

¹Not every degree/non-degree program may be offered each semester or via each delivery type, and SOPHAS participation may vary by program. See the [Academic Program Finder](#) or the institution's website for more information, including deadlines for each program. Be sure to visit the [Application Requirements](#) website for more information about the admissions requirements. Contact the [Admissions Office](#) with any questions.

²Indicates if a Public Health undergraduate degree or program is offered at the institution.

West Virginia University School of Public Health



Morgantown, WV | publichealth.wvu.edu |
304.293.2502 | sph@hsc.wvu.edu



SOPHAS - Yes¹

UG Program Available - Yes²

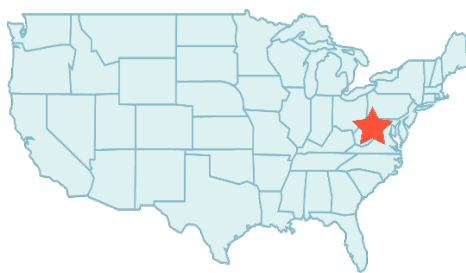
Graduate Student Body



Number of Students:

1 person icon = 1-250 3 person icons = 501-750
2 person icons = 251-500 4 person icons = 751+

Location



United States

Programs and Degrees¹

Applied Biostatistics
Certificate
Biostatistics
MPH; MS
Epidemiology
MPH; PhD
Health Policy
MPH
Occupational & Environmental Health
Sciences
MPH; PhD
Social & Behavioral Sciences
MPH; PhD

Degrees listed in blue after the program

Program Delivery¹

On-Campus

Deadlines¹

Doctoral: **12/15/2019**, International
Masters: **4/1/2020**; Final: **6/1/2020**

Enrolling Semesters¹



Fall

Unique Program Attributes

- We are the only CEPH accredited School of Public Health in West Virginia.
- Faculty specialty areas include diabetes self-management, occupational injuries and assaults, racial disparities, health effects of hydraulic fracking, mindfulness, childhood obesity, tobacco disparities, self-injury mortality and substance abuse.
- In 2016, we welcomed our Occupational Medicine colleagues into the School of Public Health which expands our public health efforts into industry and business – and makes us unique in being a School of Public Health with a clinical practice.

¹Not every degree/non-degree program may be offered each semester or via each delivery type, and SOPHAS participation may vary by program. See the [Academic Program Finder](#) or the institution's website for more information, including deadlines for each program. Be sure to visit the [Application Requirements](#) website for more information about the admissions requirements. Contact the [Admissions Office](#) with any questions.

²Indicates if a Public Health undergraduate degree or program is offered at the institution.



Boonshoft
School of Medicine
WRIGHT STATE UNIVERSITY

Master of Public Health

Kettering, OH | medicine.wright.edu/mph |
937.774.1427 | lori.metivier@wright.edu



SOPHAS - Yes¹

UG Program Available - Yes²

Graduate Student Body



Number of Students:

= 1-250 = 501-750
 = 251-500 = 751+

Location



United States

Programs and Degrees¹

Aerospace Medicine
Certificate
Emergency Public Health
Certificate
Epidemiology
Certificate
Global Health
Certificate
Health Care Management
Certificate
Health Promotion & Education
MPH
Population Health
MPH
Public Health Leadership
Certificate

Degrees listed in blue after the program

Program Delivery¹

On-Campus

Deadlines¹

Priority: **2/3/2020**, First Consideration:
4/1/2020, Final: **7/1/2020**

Enrolling Semesters¹



Fall

Unique Program Attributes

- Community-based partnerships with 28 health districts in SW and Central Ohio
- Interdisciplinary educational program with seven academic division within Wright State
- Diverse student body, i.e. working professionals, recent undergraduates, international students, USAF physicians, and medical students
- Evening courses
- See [website](#) for more information

¹Not every degree/non-degree program may be offered each semester or via each delivery type, and SOPHAS participation may vary by program. See the [Academic Program Finder](#) or the institution's website for more information, including deadlines for each program. Be sure to visit the [Application Requirements](#) website for more information about the admissions requirements. Contact the [Admissions Office](#) with any questions.

²Indicates if a Public Health undergraduate degree or program is offered at the institution.



New Haven, CT | publichealth.yale.edu |
203.785.2844 | ysph.admissions@yale.edu



SOPHAS - Yes¹

UG Program Available – No²

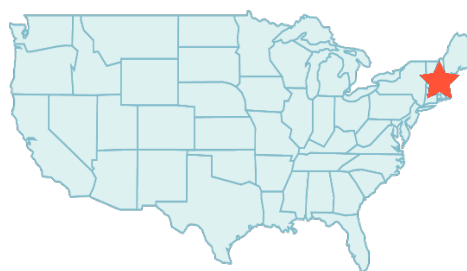
Graduate Student Body



Number of Students:

= 1-250
 = 501-750
 = 251-500
 = 751+

Location



United States

Program Delivery¹

On-Campus

Deadlines¹

MPH, PhD and MS: **12/15/2019**; Joint Degrees: **Varies**

Enrolling Semesters¹



Fall



Summer

Programs and Degrees¹

Accelerated MPH/MBA
 Advanced Professional MPH
 Biostatistics
 MPH; MS; PhD
 Chronic Disease Epidemiology
 MPH; MS; PhD
 Environmental Health Sciences
 MPH; PhD
 Epidemiology of Infectious Diseases
 MS
 Epidemiology of Microbial Diseases
 MPH; PhD
 Health Care Management
 MPH
 Health Informatics
 MS
 Health Policy
 MPH
 Health Policy & Management
 PhD
 Social & Behavioral Sciences
 MPH; PhD
 Add-on Concentrations:
 Global Health
 Public Health Modeling
 Regulatory Affairs

Degrees listed in **blue** after the program

In addition to the degrees listed, programs may also be completed as part of some or all of the following joint degree programs:
MPH/MDIV; MPH/MESC; MPH/MF;
MPH/MFS; MPH/MA; MPH/JD; MPH/MBA;
MPH/MD; MPH/MSN; MPH/PA; MPH/MEM

PhD and MS programs in public health are offered through **Yale Graduate School of Arts & Sciences**

Unique Program Attributes

- At the Yale School of Public Health, we foster the supportive environment students need to succeed, the dedicated assistance they need to achieve their professional goals, and the network of relationships that will benefit them throughout their lifetime
- Since our founding in 1915, YSPH has made numerous important health contributions; trained thousands of researchers, practitioners, administrators and educators; and is currently working on some of the most important health challenges facing the world today
- Our selective class size fosters close ties with faculty, classmates, alumni and staff
- The student to faculty ratio of 3.3:1 enables our faculty to provide the best possible education to future generations of public health professionals

¹**Not every degree/non-degree program may be offered each semester or via each delivery type, and SOPHAS participation may vary by program.** See the [Academic Program Finder](#) or the institution's website for more information, including deadlines for each program. Be sure to visit the [Application Requirements](#) website for more information about the admissions requirements. Contact the [Admissions Office](#) with any questions.

²**Indicates if a Public Health undergraduate degree or program is offered at the institution.**