

MODULE 2: Circuits, Signals and the Analog Discovery Board

SUMMER CHALLENGE

Electrical Engineering: Smart Lighting

Prachi Shukla

PhD Candidate

Boston University

prachis@bu.edu

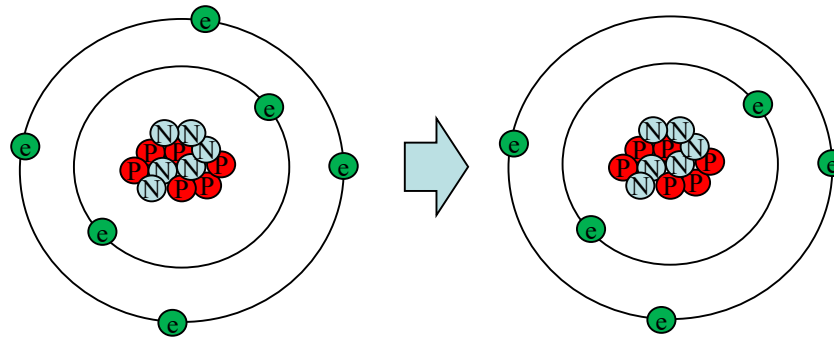
Overview

- Voltage and current
- Smart Lighting Kit
- What is a signal?
- Generating & observing signals
- Experiments
 - Using the Analog Discovery board & WaveForms
 - Time Domain Signals
 - Frequency Domain

Static Electricity

■ Atoms vs Ions

- Atoms consist of neutrons, protons, and electrons
- Neutrons are neutral, protons are positive, electrons are negative
- Ions are electrically charged atoms
 - (more or less electrons than protons)



■ Charge

- Measure of the difference in protons and electrons
- Typically measured in *Coulombs* [C]
- Charge causes objects to experience an attractive or repulsive force

“Dynamic” Electricity

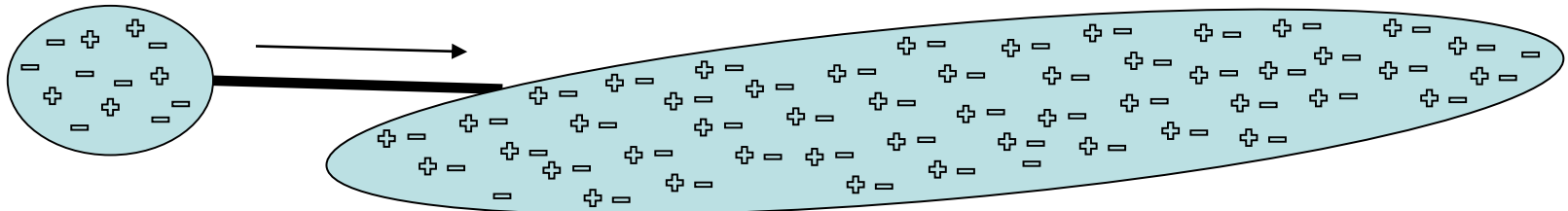
■ Insulators and Conductors

- Electrons in insulators have little freedom to move
- Electrons in conductors easily move from atom to atom
- **Insulators:** Rubber, Cotton, Wood, etc.
- **Conductors:** Silver, Copper, aluminum, etc.



■ Electric Current

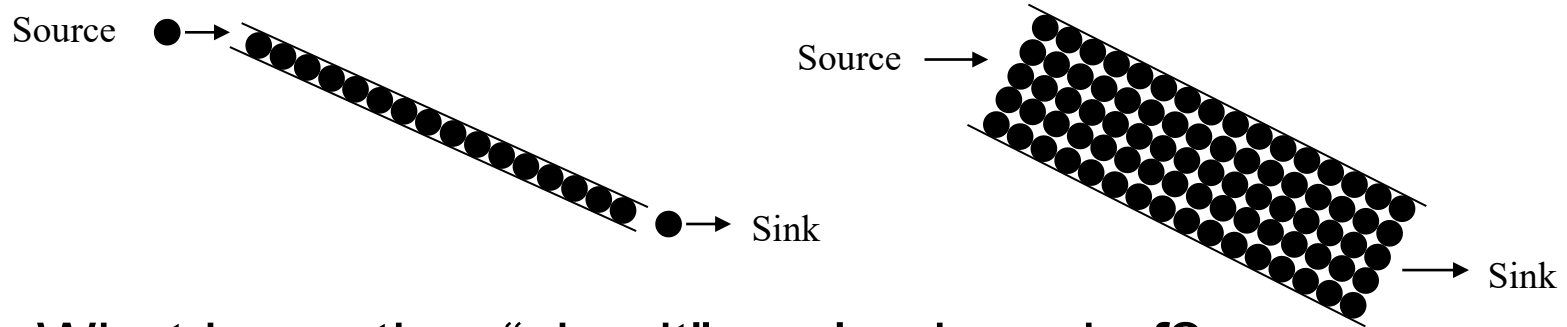
- Electric force tends to disperse charge if possible



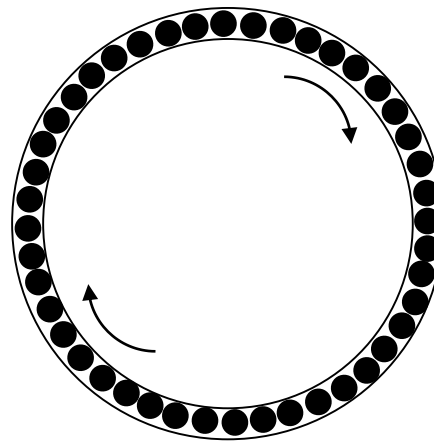

- Current is the rate of flow of charge
- Current is measured in Amperes [A] or [C/s]
- Current is *opposite* the flow of electrons!

Circuits

- Continuous flow requires an “infinite” source of electrons



- What is another “circuit” you’ve heard of?

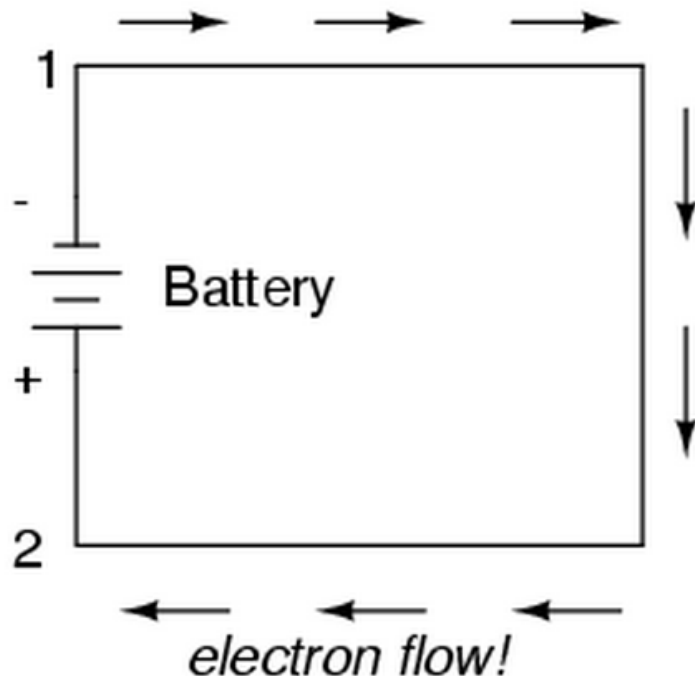


What is flow rate of marbles in this scenario?

What is missing?

Voltage

- Electric Potential, or *Voltage* [V], is the Electric PE per unit charge
- Batteries are a source of voltage
 - Act as the “pump” in an electric circuit



Buildup of charge at the battery terminal forces electrons to move through the circuit

Electrons flow from the negative terminal to the positive terminal

Voltage

- Another Analogy: Water Slide
 - Pump moves water back to the top
 - Pumping water to the top requires energy
 - This increases the *Potential Energy* of the water
 - As water flows down the slide, it releases stored energy
 - Water at the top of higher slides has more PE relative to ground



Voltage

■ Differential

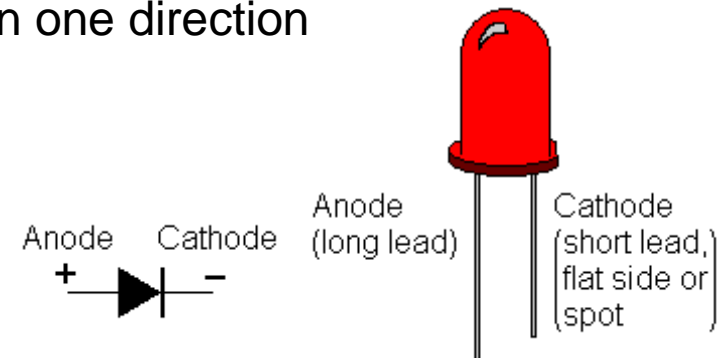
- Potential energy is related to the “drop” from one level to another
- Voltage is the electric potential *difference* between two points

■ Ground

- In the water slide analogy, the ground can be a common reference
- Similarly, electrical “ground” can be a common reference
- Ground isn’t always exactly the same across devices!

■ Polarity

- Some devices only allow current to flow in one direction
- LEDs are polarized components.



Teams

- Team 1: Sean and Ricky
- Team 2: Yutong and Becca
- Team 3: Genie and Charlotte
- Team 4:
- Team 5:
- Team 6:
- Team 7:
- Team 8:

Smart Lighting Kit



Smart Lighting Lab kit contents:

- 2 AD Boards
- 2 Arduino Boards
- 2 USB to microB-USB cables
- 2 Breadboards
- 2 Wiring kits
- Lens
- Flashlight
- Tape measure
- Protractor
- Headphones
- Parts Kit
 - Resistors and capacitors
 - Red, green and white LEDs
 - Photodiode(PD)
 - Operational amplifier (Op-Amp)
 - Exclusive-OR (XOR) gate
- Transceiver printed circuit board (PCB)
 - Board Components
 - 2 USB to serial cables (FTDI)

Course website:

<https://www.bu.edu/peaclab/BUSC19/>

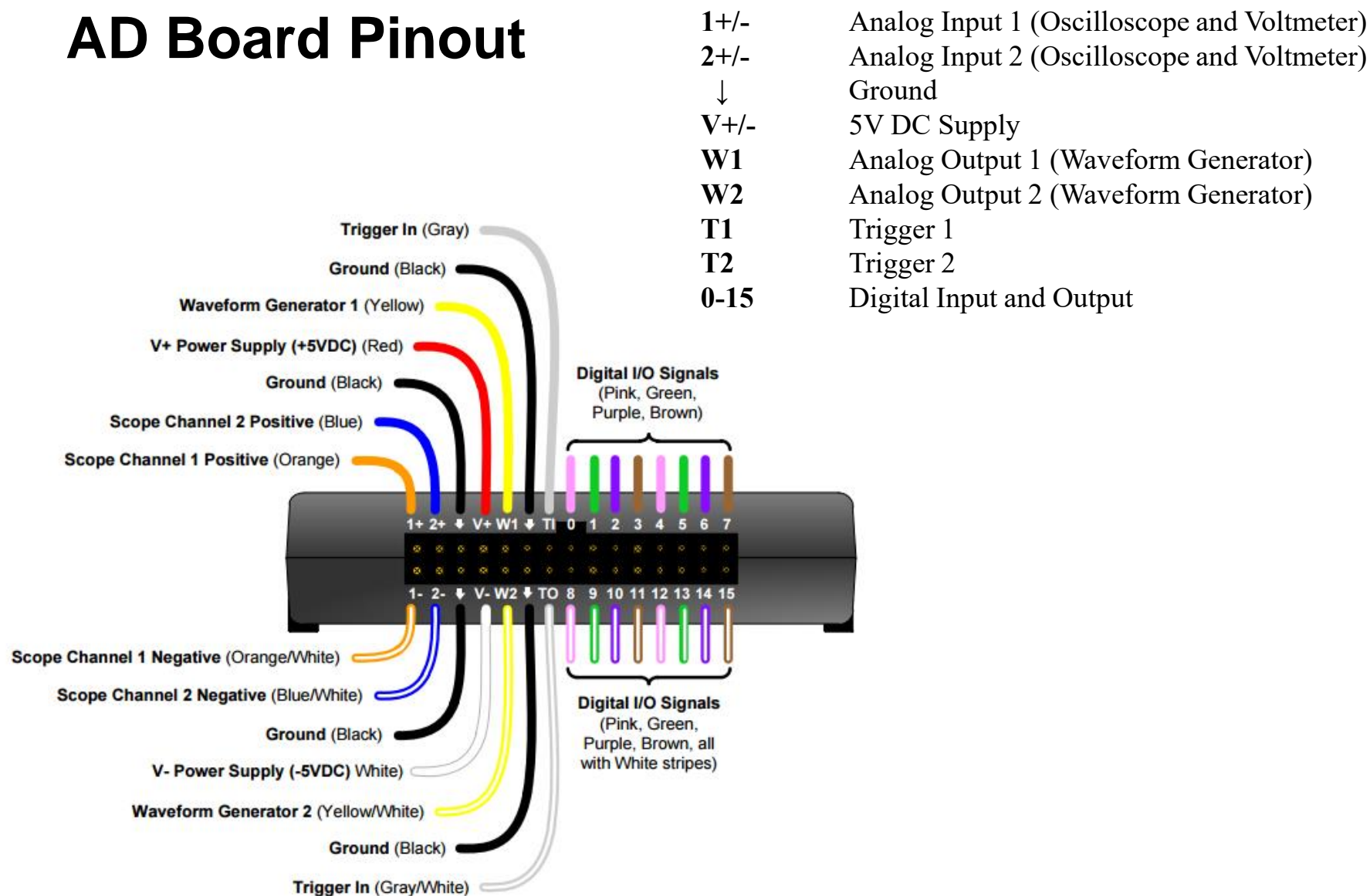
WaveForms Project:

www.digilentinc.com/WaveForms/



Department of Electrical & Computer Engineering

AD Board Pinout

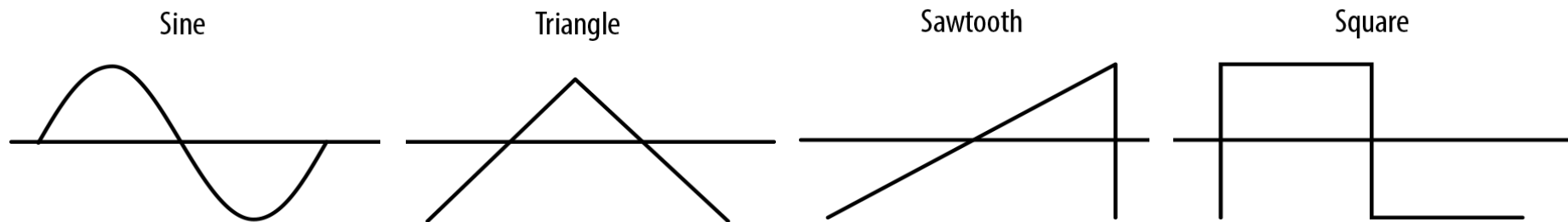


Experiment I

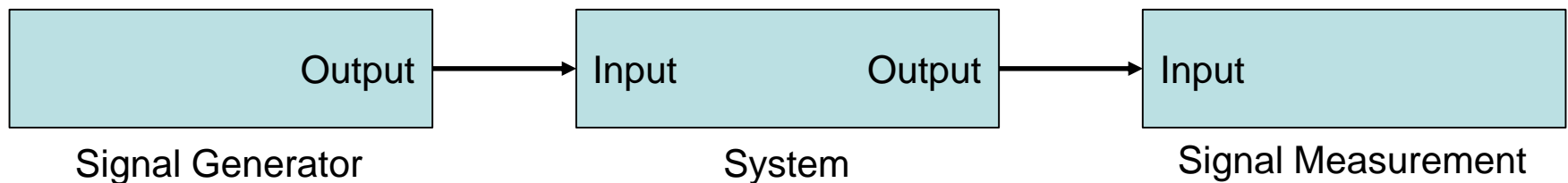
- WaveForms Introduction
- Digital I/O

Signal Analysis

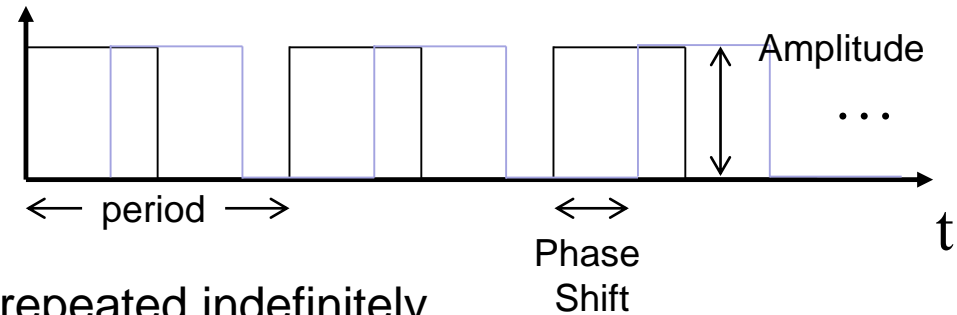
- What is “Time Domain”
- Types of Signals
 - As EE's, we want to convert to ELECTRICAL signals (voltage, current)!
- Digital vs Analog (Discrete vs Continuous)



- Input vs Output



Signal Analysis



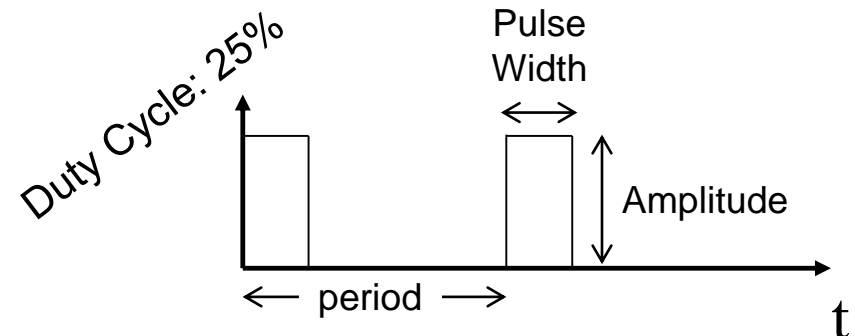
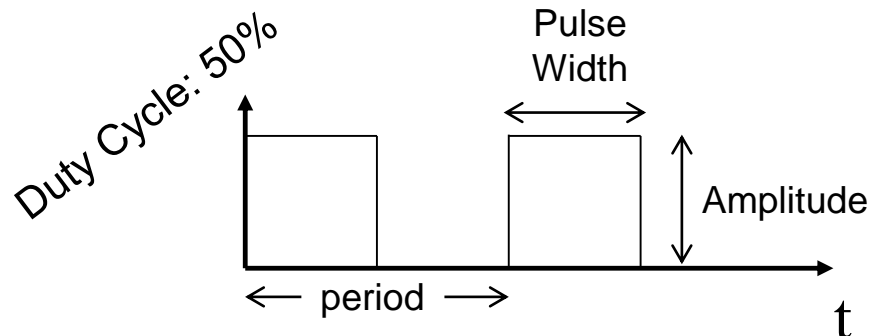
- **Waveform**
 - Representation of signals repeated indefinitely
- **Amplitude**
 - Peak-to-peak amplitude vs semi-amplitude
- **Period and Frequency**
 - Period: Duration of repeating component of the signal [s]
 - Frequency: Number of repetitions per second [Hz]
- **Phase**
 - Ranges from 0 to 360 degrees
- **Single Ended (SE) vs Differential (DIF)**
 - SE: Voltage difference between a point and “ground”
 - DIF: Voltage difference between point A and point B
- **AC vs DC coupling**

Digital Signal

- Discrete level signals
 - Consider 2-level (binary) signals that are “on” or “off”
 - How many states do a car’s tail lights have?
 - Variations in time send information!



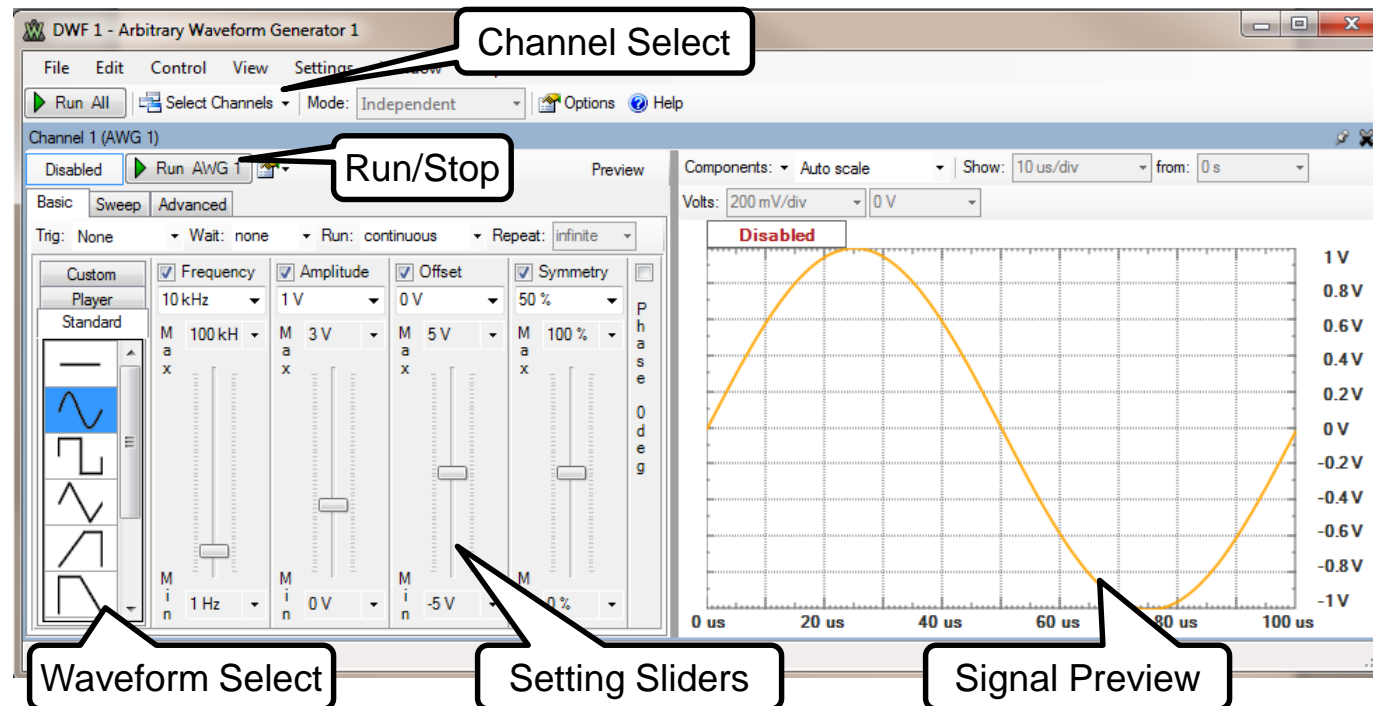
- Pulse Width and Duty Cycle



Signal Generation



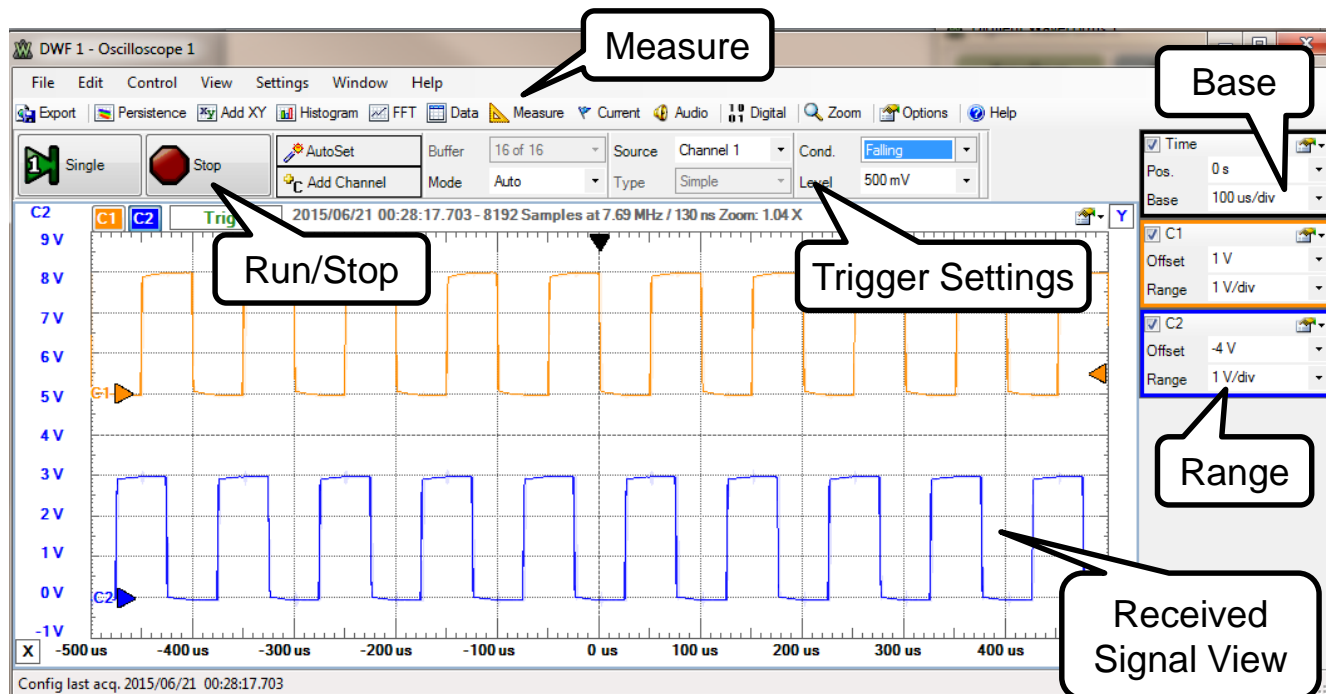
Function Generator



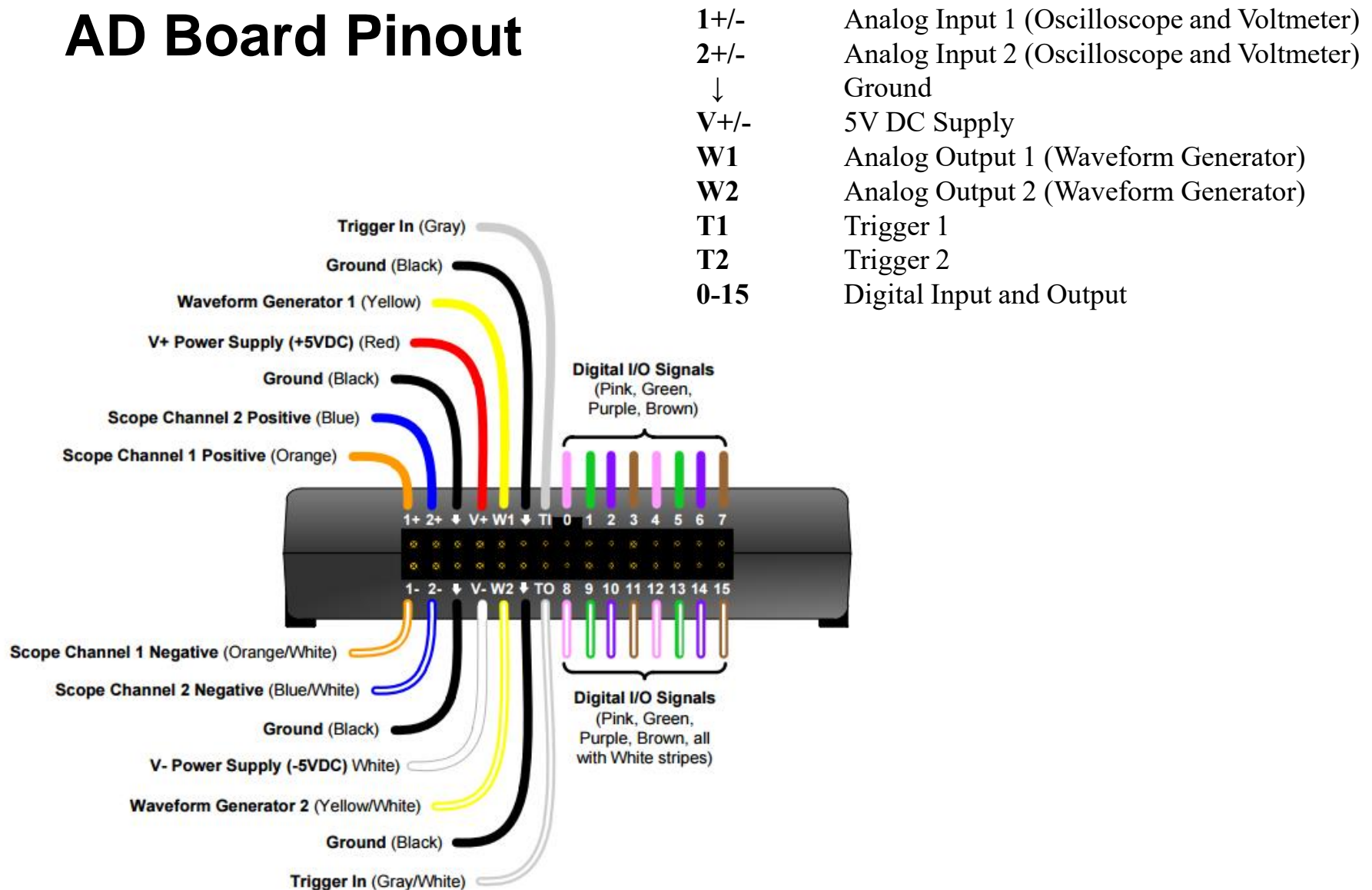
Signal Observation



Oscilloscope



AD Board Pinout



Experiment II

- WaveForms Signal Generation (Digital)
 - Function Generator
 - Oscilloscope
- NOTES
 - *Connect the output of one analog discovery to the input of another*
 - *Take screen shots of your work! (PrtSc, then paste in paint)*

Recap

- References:

- <http://www.physicsclassroom.com/>
- <http://www.allaboutcircuits.com/>

- What did you **LEARN** today?

