

EXERCISE: CRITICAL ANALYSIS OF VISUALIZATIONS

Questions

Who is the intended audience?

What is the purpose of the visualization?

Is the visualization the best way to convey information? If so, why?

What functions does the visualization enable? Can you filter data? Can you search items? Etc.

Did you learn from the viz? If so, what?

Visualizations




<http://nyti.ms/1rmu19z>



<http://nyti.ms/1nJYhf1>




<http://nyti.ms/1jytGRF>



<http://nyti.ms/1d4aVxg>



<http://bit.ly/1bnvFnL>



<http://bit.ly/1gGbcgp>



<http://bit.ly/1rrzqgn>



<http://cnn.it/1pa5fb6>




<http://bit.ly/R7gjKY>



<http://kng.ht/1ewQIzj>



<http://bit.ly/1kea6aX>



<http://bit.ly/1kwF3om>