



# **Boston University Metropolitan College (BU MET)**

## **Admitted Student Webinar**

### **ADD YOUR NAME**

**Jon Korhonen, Executive Director, BU MET Graduate Admissions**

**Dr. Marcus Goncalves: Associate Professor, Global Marketing Management**

**Professor San Chee: Senior Lecturer, Financial Management & BU MET Alumnus**

**Jingyi (Jennifer) Li: Current Student, MS Applied Business Analytics**

**Jinpei Huang: Current Student, MS Financial Management**

**Michele Lok: Alumnus, MS Applied Business Analytics**

**Meirgul Kaleshova: Alumnus, MS Project Management**

# Current On-Campus COVID Protocols

- “**Back2BU**” guide: [www.bu.edu/back2bu](http://www.bu.edu/back2bu)
  - Specific site for [Graduate Students](#)
- [COVID-19 Vaccine compliance requirement](#)
  - Required 5 days after course registration and **before** starting courses
- Face coverings required in BU facilities
- BU Healthway Portal: <https://www.bu.edu/healthway/>
  - Questions to [healthwayhelp@bu.edu](mailto:healthwayhelp@bu.edu)
- [Testing](#):
  - FREE RT-PCR COVID testing in BU testing centers:
  - Schedule appointment thru Healthway Portal, results within 24 hours.
  - All on-campus graduate students are ‘category 1,’  
testing upon arrival and once per week thereafter
- [Screening](#)/ ‘self-attestation’ of symptoms each day on campus
- [Contact Tracing](#) for any positive COVID-19 cases within BU
- “Green Badge” to be used to enter BU Classrooms

## Next Steps:

- **Accept your offer of admission (in Personalized URL or via email).** Will receive 'next steps' instructions with curriculum, course registration, & immigration document information within 1-2 business days from your academic department
- **INTERNATIONAL STUDENTS: *Submit immigration documents:***
  - [International Student Data Form](#)
  - *Authorized financial statement from a bank (original, shown with account holder's name in English)*
  - *Copy of current I-20 and I-94, both sides (if applicable)*
  - *Letter of financial support from sponsor (firm, government, parents, etc.)*
- Set up your BU Email (Kerberos) Account & register for courses

# **Administrative Sciences (*Business/Management*) Department Contacts:**

**Susan Sunde**, Program Manager/Advisor

**Paula Higgins-Baker**, Program Administrator for  
Immigration Documentation

**Lucille Dicker**, Administrative Coordinator

**[admins@bu.edu](mailto:admins@bu.edu)**

**617-353-3016**

# ISSO (*for international students*): [bu.edu/isso](https://bu.edu/isso)

- **International Students and Scholars Office (ISSO)**
- Professional team of student immigration experts to assist you throughout your academic program
  - Maintain immigration records and documents
  - Guide you through visa processing and advise you on travel
  - Assist with employment authorizations & applications
  - Educate and advise you to maintain your student immigration status
- Collaborating with MET's admission team to issue immigration documents to support your visa processing and travel to the US
- MET admissions team should be your primary point of contact during this time
- Email ISSO for admission or visa related questions: [issogac@bu.edu](mailto:issogac@bu.edu)

Boston University Global Programs:  
International Students & Scholars Office



**GETTING STARTED**

IMMIGRATION STATUS

EMPLOYMENT & INTERNSHIPS

TRAVEL & VISAS

COMPASS

EXITING BU

[BU Admin](#) [About](#) [Contact](#)

**ISSO**

SERVICES AND RESOURCES

**AVAILABLE ONLINE**



[isso news »](#)

[bu welcomes international students](#)

[isso event calendar »](#)



Global Programs  
International Students & Scholars Office



[bu.edu/isso](http://bu.edu/isso)



[issosch@bu.edu](mailto:issosch@bu.edu)



Metropolitan College

# Additional International Student resources:

- US Department of State visa information  
<https://travel.state.gov/content/travel/en/us-visas.html>
- NAFSA.org  
<https://www.nafsa.org/regulatory-information/coronavirus-critical-resources>

## 2021-2022 Tuition Rates:

Student Status	Cost
<b>PART-TIME:</b> <i>1-2 courses (&lt;12 credits)</i>	<b>\$940 per CREDIT</b> (600+ level courses) (4 credit course = <b>\$3,760</b> )  <b>\$505 per CREDIT</b> (500-level courses) (4 credit course = \$2,020)
<b>FULL-TIME:</b> <i>3-4 courses (12+ credits)</i>	<b>\$29,280 per SEMESTER*</b> <i>*Summer semester tuition rates may vary</i>

- **MET Graduate Financial Assistance:** 617-358-4072, [finanaid@bu.edu](mailto:finanaid@bu.edu)
- **Graduate Loans**
- **Veteran Benefits:** [veterans@bu.edu](mailto:veterans@bu.edu)
- Employer Reimbursement / **Direct Billing:** [metcorp@bu.edu](mailto:metcorp@bu.edu)
- **Graduate Assistantships** & MET Employment opportunities
- **Payments & Payment Plans:** [studenta@bu.edu](mailto:studenta@bu.edu)

# **BU MET Admitted Graduate Student site:** **[bu.edu/admissions/admitted-students](https://bu.edu/admissions/admitted-students)**

Boston University Metropolitan College

[Degrees & Certificates](#)

[Admissions](#)

[Faculty & Research](#)

[Apply Now](#)



## Information for Admitted Graduate Students

### **Welcome to BU MET!**

Congratulations on your admission to Boston University's Metropolitan College (MET). We look forward to welcoming you to our vibrant learning community—one where you will be able to pursue your ambitions, network with other professionals, and gain real-world, hands-on knowledge that will help you achieve your personal goals and career objectives.

This page includes important details that will be useful as you make the transition from admitted to enrolled student. Be sure to **review the admission checklist** and other

### **ADMISSIONS**

[Academic Calendar](#)

[Admitted Students](#)

[Apply Now](#)

[Course Registration](#)

[International Students](#)

[Orientation](#)

# **BU MET student site:** [bu.edu/met/current-students](https://bu.edu/met/current-students)

Boston University Metropolitan College

Degrees & Certificates

Admissions

Faculty & Research

Apply Now

Full Menu



To help you achieve your goals of academic success, personal enrichment, and career advancement, Boston University and Metropolitan College (MET) offer a variety of services providing academic support, advising, activities, and career guidance.

## **CURRENT STUDENTS**

**Academic Policies & Procedures**

**Advising**


**Student Activities**

**Student Resources**

**Graduation**



**Advising**



**Student Activities**



**Academic Policies  
& Procedures**

# BU Graduate Student site: [bu.edu/grad](https://bu.edu/grad)

Boston University Graduate Education



[Find Your Program](#)

[Why BU?](#)

[Admission & Funding](#)

[Community](#)

[Career & Professional Development](#)

[Full Menu](#)

An aerial photograph of the Boston University campus. The image shows several large, modern academic buildings with glass facades and brick accents. To the left is a historic stone building with a prominent steeple. The campus is surrounded by green trees, and to the right, the blue waters of the Charles River are visible, with a bridge in the distance.


## Explore, Expand, Connect

*Graduate Student Resources*

Graduate school is an adventure of intellectual discovery, discipline, and creative thought. Your journey, though it may seem epic, is not a solo mission.

# BU Today: [bu.edu/today](https://bu.edu/today)


Boston University | MORE PUBLICATIONS ▼

 Sections

## BU Today

Monday, April 5th


Search 🔍




FEATURED VIDEO

### Preparing the Next Generation of Science Teachers, with Flair

Wheelock's T. J. McKenna helps educators-in-training discover—and convey—the joy in science

 APRIL 5, 2021



FILM

### Tears, Laughter Make Second Virtual Redstone Film Festival a Success

Winners from the 41st annual event include surf doc *Waiting for Waves* and tearjerker *The Way You Smile*

APRIL 3, 2021



**Dr. Marcus Goncalves**  
**Associate Professor, Global Marketing Management**

**Professor San Chee**  
**Senior Lecturer, Financial Management & BU MET Alumnus**

**Jingyi (Jennifer) Li**  
**Current Student, MS Applied Business Analytics**

**Jinpei Huang**  
**Current Student, MS Financial Management**

**Michele Lok**  
**Alumnus, MS Applied Business Analytics**

**Meirgul Kaleshova**  
**Alumnus, MS Project Management**

# Resources:

- Back2BU COVID protocol guide: [bu.edu/back2bu](https://bu.edu/back2bu)
- ISSO (*for international students*): [bu.edu/isso](https://bu.edu/isso)
- BU MET Tuition/Financial Aid: [bu.edu/met/admissions/tuition-financial-aid](https://bu.edu/met/admissions/tuition-financial-aid)
- BU MET Admitted Student site: [bu.edu/admissions/admitted-students](https://bu.edu/admissions/admitted-students)
- BU Graduate Student Website (& *housing info*): [bu.edu/grad](https://bu.edu/grad)
- BU MET Student Site: [bu.edu/met/for-students](https://bu.edu/met/for-students)
- BU Today: [bu.edu/today](https://bu.edu/today)