



Boston University Metropolitan College (BU MET)

Admitted Student Webinar

Jon Korhonen, Executive Director, BU MET Graduate Admissions

Dr. Marcus Goncalves: Associate Professor, Global Marketing Management

Professor San Chee: Senior Lecturer, Financial Management & BU MET Alumnus

Jingyi (Jennifer) Li: Current Student, MS Applied Business Analytics

Jinpei Huang: Current Student, MS Financial Management

Michele Lok: Alumnus, MS Applied Business Analytics

Meirgul Kaleshova: Alumnus, MS Project Management

Current On-Campus COVID Protocols

- “Back2BU” guide: www.bu.edu/back2bu
 - Specific site for [Graduate Students](#)
- [COVID-19 testing](#)
 - Required upon arriving on campus. 5 on-campus facilities
 - Results within 24 hours
 - Testing frequency depends on frequency coming to campus
 - **Medical intervention & contact tracing** for confirmed cases of COVID-19
- Required Symptom reporting when coming to campus
- Required Face Masks
- “Green badge” from Testing/Symptom check required to enter classrooms

Next Steps:

- **Accept your offer of admission (in Personalized URL or via email).** Will receive 'next steps' instructions with curriculum, course registration, & immigration document information within 1-2 business days from your academic department
- **INTERNATIONAL STUDENTS: *Submit immigration documents:***
 - [International Student Data Form](#)
 - *Authorized financial statement from a bank (original, shown with account holder's name in English)*
 - *Copy of current I-20 and I-94, both sides (if applicable)*
 - *Letter of financial support from sponsor (firm, government, parents, etc.)*
- Set up your BU Email (Kerberos) Account & register for courses

Important Dates

Week of Aug. 30th: NEW BU MET Graduate Student Orientation

Thurs. Sept. 2nd: Fall '21 Classes Begin

Administrative Sciences (*Business/Management*) Department Contacts:

Susan Sunde, Program Manager/Advisor

Paula Higgins-Baker, Program Administrator for
Immigration Documentation

Lucille Dicker, Administrative Coordinator

admins@bu.edu

617-353-3016

ISSO (*for international students*): bu.edu/isso

- **International Students and Scholars Office (ISSO)**
- Professional team of student immigration experts to assist you throughout your academic program
 - Maintain immigration records and documents
 - Guide you through visa processing and advise you on travel
 - Assist with employment authorizations & applications
 - Educate and advise you to maintain your student immigration status
- Collaborating with MET's admission team to issue immigration documents to support your visa processing and travel to the US
- MET admissions team should be your primary point of contact during this time
- Email ISSO for admission or visa related questions: issogac@bu.edu

Boston University Global Programs:
International Students & Scholars Office



GETTING STARTED

IMMIGRATION STATUS

EMPLOYMENT & INTERNSHIPS

TRAVEL & VISAS

COMPASS

EXITING BU

[BU Admin](#) [About](#) [Contact](#)

ISSO

SERVICES AND RESOURCES

AVAILABLE ONLINE



[isso news »](#)

[bu welcomes international students](#)

[isso event calendar »](#)



Global Programs
International Students & Scholars Office



bu.edu/isso



issosch@bu.edu



Metropolitan College

Additional International Student resources:

- US Department of State visa information
<https://travel.state.gov/content/travel/en/us-visas.html>
- NAFSA.org
<https://www.nafsa.org/regulatory-information/coronavirus-critical-resources>

MET Graduate Financial Assistance:



Shelley Tregor

Director, Graduate Financial
Assistance



Shabeeb Tauhid

Sr. Graduate Financial
Assistance Advisor

617-358-4072 finanaid@bu.edu

bu.edu/met/admissions/tuition-financial-aid/

2021-2022 Tuition Rates:

Student Status	Cost
PART-TIME: <i>1-2 courses (<12 credits)</i>	\$940 per CREDIT (600+ level courses) (4 credit course = \$3,760) \$505 per CREDIT (500-level courses) (4 credit course = \$2,020)
FULL-TIME: <i>3-4 courses (12+ credits)</i>	\$29,280 per SEMESTER* <i>*Summer semester tuition rates may vary</i>

- [Graduate Loans](#)
- [Veteran Benefits:](#) veterans@bu.edu
- Employer Reimbursement / [Direct Billing:](#) metcorp@bu.edu
- [Graduate Assistantships](#) & MET Employment opportunities
- [Payments & Payment Plans:](#) studenta@bu.edu

BU MET Admitted Graduate Student site: **bu.edu/admissions/admitted-students**

Boston University Metropolitan College

[Degrees & Certificates](#)

[Admissions](#)

[Faculty & Research](#)

[Apply Now](#)



Information for Admitted Graduate Students

Welcome to BU MET!

Congratulations on your admission to Boston University's Metropolitan College (MET). We look forward to welcoming you to our vibrant learning community—one where you will be able to pursue your ambitions, network with other professionals, and gain real-world, hands-on knowledge that will help you achieve your personal goals and career objectives.

This page includes important details that will be useful as you make the transition from admitted to enrolled student. Be sure to **review the admission checklist** and other

ADMISSIONS

[Academic Calendar](#)

[Admitted Students](#)

[Apply Now](#)

[Course Registration](#)

[International Students](#)

[Orientation](#)

BU MET student site: bu.edu/met/current-students

Boston University Metropolitan College

Degrees & Certificates

Admissions

Faculty & Research

Apply Now

Full Menu



To help you achieve your goals of academic success, personal enrichment, and career advancement, Boston University and Metropolitan College (MET) offer a variety of services providing academic support, advising, activities, and career guidance.

CURRENT STUDENTS

Academic Policies & Procedures

Advising


Student Activities

Student Resources

Graduation



Advising



Student Activities



**Academic Policies
& Procedures**

BU Graduate Student site: bu.edu/grad

Boston University Graduate Education



[Find Your Program](#)

[Why BU?](#)

[Admission & Funding](#)

[Community](#)

[Career & Professional Development](#)

[Full Menu](#)

An aerial photograph of the Boston University campus. The image shows several large, modern academic buildings with glass facades and brick accents. To the right, the Charles River flows, with a bridge visible in the distance. The surrounding area is lush with green trees, and the city skyline is visible in the background under a clear blue sky.

Explore, Expand, Connect

Graduate Student Resources

Graduate school is an adventure of intellectual discovery, discipline, and creative thought. Your journey, though it may seem epic, is not a solo mission.

BU Today: bu.edu/today

Boston University

MORE PUBLICATIONS ▼


Sections

BU Today

Monday, April 5th

Search 🔍

FEATURED VIDEO




Preparing the Next Generation of Science Teachers, with Flair

Wheelock's T. J. McKenna helps educators-in-training discover—and convey—the joy in science

APRIL 5, 2021

FILM



Tears, Laughter Make Second Virtual Redstone Film Festival a Success

Winners from the 41st annual event include surf doc *Waiting for Waves* and tearjerker *The Way You Smile*

APRIL 3, 2021



Dr. Marcus Goncalves
Associate Professor, Global Marketing Management

Professor San Chee
Senior Lecturer, Financial Management & BU MET Alumnus

Jingyi (Jennifer) Li
Current Student, MS Applied Business Analytics

Jinpei Huang
Current Student, MS Financial Management

Michele Lok
Alumnus, MS Applied Business Analytics

Meirgul Kaleshova
Alumnus, MS Project Management

Resources:

- Back2BU COVID protocol guide: bu.edu/back2bu
- ISSO (*for international students*): bu.edu/isso
- BU MET Tuition/Financial Aid: bu.edu/met/admissions/tuition-financial-aid
- BU MET Admitted Student site: bu.edu/admissions/admitted-students
- BU Graduate Student Website (& *housing info*): bu.edu/grad
- BU MET Student Site: bu.edu/met/for-students
- BU Today: bu.edu/today