



THE BU HUB AND MAJOR REQUIREMENTS GUIDE: A MAP OF THE OVERLAP BETWEEN YOUR MAJOR AND THE HUB



MAJOR:

SCHOOL/COLLEGE:











HUB REQUIREMENTS FOR ENTERING FIRST-YEAR STUDENTS	REQUIRED MAJOR COURSES	MAJOR ELECTIVES	(OTHER COURSES TO CONSIDER)
PHILOSOPHICAL, AESTHETIC, AND HISTORICAL INTERPRETATION			
✳ Philosophical Inquiry and Life’s Meanings (1 requirement)			
✳ Aesthetic Exploration (1 requirement)			
✳ Historical Consciousness (1 requirement)			
SCIENTIFIC AND SOCIAL INQUIRY			
✳ Scientific Inquiry I (1 requirement)			
✳ Social Inquiry I (1 requirement)			
✳ Scientific Inquiry II or Social Inquiry II (1 requirement)			
QUANTITATIVE REASONING			
✳ Quantitative Reasoning I (1 requirement)			
✳ Quantitative Reasoning II (1 requirement)			
DIVERSITY, CIVIC ENGAGEMENT, AND GLOBAL CITIZENSHIP			
✳ The Individual in Community (1 requirement)			

HUB REQUIREMENTS FOR ENTERING FIRST-YEAR STUDENTS

REQUIRED MAJOR COURSES

MAJOR ELECTIVES

(OTHER COURSES TO CONSIDER)

 Global Citizenship and Intercultural Literacy (2 requirements)			
 Ethical Reasoning (1 requirement)			
COMMUNICATION			
 First-Year Writing Seminar (1 requirement)			
 Writing, Research, and Inquiry (1 requirement)			
 Writing-Intensive Course (2 requirements)			
 Oral and/or Signed Communication (1 requirement)			
 Digital/Multimedia Expression (1 requirement)			
INTELLECTUAL TOOLKIT			
 Critical Thinking (2 requirements)			
 Research and Information Literacy (2 requirements)			
 Teamwork/Collaboration (2 requirements)			
 Creativity/Innovation (2 requirements)			