



1 ☒ Move into your room

2 ☒ Become a Terrier: matriculate


3 MAKE YOURSELF AT HOME


☐  Learn where to do your laundry

☐  Make your bed

☐  Send home a picture of your smiling face and the campus


☐  Decorate your room with your roommate(s)

☐  Get a good night's rest

☐  Make sure your alarm clock works

☐  Eat 3 meals in 3 different dining rooms today

4 TAKE CARE OF BUSINESS

☐  Get your textbooks

☐  Find a job on campus


☐  Complete your International Student Verification

☐  Sign your FitRec agreement at bu.edu/fitrec

5 LEARN YOUR WAY AROUND CAMPUS

☐  Walk around Mugar Library

☐  Tour the FitRec (enjoy the Lazy River)

☐  Take a walk with your roommate(s)


☐  Get a Charlie Card and ride the T

☐  Buy a coffee at GSU Food Court

☐  Finish your "Start of College" shopping

☐  Do a practice run to your classes

☐  Grab lunch with your Orientation or FYSOP group

☐  Ride the B.U.S.

Get to know BU, meet others, and connect to the Terrier spirit.

Checklist Day

Do this checklist with your roommate or a new friend. Challenge yourself, go places, and get a few things done.

6 LEARN YOUR WAY AROUND BOSTON


☐  Go to the Museum of Fine Arts


☐  Go to the Museum of Science

☐  Go to the top of the Pru

☐ Walk a loop around the Mass. Ave. and BU bridges

☐  Pick up a reusable bag to keep in your backpack

☐  Check your courses on Blackboard

☐  Get a planner

☐  Bowl at Jillian's

☐  Take a walk on the Esplanade

☐  Check out Fenway Park