







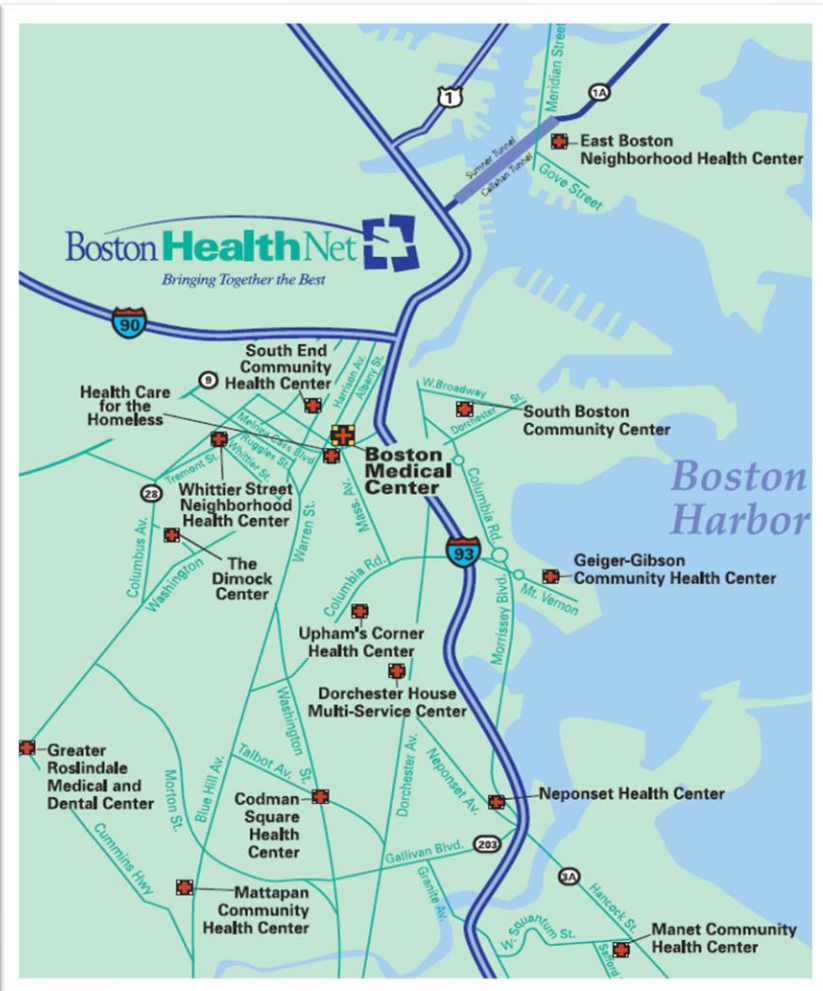
A Guide for Partnering with BHN Community Health Centers to Support Research Engagement

Updated: Oct 2024



Boston HealthNet is an integrated delivery network of 12 Community Health Centers which are affiliated with Boston Medical Center Health System

Each Health Center is an independent FWA-assured institution and can be added to INSPIR studies with BMC or BU Medical Campus Principal Investigators.



Participants

Boston Health Care for the Homeless
Codman Square Health Center
DotHouse Health
East Boston Neighborhood Health Center
Greater Roslindale Medical & Dental*
Harbor Health Services, Inc.
Harvard Street
Manet Community Health Center
Mattapan Community Health Center
South Boston Community Health Center
Upham's Corner Health Center
Whittier Street Health Center

*Component of BMC FWA

Steps for Partnering with Health Centers in Research

BHN Guiding Principles and Rules of Engagement

Health Center Research Bios (in alpha order)



Steps at a Glance for Partnering with Health Centers in Research Projects

Scan now to view
the Project
Request Form



Step 1

Identify potential Health Center partner(s)

Review Health Center Bios which include:

- Research Liaison contact
- Clinic Information & Demographics
- Research Priorities & Methodology

Step 2

Complete Project Request Form

- Submit ASAP, at least 1 month prior to grant submission
- Review guiding principles and rules of engagement

Step 3

Engagement with Health Center(s)

Health Center(s) with determine interest (within 2 weeks) and discussions will take place to establish specifics of the partnership.

Step 4

IRB Approval

Health Center(s) will provide the IRB approval letter to be uploaded into the INSPR application.

Steps for Partnering with Health Centers in Research Projects (1 of 2)

- I. Utilize the Health Center Bios below to identify potential partner(s)
- II. Complete the [BHN Project Request Form](#) to outline your proposed project. This will automatically send an email to the Research Liaison for each Health Center checked in the survey.
 - **We ask you complete this form as soon as you have a project in mind.** Ideally 1 month before grant submission.
 - Please review Guiding Principles & Rules of Engagement – utilized by CHCs in decision making for research participation
 - By including Health Centers in planning, we aim to turn participation into equitable partnership and ensure:
 - Regular and transparent communication
 - Health Center workflow impact and necessary supports are being considered
 - Questions populated in the form will depend on which category your project falls under. This question is essential to make sure the appropriate information is collected.
 - Categories include:
 - Planning for grant submission and would like to partner with a BHN CHC
 - Funding awarded, but project has not started and would like to partner with a BHN CHC
 - Active research project in which you would like to add an addendum to include a BHN CHC
 - Data only: Request for CHC data use in active research study (to be abstracted from the CDW)
 - Data only: Request for CHC data use in feasibility analysis (to be abstracted from the CDW)

Steps for Partnering with Health Centers in Research Projects (2 of 2)





- III. Upon receipt of your submission, the CHC will determine their bandwidth to engage and will be in contact within 2 weeks. Further discussions may take place to establish specifics of the partnership.
- Aggregate count requests, for feasibility analysis, from the Clinical Data Warehouse (CDW) are approved by the BHN Research Data Review Committee and will have a 2 business day turnaround time.
- IV. Once the partnership has been established and both parties are in agreement, the CHC will provide a signed Approval Letter for you to submit to the IRB. At that point research activities may begin within the CHC.

If you have any questions, please reach out to Kareem King, CTSI Program Manager of Community Engagement (kking11@bu.edu).

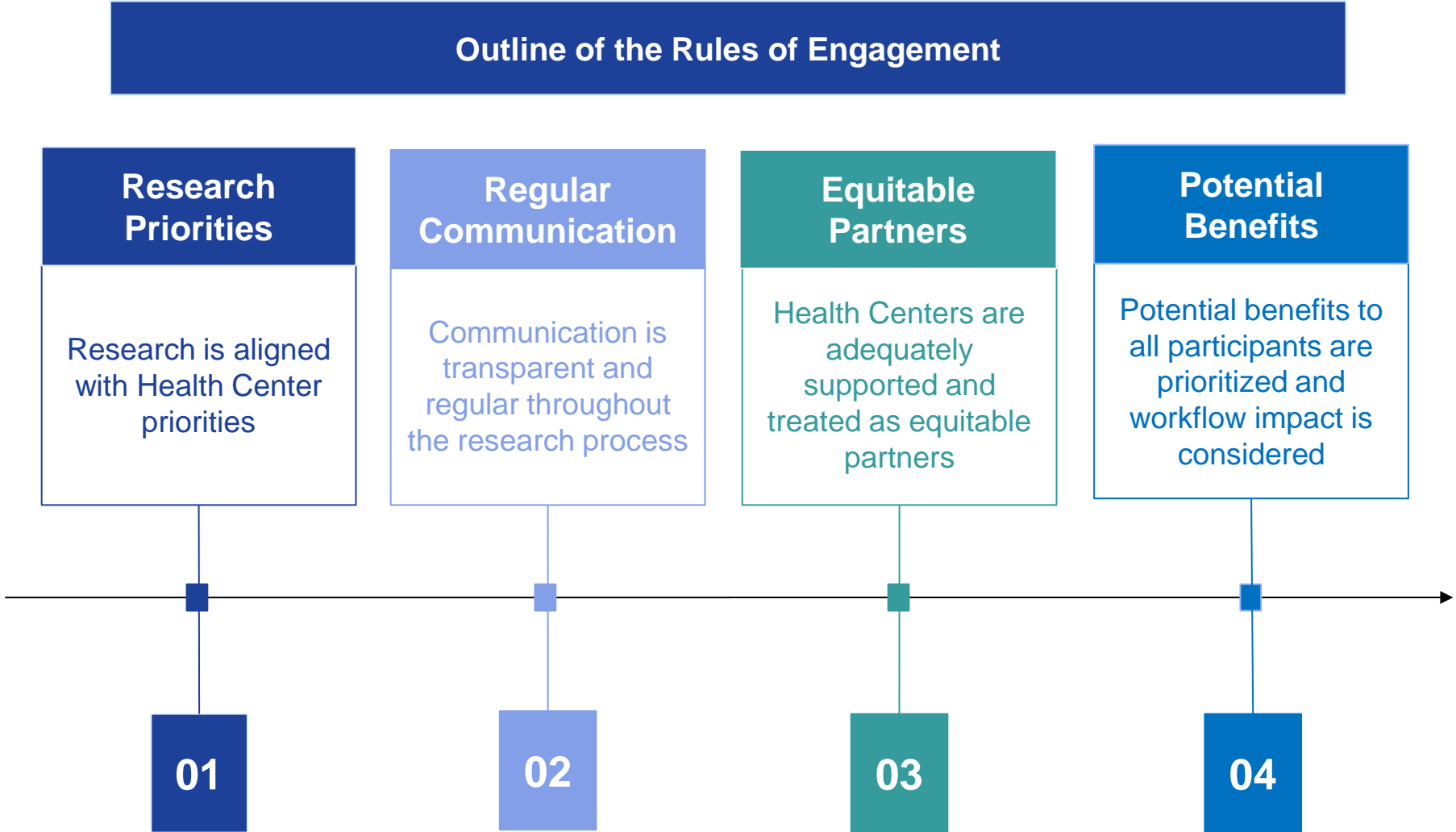
Steps for Partnering with Health Centers in Research

BHN Guiding Principles and Rules of Engagement

Health Center Research Bios (in alpha order)



Guiding Principles and Rules of Engagement: *At a Glance*



Guiding Principles and Rules of Engagement

I

Research is aligned with Health Center priorities

Researcher Role	To be aware of Health Center priorities identified in the CHC bios below	Health Center Role	Review and update CHC bios annually
	Address local relevance of the research		

II

Communication is transparent and regular throughout the research process

Researcher Role	Invite Health Centers to discuss ideas at least 1 month before a research grant submission	Health Center Role	Review requests for research when approached 1 month in advance of a grant submission
	Discuss budget guidelines and award amount		Provide written response on research participation within 2 weeks of receiving requests
	Develop data use and security plan		Allows prep to research quires by CDW analysts for counts that align with priorities
	Define a cadence and method for reporting study progress to the Health Center		

Guiding Principles and Rules of Engagement

III

Health Centers are adequately supported and treated as equitable partners

Researcher Role	Engage health centers in ongoing dialogue about space, time, and other supports required to participate in the project	Health Center Role	Clearly articulate resources needed to partner and participate in the project
	Share resources to support health center participation in the project including leadership and recognition		Consider participating in joint authorship of the project manuscript(s)

IV

Potential benefits to all participants are prioritized and workflow impact is considered

Researcher Role	Consider study methodology where control groups receive some benefit other than compensation, if possible	Health Center Role	Review and update best practices annually
	Allow patients to opt in to be contacted rather than opt out, if possible		
	Consider the feasibility of integrating the study methodology into health center specific workflows and best practices		

Steps for Partnering with Health Centers in Research

BHN Guiding Principles and Rules of Engagement

Health Center Research Bios (in alpha order)



Health Center Research Bios (in alpha order)

Boston Health Care
for the Homeless
Program

Codman Square
Health Center

DotHouse Health

Greater Roslindale
Medical & Dental
Center


Manet Community
Health Center

Mattapan
Community Health
Center

NeighborHealth

South Boston
Community Health
Center

Upham's Corner
Health Center



Contact Info

Research Liaison	Emily Hall, FNP, MPH (institute@bhchp.org)
CMO	Denise De Las Nueces, MD
Interim CEO	Denise De Las Nueces, MD

Clinic Info

Service Area	Boston & Surrounding Communities		
Number of Sites	40		
Primary Care Patients	10,174	FWA# 00021231	
Annual Clinic Visits	97,777	Expiration: 1/14/2026	

Patient Demographics

Male	68%	Asian/Pacific Islander	1.1%
Female	32%	Black/African American	39%
Medicaid	66%	White	46.5%
Primary Language not English	13%	Hispanic/Latino	22%
Most Common Languages Spoken	English, Spanish, Haitian Creole		

[Link to Full UDS Data Set](#)

<https://www.bhchp.org/>

Research Priority Topics

- Health impacts of homelessness
- SUD including OUD, overdose, polysubstance use, racial and ethnic inequities in SUD care, harm reduction, supervised consumption
- Tobacco use disorder
- HIV including prevention among PWID, med adherence, housing
- HCV
- Public health implications of policies impacting people experiencing homelessness
- Cancer disparities
- Aging and homelessness
- Women, children, and families experiencing homelessness

Best Practices: Research Methodology

BHCHP has supported and conducted research projects spanning a wide range of methodologies, including retrospective analyses of electronic health record data, cross-sectional surveys, prospective observational studies, clinical trials, and qualitative inquiries.

The proposed methodology should be appropriate to the research question being examined and feasible to execute.

Please note that student-led “scholarly projects” are rarely approved.



Contact Info

Research Liaison Angela McLaughlin, MD
(angela.mclaughlin@codman.org)

CMO Renee Crichlow, MD

CEO Sandra Cotterell, BSN

Clinic Info

Service Area: Dorchester & Surrounding Communities

Number of Sites: 2

Primary Care Patients: 23,616 FWA# 00001457

Annual Clinic Visits: 104,080 Exp: 9/19/2029

Patient Demographics

Male	41%	Asian/Pacific Islander	1.5%
Female	59%	Black/African American	70.6%
Medicaid	42%	White	6.1%
Primary Language not English	20%	Hispanic/Latino	9.9%
Most Common Languages Spoken	English, Haitian Creole, Spanish		

[Link to Full UDS Data Set](#)

<https://www.codman.org/>

Research Priority Topics

- Improving systems and delivery of care that promote social and racial health equity

Best Practices: Research Methodology

- Engagement with the CHC staff prior to development of the final research methodology whenever possible
- Research that provides health center staff with training, expertise, support or resources that align with our own goals
- Researchers who seek to understand CHC flow in order to develop a process that will enhance flow or outcomes

Contact Info

Research Liaison	Angela McLaughlin, MD (angela.mclaughlin@codman.org)
CMO	Monica Vohra, MD
CEO	Michelle Nadow, MPA

Clinic Info

Service Area	Dorchester & Surrounding Communities		
Number of Sites	1		
Primary Care Patients	19,867	FWA# 00008096	
Annual Clinic Visits	81,061	Expiration: 9/19/2028	

Patient Demographics

Male	42%	Asian/Pacific Islander	37.4%
Female	58%	Black/African American	24.5%
Medicaid	43%	White	11.1%
Primary Language not English	48%	Hispanic/Latino	17.8%
Most Common Languages Spoken	Vietnamese, English, Spanish, Cape Verdean Creole		

[Link to Full UDS Data Set](#)
<http://www.dorchesterhouse.org/>

Research Priority Topics

- Coming Soon

Best Practices: Research Methodology

- Coming Soon

Contact Info	
Research Liaison	Arielle Albert, MHA (Arielle.albert@bmc.org)
CMO	Jennifer Trieu, MD
CEO	Courtney Urick, RN

Clinic Info		
Service Area	Roslindale, Hyde Park, West Roxbury	
Number of Sites	1	
Primary Care Patients	7,580	FWA# 00023612
Annual Clinic Visits	32,220	Expiration: 6/4/2025

Patient Demographics			
Male	38%	Asian/Pacific Islander	4.24%
Female	36%	Black/African American	39.02%
Medicaid	58%	White	47.47%
Primary Language not English	26%	Hispanic/Latino	16.6%
Most Common Languages Spoken	English, Spanish, Haitian Creole, Albanian, Portuguese, Greek		
https://www.rosindale.org/			

Research Priority Topics
<ul style="list-style-type: none">Operations: treatment cost analysis, wait-time reduction, medical equipment utilization analysisPopulation Health: diabetes (A1c), health equity (health access/affordability), needs assessment, cancer prevention, chronic conditions, hypertension, pediatric immunization, COVID-19Behavioral Health

Best Practices: Research Methodology
<ul style="list-style-type: none">Study methodologies: qualitative surveys, focus groups, 1:1 interviews, secondary data analysis (contracted out)Workflow considerations: integrating SDOH into clinical practice, flowcharts, written-workflows (step-by-step/ if-then statements)

Manet Community Health Center Research Bio

Contact Info	
Research Liaison	Marjanna Barber-Dubois, MPH (mbdubois@manetchc.org)
CMO	Lily Young, MD
CEO	Cynthia Sierra, MA

Clinic Info		
Service Area	Quincy, Hull, Taunton, Attleboro	
Number of Sites	6	
Primary Care Patients	20,202	FWA# 00008094
Annual Clinic Visits	75,670	Expiration: 4/22/2021

Patient Demographics			
Male	48%	Asian/Pacific Islander	7.7%
Female	52%	Black/African American	5.6%
Medicaid	35%	White	53.4%
Primary Language not English	47%	Hispanic/Latino	4.9%
Most Common Languages Spoken	Chinese/Mandarin, Portuguese, Arabic, Spanish		

[Link to Full UDS Data Set](#)

<https://www.manetchc.org>

Research Priority Topics
<ul style="list-style-type: none"> Preventative meds Cancer screenings Vaccine trials Chronic disease

Best Practices: Research Methodology
<p>Surveys, action and correctional. Those that involve patients going out to sites, we find patients will do if there is a stipend/incentive.</p>

Contact Info

Research Liaison	Howard Lanney, MD (lanneyh@matchc.org)
CMO	Aimee Williams, MD
CEO	Guale Valdez, MBA

Clinic Info

Service Area	Mattapan & Surrounding Communities		
Number of Sites	1		
Primary Care Patients	8,510	FWA# 00028888	
Annual Clinic Visits	35,701	Expiration: 10/24/2024	

Patient Demographics

Male	41%	Asian/Pacific Islander	0.7%
Female	59%	Black/African American	77.8%
Medicaid	45%	White	2.3%
Primary Language not English	11%	Hispanic/Latino	6.3%
Most Common Languages Spoken	Haitian Creole, English, Spanish		

[Link to Full UDS Data Set](#)

<https://www.mattapanchc.org/>

Research Priority Topics

- Promoting health equity by increasing our patients' representation in research.
- Improving health outcomes for Black Americans and individuals of Caribbean descent.

Best Practices: Research Methodology

- Data sharing
- Projects with minimal to no extra labor for health center staff

Contact Info

Research Liaison	Celia Bora, DNP (research@ebnhc.org)
CMO	Julio Mazul, MD
CEO	Greg Wilmot, MBA

Clinic Info

Service Area	East Boston & Surrounding Communities		
Number of Sites	7		
Primary Care Patients	81,886	FWA# 00021553	
Annual Clinic Visits		Expiration: 8/20/2029	

Patient Demographics

Male	44%	Asian/Pacific Islander	1.2%
Female	56%	Black/African American	9.4%
Medicaid	38%	White	18.7%
Primary Language not English	62%	Hispanic/Latino	73.5%
Most Common Languages Spoken	Spanish, Portuguese, Arabic, Italian, English		

[Link to Full UDS Data Set](#)

<https://neighborhealth.com/en/> & <https://sechc.org/se/>

Research Priority Topics

- Research that seeks to improve system level changes, or develops strategies to improve health equity in disenfranchised communities
- Research addressing implementation of evidence-based practices or clinical practice guidelines

Best Practices: Research Methodology

- Engagement with EBNHC staff prior to and during the research process to tailor research questions and methodology to meet our patients needs and ensure feasibility
- Research that provides staff with education, resources or supports that align with EBNHC's mission
- Emphasis on community engaged research



South Boston Community Health Center Research Bio

Contact Info

Research Liaison	Elizabeth Wolff (elwolff@sbchc.org)
CMO	Nisha Thakrar, MD
CEO	William Halpin

Clinic Info

Service Area	South Boston		
Number of Sites	2		
Primary Care Patients	14,335	FWA# 00029703	
Annual Clinic Visits	58,364	Expiration: 6/26/2025	

Patient Demographics

Male	44%	Asian/Pacific Islander	2.1%
Female	56%	Black/African American	4.8%
Medicaid	27%	White	54.9%
Primary Language not English	17%	Hispanic/Latino	12.4%
Most Common Languages Spoken	English, Albanian, Spanish		

[Link to Full UDS Data Set](#)

<https://www.sbchc.org/>

Research Priority Topics

- COVID-19 long term syndromes
- Complex care management
- Population health
- SDOH
- SUD, Alcohol & Tobacco use
- 30 Min Primary Care Visits
- COVID risk reduction

Best Practices: Research Methodology

- Model for Improvement
- PDSA Cycles
- Observational Study
- Planned Experimentation
- Factorial Analysis



Contact Info

Research Liaison	n/a
CMO	Marjorie Janvier , MD
CEO	Jagdeep (Jay) Trivedi, MHA

Clinic Info

Service Area	North Dorchester & Adjacent Neighborhoods		
Number of Sites	5		
Primary Care Patients	9,959	FWA# 00001844	
Annual Clinic Visits	53,480	Expiration: 7/25/2023	

Patient Demographics

Male	39%	Asian/Pacific Islander	2.8%
Female	61%	Black/African American	54.6%
Medicaid	47%	White	5.0%
Primary Language not English	48%	Hispanic/Latino	32.1%
Most Common Languages Spoken	Provided by CHCs		

[Link to Full UDS Data Set](https://uphamscornerhealthcenter.org/)
<https://uphamscornerhealthcenter.org/>

Research Priority Topics

- Not accepting new projects at this time

Best Practices: Research Methodology

- Not accepting new projects at this time