



Clinical & Translational Science Institute:  
Community Engagement Program

**BU CTSI Community Engagement Program**  
**Research Partnership**  
**Scholars Grant**

**May 3, 2023**



# In These Slides




- 1 Overview
- 2 About the RFA
- 3 Timeline & Important Dates
- 4 Eligibility: Investigators & Activities
- 5 Budget
- 6 Identifying Partners
- 7 Review Process
- 8 Post-Award Requirements
- 9 Submitted Questions
- 10 Open Q&A



1

# Overview

Who is the BU CTSI CE Program?




# CE Program Overview

- Community Engagement Core of the BU CTSI
- Foster collaborations and seed partnerships between community and academic researchers to advance health equity



Structural Supports  
for CE

Consultations



Networking &  
Introducing Partners

Training &  
Education



Grants




2



# About the RFA

What is this funding opportunity?





# Funding Opportunity Summary

- To support development of community-academic research partnerships
- To ultimately lead to application of extramural funding for community-academic research pilot grant
- 9-month funding period, up to \$10,000
- Suggested budget allocation of at least 50% to community investigator



3

# Timeline & Important Dates

When is this available?



# Timeline & Important Dates

| Award Duration: 9 months<br>August 2023 – April 2024 |   |
|--|---|
| 5/1/2023   | RFA Released  |
| Q&A Office Hours                                     | Wednesday, May 10 <sup>th</sup> 12-1pm EST: <a href="#">Register Here</a><br>Tuesday, May 16 <sup>th</sup> 4:30-5:30pm EST: <a href="#">Register Here</a><br>Thursday, May 25 <sup>th</sup> 10-11am EST: <a href="#">Register Here</a><br>Tuesday, May 30 <sup>th</sup> 12-1pm EST: <a href="#">Register Here</a> |
| 6/2/2023   | Application submission deadline   |
| 7/14/2023  | Funding decisions released  |
| 8/14/2023  | Award start date  |



4

# Eligibility: Investigators & Activities

Who is eligible and what types of activities can we do?



# Eligibility: Investigators

Both a **community** and **academic researcher** are required as **Co-Principal Investigators** at time of submission.  
Either can be the lead applicant.

- **Academic researcher** full- or part-time BU faculty. Trainees are not eligible.
- **Community researcher:**
  - Works in a community- or faith-based organization, community health center, private practice, etc.
  - Is an independent contractor
  - Has lived experience or expertise within the population of interest is required
  - Research experience is not required



# Eligibility: Activities



Build relationships between new partners or grow existing partnerships



Explore shared research interests and identify capacity building needs for each partner



Build Advisory Committee and/or other appropriate partnership infrastructure mechanisms



Collect preliminary data to identify a specific research topic




Co-Develop a research plan for submission to a community-academic pilot grant opportunity

5

# Budget

How do I allocate the funds?



# Budget

- Requested total (up to \$10,000) split between community and academic partners – **minimum 50% to community partners highly encouraged**
- Allowable costs include those related to:
  - Community budget: co-principle investigator, employees of community organization, individual community members
  - Hosting meetings or partner gatherings
  - Activities to further develop partnership
  - Activities to plan collaborative research projects
  - Supplies/tools to track/report on partnership activities, disseminate findings
  - Academic budget: Non-faculty staff or personnel
  - No indirects

# Example Budget

| <b>BUDGET EXAMPLE – <i>applicants are not limited to the example line items</i></b> |                 |                  |
|---|-----------------|------------------|
|   | <b>Academic</b> | <b>Community</b> |
| Personnel (e.g. community co-investigator’s time, staff support, etc)               | \$1,000         | \$4,000          |
| Training materials  | \$1,000         | \$1,000          |
| Supplies  | \$500           | \$500            |
| Print/Copy  |                 |                  |
| Meetings  | \$500           | \$500            |
| Study Subject Incentives  | \$500           | \$500            |
|   |                 |                  |
| Sub-Totals  | \$3,500         | \$6,500          |
| Total   |                 | \$10,000         |

# 6

## Identifying Partners

How do I find a research partner?





# Identifying Partners

- Attend a RFA Office Hour
  - Wednesday, May 10<sup>th</sup> 12-1pm EST: [Register Here](#)
  - Tuesday, May 16<sup>th</sup> 4:30-5:30pm EST: [Register Here](#)
  - Thursday, May 25<sup>th</sup> 10-11am EST: [Register Here](#)
  - Tuesday, May 30<sup>th</sup> 12-1pm EST: [Register Here](#)
- Attend community events
- Conduct a scan (e.g. landscape analysis or asset mapping)
- Talk to colleagues who work in the community
- Reach out and schedule 1:1s with local organizations
- Visit BU Profiles online






7



# Review Process

How will my application be reviewed?





# Review Process


- Each application will be reviewed by one community reviewer and one academic reviewer
- Reviewers will utilize rate applications on the following criteria:
  - General responsiveness to the RFA requirements
  - A well-demonstrated conceptual understanding of the principles of community engaged research
  - Project focus on health equity
  - Partnership development plan
  - Project outcomes related to community-engagement, partnership development, translational research, and health equity
  - Realistic budget given the activities outlined in the proposal



8

# Post-Award Requirements

What's required of me once I'm funded?





# Post-Award Requirements

- Participate in 3 BU CTSI CE Program collaborative learning forums
- Submit a final progress report
  1. How and to what extent the partnership achieved its goals
  2. Challenges and facilitating factors associated with developing, maintaining and sustaining the partnership.
  3. Partnership's plans to submit to a pilot grant funding opportunity or other funding opportunity
- Present on partnership development activities at a BU CTSI Community Engagement Program monthly seminar





# Frequently Asked Questions

## **Are post-docs, doctoral students, research scientists eligible to apply?**

No, post-docs, doctoral students, research scientists, or other non-faculty are not eligible to apply as the PI, but can be on the application as an Investigator

## **What is the maximum funding amount?**

Each application can request up to \$10,000

## **Is international collaboration eligible?**

Yes, international partnerships are eligible for this RFA. However, priority will be given to applications with local community partners.

## **Can you connect me with a potential partner for my research topic?**

Yes! Attend one of our [RFA Office Hours](#) to discuss with a member of our team.





# Thank You

Email Melanie Rocco ([mrocco@bu.eu](mailto:mrocco@bu.eu))  
with questions about the RFA

