

Syllabus

This is a single, concatenated file, suitable for printing or saving as a PDF for offline viewing. Please note that some animations or images may not work.

Course Overview and Description

This [module](#) is also available as a concatenated page, suitable for printing or saving as a PDF for offline viewing.

MET CS779

Advanced Database Management

This course uses the latest database tools and techniques to prepare the student to understand, develop, and manage advanced database applications. Students gain considerable hands-on experience with the Oracle family of databases and an understanding of how to define, design, and implement databases. Students learn how to use object-oriented technologies to design relational databases and how to design relational databases to support object-oriented applications. Students learn about database programming and develop triggers, stored procedures, and stored functions using Oracle's PL/SQL language or the TransactSQL language of Microsoft SQL Server. The students learn about database administration and perform common database administration functions, such as creating and modifying users, managing privileges, and managing tablespaces. The students learn how to prevent, identify and correct database performance problems and learn the basics of modern database storage, including RAID and SAN. With the support of faculty, students get to define and develop their own term project using any advanced database technology. Students present these projects to the class using web multimedia technology. The topics covered in the course include:

- Advanced normalization
- Programming triggers and stored procedures in PL/SQL
- Distributed database architecture and design
- Distributed transactions
- Object and object-relational DBMS with Oracle examples
- ROLAP and MOLAP data warehouse architectures
- Dimensional database design
- Data mining and business intelligence
- NoSQL data models for big data
- Database administration and more advanced physical design
- Tuning database parameters, schemas, and SQL

- Storage for databases, including hard drives, RAID, and storage area networks

Technical Notes

The table of contents expands and contracts (+/- sign) and may conceal some pages. To avoid missing content pages, you are advised to use the next/previous page icons in the top right corner of the learning modules.

This course requires you to access files such as word documents, PDFs, and/or media files. These files may open in your browser or be downloaded as files, depending on the settings of your browser.

Course Objectives

Each of the first six weeks of the course includes reading assignments, lectures, hands-on Oracle exercises, discussion questions, review questions, and a quiz. The last week is structured to allow you to get any remaining questions answered, wrap up your term projects, and prepare for the final exam.

Exercises help you learn the material. Since students have different learning needs it is not optimal to have one set of required exercises for all students. The exercises are therefore designed with as much flexibility as possible. In addition:

- You may make up your own exercises and submit them with your solutions to your instructor for feedback.
- If your instructor can support it, you may resubmit your exercises to your facilitator to see if you successfully addressed the feedback from your previous submission(s). Your grade for an exercise should reflect your last submission, occasionally with a little deduction for situations where you merely incorporate material provided by your instructor. There is no penalty for late exercise submissions. Be aware that your instructor will be very busy grading term projects late in the term, so exercises submitted or resubmitted late in the term may not be graded in time to count on your grade.
- You may ask your instructor or facilitator for exercises in particular areas where you feel it would be beneficial for you.

Goals

You will understand and be able to use the advanced database technology required for large data, high performance, and complex databases, including designing and tuning for scalable performance.

You will understand decision support database technology, particularly dimensional ROLAP.

You will understand the roles and technology of databases for big data and the internet.

You will understand the roles of database administration in the enterprise and be able to perform common database administration functions.

Learning Outcomes

By successfully completing this course, you will be able to:

- Identify and correct Boyce-Codd and 4th normal form normalization problems.
- Identify and correct over-normalization problems.
- Design correct denormalizations that improve performance.
- Develop and use stored procedures, functions, and triggers with Oracle's PL/SQL.
- Explain the factors that influence distributed query performance and the different techniques for query optimization.
- Design distributed databases, including those that perform replication; vertical, horizontal, and mixed partitioning; and data allocation.
- Explain the concepts of object-oriented databases and when object-oriented databases are appropriate.
- Explain the fusion of relational and object-oriented models and use the ANSI SQL 2003 object-relational features in Oracle and similar features in other modern object-relational DBMS.
- Explain the concepts of consistency, availability and partition tolerance (CAP) in distributed databases.
- Explain the scaling limitations of relational databases and when it could be desirable to move to non-relational (NoSQL) solutions.
- Describe the design models of non-relational databases.
- Describe the main features of common non-relational databases, such as MongoDB, Neo4j, BigTable, and DynamoDB.
- Explain the roles of decision support databases in enterprises.
- Clearly identify and distinguish facts, dimensions, attributes, and attribute hierarchies and their roles in drill-down and roll-up.
- Design, develop, and use star, snowflake, and constellation dimensional data mart and data warehouse databases.
- Explain the relationships between data, information, and knowledge.
- Explain the roles of data, databases, and database management in an organization.
- Perform common database administration functions on Oracle.

Learning in this Class

I measure the success of this class by how well it helps you reach your educational and professional goals in the advanced database areas.

- Advanced database technology includes far too much to cover it all in this class. I have identified the core areas, but there is much more useful material.
- The class has an independently defined term project and extra credit projects to enable you to cover what you need in specialized areas.
- Please let me know what else you want to cover in this class. If your topic is of general interest, I will try to post additional material and provide references.

Instructor

Jack Polnar



808 Commonwealth Avenue
Boston, MA 02215

Office Hours and Questions: I welcome your questions via Online Campus Internal Messages, Discussion area or standard email which I pick-up several times a day. I will also conduct multiple Supplementary Live Sessions each week and welcome your questions there. We can also arrange time to meet one on one through a live office, or a phone call.

jpolnar@bu.edu

My name is Jack Polnar and I will be your instructor for CS779. Our team of facilitators and I welcome the opportunity to teach, guide and interact with you through the next 6–7 weeks of fast paced learning of Advanced Database Management. In this course we will explore various advanced database topics beginning with relational design, programming and tuning, and then explore various topics such as Object Relational Design, Data Warehousing and Big Data among many, including challenges and approaches, both conceptually, and hands on. My goal in this course is to show you what it's like to be in the role of a database programmer and designer, as well as explore and understand various advanced database topics.

I received my master's degree in Computer Information Systems with Security Concentration from Boston University MET in 2008. I have taken this course as a student once, just like you are now! I have been teaching, facilitating and helping develop courses here at BU MET Online program since Spring 2006 starting with this exact course! In addition to CS779, I have also been heavily involved with several other courses including CS682, CS684, CS669, CS699 and CS782. Professionally I have close to 20 years of database management and programming experience, specifically on SQL Server and MySQL.

Original Course Developer

Robert Schudy, PhD

808 Commonwealth Avenue
Boston, MA 02215

Office Hours by appointment or
via email

rschudy@bu.edu



Professor Robert Schudy originally developed this course. Dr. Schudy received his doctorate in computer science from the University of Rochester. He has conducted research and developed systems at Hewlett Packard Laboratories (where he initiated or assisted in the bubble jet, laser printer, and RISC/Unix areas), Bolt Beranek and Newman (where he pioneered intelligent aircraft systems and autonomous air vehicles). He has served as chief scientist for startups and has architected designed and managed the development of many computer systems.

Study Guide

Live Classroom Sessions

There will be synchronous Live Classroom discussions that will be announced during the course. These sessions will be archived for further viewing. In order to participate in these discussions or to access the archived sessions, you will need to go to the Live Classrooms/Offices links.

Module 0 Study Guide and Deliverables

Readings: In this module we review SQL, traditional normalization, and the basics of database programming. The readings cover additional database programming, to prepare you for the more advanced database programming in Module 1. You may read Connolly and Begg (CB6) chapters 1–12, 14, and 16–18 for review.

Module 1 Study Guide and Deliverables

Readings: CB6 chapters 13 and 15; Loney

chapters 32, 34 and 35

Assignments: Assignments 1.0, and 1.1 due
Wednesday, January 24 at 6:00 AM
ET

Assessments: Quiz 1 due Wednesday, January 24 at
6:00 AM ET

Term Project Note: During this first module you should
begin to think about what you will be
doing for your term project and discuss
your ideas with your instructor. Your
term project can be based on any
advanced database topic, including
but not limited to XML and databases,
database performance measurement
or tuning, advanced non-relational
databases, decision support
databases, data mining, distributed
databases, object-oriented databases,
object-relational databases, tiered
databases, very large databases, or
advanced database architectures. You
may change your proposal, particularly
for your Module 2 term project
deliverable, but your initial conceptual
proposal is due Wednesday, January
24 at 6:00 AM ET.

Live Classrooms: Jack: Supplementary Live Session,
Wednesday January 17, 8:00 PM -
10:00 PM ET
Mary: Current week's assignment
review and examples, Thursday
January 18, 8:00 PM - 9:00 PM ET
Jack: Live office help, Saturday
January 20, 11:00 AM - 12:00 PM ET
Jack: Live office help, Sunday January
21 1:00 PM - 2:00 PM ET

Module 2 Study Guide and Deliverables

Readings: CB6 chapters 19–21 and 23.6; Loney chapters 46–48 and 36

Assignments: Assignments 2.0 and 2.1 due
Wednesday, January 31 at 6:00 AM
ET

Assessments: Quiz 2 due Wednesday, January 31 at
6:00 AM ET

Term Project Note: During this module you should finalize the definition of your project, working with your instructor. You should develop a project definition document with a project plan, and should obtain approval for this project. Your updated term project concept can be different than the concept submitted for the Module 1 Term Project Proposal. Still, it is risky to change your term project concept after this module, because you may not have sufficient time to complete your project. This document is due Wednesday, January 31 at 6:00 AM ET.

Live Classrooms: Jack: Supplementary Live Session,
Wednesday January 24, 8:00 PM-
10:00 PM ET
Mary: Current week's assignment
review and examples, Thursday
January 25, 8:00 PM- 9:00 PM ET
Jack: Live office help, Saturday
January 27, 11:00 AM - 12:00 PM ET
Jack: Live office help, Sunday January
28, 1:00 PM - 2:00 PM ET

Module 3 Study Guide and Deliverables

- Readings:** CB6 chapters 22, 24–26; Loney chapter 25
- Assignments:** Assignments 3.0, 3.1, and 3.2 due Wednesday, February 7 at 6:00 AM ET
- Assessments:** Quiz 3 due Wednesday, February 7 at 6:00 AM ET
- Term Project Note:** This term project deliverable may include an update of your project plan or any other portions of your term project. The purpose of this deliverable is to provide your instructor with an opportunity to guide you midway in your term project. This document is due Wednesday, February 7 at 6:00 AM ET.
- Live Classrooms:** Jack: Supplementary Live Session, Wednesday January 31, 8:00 PM-10:00 PM ET
Mary: Current week's assignment review and examples, Thursday February 1, 8:00 PM - 9:00 PM ET
Jack: Live office help, Saturday February 3, 11:00 AM - 12:00 PM ET
Jack: Live office help, Sunday February 4, 1:00 PM - 2:00 PM ET

Module 4 Study Guide and Deliverables

- Readings:** CB6 chapters 27–28; Loney chapters 38–41
- Assignments:** Assignment 4 due Wednesday, February 14 at 6:00 AM ET
- Assessments:** Quiz 4 due Wednesday, February 14 at 6:00 AM ET
- Term Project** During this module you should

Note: complete much of the implementation of your project, including writing most of your research paper. You should provide evidence of progress to your instructor, who will review it and provide guidance. This is due Wednesday, February 14 at 6:00 AM ET.

Live Classrooms: Jack: Supplementary Live Session, Wednesday February 7, 8:00 PM-10:00 PM ET
Mary: Current week's assignment review and examples, Thursday February 8, 8:00 PM - 9:00 PM ET
Jack: Live office help, Saturday February 10, 11:00 AM - 12:00 PM ET
Jack: Live office help, Sunday February 11, 1:00 PM - 2:00 PM ET

Module 5 Study Guide and Deliverables

Readings: CB6 chapters 29–30; Loney chapter 52

Assignments: Extra Credit Assignment 5 due Wednesday, February 21 at 6:00 AM ET

Assessments: Quiz 5 due Wednesday, February 21 at 6:00 AM ET

Term Project Note: During this module you should be finishing the technical implementation of your term project and completing the term paper and presentation. You are encouraged to present your partially completed project products to your facilitator for feedback before the final delivery.

Live Jack: Supplementary Live Session,
Classrooms: Wednesday February 14, 8:00 PM-
10:00 PM ET
Mary: Current week's assignment
review and examples, Thursday
February 15, 8:00 PM - 9:00 PM ET
Jack: Live office help, Saturday
February 17, 11:00 AM - 12:00 PM ET
Jack: Live office help, Sunday
February 18, 1:00 PM - 2:00 PM ET

Module 6 Study Guide and Deliverables

Readings: There are no readings from our
textbooks for this module.

Assessments: Quiz 6 due Wednesday, February 28
at 6:00 AM ET

Term Project If you have not already done so,
Deliverable: during the last module you should
complete your project presentation
and report and submit them to your
facilitator by the dates that you and
your facilitator have chosen. There are
three separate dropboxes where you
can submit your Term Projects—one is
for your presentations, one for your
reports, and one is for your source
code or other supporting data. There is
considerable flexibility in the particular
deliverables, depending on the design
of your term project, so your approved
project proposal and plan may not
have all of these deliverables. I have
provided three dropboxes to
accommodate the full range of
possible deliverables. I do require that
everyone have a presentation covering
the central aspects of their term

project in a form that their classmates, facilitator and I can experience, and that you submit a presentation document or a document containing a link and instructions—in the term project presentation dropbox. Everything should be submitted by Wednesday, February 28 at 6:00 AM ET.

Live Classrooms: Jack: Supplementary Live Session, Wednesday February 21, 8:00 PM-10:00 PM ET
Mary: Current week's assignment review and examples, Thursday February 22, 8:00 PM - 9:00 PM ET
Jack: Live office help, Saturday February 24, 11:00 AM - 12:00 PM ET
Jack: Live office help, Sunday February 25, 1:00 PM - 2:00 PM ET

Final Exam Details

The final exam is a proctored exam available from **February 28 to March 3**. The Computer Science department requires that all final exams be proctored.

The exam will be accessible during the final exam period above. You can access it from the Assessments section of the course. Your proctor will enter the password to start the exam. Make sure to use onlinecampus.bu.edu to access your exam.

You will receive a technical support hotline number before the start of the exam. Please have this number accessible when you begin the exam.

Course Materials

Required Books

Connolly, T. M., & Begg, C. E. (2014). *Database systems: A Practical Approach to Design*,



Implementation and Management (6th Edition).

Boston: Addison-Wesley.

ISBN-13: 9780132943260

ISBN-10: 0132943263

This textbook can be purchased from [Barnes and Noble at Boston University](#).

Note: The book might be referred as CB6 in the Study Guide.



Bryla, B., & Loney, K. (2013). Oracle Database 12c: The Complete Reference.

Oracle Press.

ISBN-13: 9780071801751

ISBN-10: 0071801758

This textbook can be purchased from [Barnes and Noble at Boston University](#).

This is the standard Oracle reference. It includes excellent tutorial material as well as extensive material on Oracle's advanced features. We will cover chapters 14, 32, 34–35, 37–41, and 46–48. Bryla & Loney also provide help with Oracle and many topics for your term projects (as well as support in completing those projects). The Oracle 10g version is also acceptable.

Recommended Database-Specific Books - To Support Term Projects




Varga, S., Cherry, D., & D'Antoni, J. (2016). Introducing Microsoft SQL Server 2016: Mission-Critical Applications, Deeper Insights, Hyperscale Cloud.

Microsoft Press.

Free eBook: [Kindle Edition to Download](#)

The book introduces "a variety of new features and enhancements to the data platform deliver breakthrough performance, advanced security, and richer, integrated reporting and analytics capabilities" of Microsoft SQL Server 2016.



Sullivan, D. (2015). NoSQL for Mere Mortals.

Boston, MA: Addison-Wesley Publishing Co.

ISBN-13: 9780134023212


ISBN-10: 0134023218

The Easy, Common-Sense Guide to Solving Real Problems with NoSQL.

Krishnan, K. (2013). Data Warehousing in the Age of Big Data (The Morgan Kaufmann Series




on Business Intelligence).
 Burlington, MA: Morgan Kaufmann.
 ISBN-13: 9780124058910
 ISBN-10: 0124058914



Coronel, C. M., Morris, S., & Rob, P. (2013). Database systems: Design, Implementation, and Management (10th Edition).
 Boston: Cengage Learning.
 ISBN-13: 9781111969608
 ISBN-10: 1111969604

This is the textbook for CS669; it is good both for review and as a cross-reference for some of the topics in the course.



Kimball, R., & Ross, M. (2013). The Data Warehouse Toolkit: The Definitive Guide to Dimensional Modeling (Third Edition).
 Indianapolis, IN: John Wiley & Sons, Inc.
 ISBN-13: 9781118530801
 ISBN-10: 1118530802

This is the best book on dimensional warehouse design and implementation.

Purchasing Textbooks

Required textbooks for this course can be purchased from [Barnes and Noble at Boston University](#). Be aware that some of our students have experienced month-long delays when ordering texts from deep discount web-based vendors. The BU Bookstore stocks the texts, can get them to you quickly, and often has used copies of these texts for a reduced rate.

Required Software

Oracle is the default DBMS in this course, because it supports all of the standards-based advanced database features. Students can choose to use Microsoft SQL Server (MSSQL) 2016; if they do so they should request placement with a facilitator who is expert in MSSQL. You may also wish to consult instructions for SQL Server Installation Guide provided at the "Microsoft SQL Server Resources" section below.

If you wish to use Oracle we recommend that you install the latest version of Oracle that is compatible with your computer. If you have a 64-bit architecture you should be able to install have Oracle 12c Release 1, which requires a 64-bit architecture. If you have 32-bit architecture, please use Oracle 11g Release 2. Detailed step-by-step instructions for downloading and installing Oracle are provided at the "Oracle Resources" section below.

Oracle Resources

- [Oracle Installation Guide](#)
- [Oracle Express Installation Guide](#)

Microsoft SQL Server Resources

- [Microsoft SQL Server 2016 Installation Guide](#)
- [Microsoft SQL Server Express Installation Guide](#)

Live Classroom Discussions and Archives

There will be synchronous Live Classroom discussions that will be announced during the course. These sessions will be archived for further viewing. Your participation, while not mandatory, will be valuable to you and the entire class. In order to participate in these discussions or to access the archived sessions, you will need to go to the Live Classroom links.

Boston University Library Information

Boston University has created a set of videos to help orient you to the online resources at your disposal. An introduction to the series is below:

met_ode_library_14_sp1_00_intro video cannot be displayed here

All of the videos in the series are available on the [Online Library Resources](#) page, which is also accessible from the Campus Bookmarks section of your Online Campus Dashboard. Please feel free to make use of them.

As Boston University students, you have full access to the BU Library. From any computer, you can gain access to anything at the library that is electronically formatted. To connect to the library, use the link <http://www.bu.edu/library>. You may use the library's content whether you are connected through your online course or not, by confirming your status as a BU community member using your Kerberos password.

Once in the library system, you can use the links under “Resources” and “Collections” to find databases, eJournals, and eBooks, as well as search the library by subject. Some other useful links follow:

Go to <http://www.bu.edu/library/research/collections> to access eBooks and eJournals directly.

If you have questions about library resources, go to <http://www.bu.edu/library/help/ask-a-librarian> to email the library or use the live-chat feature.

To locate course eReserves, go to <http://www.bu.edu/library/services/reserves>.

Please note that you are not to post attachments of the required or other readings in the water cooler or other areas of the course, as it is an infringement on copyright laws and department policy. All students have access to the library system and will need to develop research skills that include how to find articles through library systems and databases.

Free Tutoring Service



Free online tutoring with SMARTHINKING is available to BU online students for the duration of their courses. The tutors do not rewrite assignments, but instead teach students how to improve their skills in the following areas: writing, math, sciences, business, ESL, and Word/Excel/PowerPoint.

You can log in directly to SMARTHINKING from Online Campus by using the link in the left-hand navigation menu of your course.

[YouTube](#)

Please Note

The SMARTHINKING service can be used for Boston University online class work only. Use of this service for personal purposes or for anything other than Boston University online class work will result in deactivation of your SMARTHINKING account.

Course Grading Structure

The course is conducted by means of a sequence of readings from the textbooks, lectures in text and graphic form, exercises, and quizzes. There are one or more lectures per module.

Graded Items:

- **Quizzes:** You will have a short quiz each module that is based on the lectures and the assigned readings. You take the quiz in the "Assessments" area.
- **Assignments:** There are assignments due each module. You submit the assignment in the "Assignments" area.
- **Term Project:** There is a term project that you will define and develop with the help of your facilitators and myself. There are weekly milestones to help you stay on schedule and to help your facilitator and professor guide you as you work on your project. You submit each piece of the term project in the "Assignments" area.
- **Final Exam:** The final exam is a three-hour, closed-book, and proctored exam.
- **Graded Discussion Forums:** There are graded discussion forums in the module. Your active interaction with your peers is strongly encouraged. You participate in discussions in the "Class Discussion" area.

Ungraded Items:

- **Review Questions:** There is a quiz ("Review Questions") in each module covering the module materials. They are not graded. You are encouraged to take Review Questions as often as you wish to help you practice your skills.
- **Ungraded Discussion Forums:** There are ungraded discussion forums throughout the course. You are encouraged to share your knowledge and learn from your peers.
- **Live classroom sessions:** Live classroom sessions will be offered during this course. Days/times will be posted in the announcements area. Students are not required to attend and recordings will be provided when possible.

Grading Policy

All students will be expected to demonstrate database knowledge and techniques. Your professor may in exceptional circumstances, such as disabilities, modify these distributions to more accurately reflect a student's performance in the course.

| Grading Scheme | |
|--|-----|
| Quizzes | 20% |
| Assignments | 25% |
| Term Project | 25% |
| Final Exam | 30% |
| The graded discussions may earn up to 3% total extra credit (0.5% per module). | |

| Grade | Numeric Grade Range | Grade Points |
|-------|---------------------|--------------|
| A | ≥ 95 | 4.0 |
| A- | $\geq 90 < 95$ | 3.7 |
| B+ | $\geq 85 < 90$ | 3.3 |
| B | $\geq 80 < 85$ | 3.0 |
| B- | $\geq 75 < 80$ | 2.7 |
| C+ | $\geq 70 < 75$ | 2.3 |
| C | $\geq 65 < 70$ | 2.0 |
| C- | $\geq 60 < 65$ | 1.7 |
| D | $\geq 50 < 60$ | 1.0 |
| F | < 50 | 0 |

Expectations

You are expected to communicate proactively with your facilitator and team members. Especially for group projects, delays will impact other team members' work, so extra sensitivity towards your virtual teammates is appreciated.

Delays

All assignments must be completed. We understand that it is sometimes not possible for students to submit their assignments by the deadline, and we make every effort to accommodate our typically very busy students' schedules. We recognize that students with crunch times at work or other things that keep them from submitting their work on time are already at a disadvantage, so we allow late submissions without penalty, provided that you communicate your situation to us and your facilitator can grade them on time. In practice, your facilitator will be very busy grading your term projects near the end of the term, so it may not be possible to grade assignments submitted more than one week late near the end of the term; these may count as a zero in your course grade. For this reason, be sure to communicate with your facilitator, preferably in advance, if you need to submit your assignments late.

Quiz Instructions

The quiz

- You will have access to the quiz at the beginning of the module. However, you should not attempt the quiz until you have completed all learning activities for the module and are prepared to meet the objectives for that module. Please access your quizzes by clicking on the Assessments tab in the left-hand navigation column and review the calendar in this syllabus for exact dates.
- You will have **90 minutes** to complete each quiz. There is a clock in the upper right corner of the screen keeping time for the quizzes.
- The quiz questions will display one at a time on your screen. You may revisit all questions and change your answers as many times as you want before submitting the quiz.
- When you have completed a question, click "Save." You will still be able to revisit each question until you have submitted the entire quiz.
- When you are finished, please click "Submit" on your computer.
- The quizzes can include a combination of check-all-true, select-one-true, true/false, and short essay questions.
- You can take each quiz as many times as you wish for review, but only the first attempt counts toward your grade.
- You should plan to start *at least* 90 minutes before the closing time of the quiz to ensure that you receive the full time allotted.
- You can submit questions after the allotted time has expired. They will be marked as late and may not count. This provision is to accommodate technical problems.

Saving Answers

- To answer a select-one-true, select the one best answer from the list below the question. These questions present a list of radio buttons.
- To answer a select-all-true check all correct answers from the list below the question. These questions present a list of check-boxes.
- When you have completed your response, click "Save Answer" at the top of the question.
- As you proceed through the quiz, you can go back and edit previous responses that you saved.
- A timer is displayed above the questions tracking the remaining time available.

- You will see question number buttons above questions. You will need to click on “Question Completion Status” to see the question numbers. You can use these buttons to navigate from question to question at any time.
- When you have completed all answers, go to the last question of the exam and click the “Save and Submit” button.

If a technical issue of any kind arises during the quiz requiring you to go beyond the time limit, complete the quiz answering the remaining questions and then contact your facilitator or instructor immediately.

Opening the Quiz

You can access the quiz from the Assessments menu on your left.

Questions

If you have any questions about taking a quiz please contact your facilitator.

Technical Support

Assistance with course-related technical problems is provided by the IS&T Help Center. To ensure the fastest possible response, please fill out the online form using the link below.

| IT Help Center Support | |
|---|---|
| Web | http://www.bu.edu/help/tech/learn |
| Phone | 888-243-4596 or local 617-353-4357 |
| Check your open tickets using BU's ticketing system . | |

Academic Conduct Policy

Please visit Metropolitan College's website for the full text of the department's [Academic Conduct Code](#).

A Definition of Plagiarism

“The academic counterpart of the bank embezzler and of the manufacturer who mislabels products is the plagiarist: the student or scholar who leads readers to believe that what they are reading is the original work of the writer when it is not. If it could be assumed that the distinction between plagiarism and honest use of sources is perfectly clear in everyone’s mind, there would be no need for the explanation that follows; merely the warning with which this definition concludes would be enough. But

it is apparent that sometimes people of goodwill draw the suspicion of guilt upon themselves (and, indeed, are guilty) simply because they are not aware of the illegitimacy of certain kinds of “borrowing” and of the procedures for correct identification of materials other than those gained through independent research and reflection.”

“The spectrum is a wide one. At one end there is a word-for-word copying of another’s writing without enclosing the copied passage in quotation marks and identifying it in a footnote, both of which are necessary. (This includes, of course, the copying of all or any part of another student’s paper.) It hardly seems possible that anyone of college age or more could do that without clear intent to deceive. At the other end there is the almost casual slipping in of a particularly apt term which one has come across in reading and which so aptly expresses one’s opinion that one is tempted to make it personal property.”

“Between these poles there are degrees and degrees, but they may be roughly placed in two groups. Close to outright and blatant deceit-but more the result, perhaps, of laziness than of bad intent-is the patching together of random jottings made in the course of reading, generally without careful identification of their source, and then woven into the text, so that the result is a mosaic of other people’s ideas and words, the writer’s sole contribution being the cement to hold the pieces together. Indicative of more effort and, for that reason, somewhat closer to honest, though still dishonest, is the paraphrase, and abbreviated (and often skillfully prepared) restatement of someone else’s analysis or conclusion, without acknowledgment that another person’s text has been the basis for the recapitulation.”

The paragraphs above are from H. Martin and R. Ohmann, *The Logic and Rhetoric of Exposition, Revised Edition*. Copyright 1963, Holt, Rinehart and Winston.

Academic Conduct Code

I. Philosophy of Discipline

The objective of Boston University in enforcing academic rules is to promote a community atmosphere in which learning can best take place. Such an atmosphere can be maintained only so long as every student believes that his or her academic competence is being judged fairly and that he or she will not be put at a disadvantage because of someone else’s dishonesty. Penalties should be carefully determined so as to be no more and no less than required to maintain the desired atmosphere. In defining violations of this code, the intent is to protect the integrity of the educational process.

II. Academic Misconduct

Academic misconduct is conduct by which a student misrepresents his or her academic accomplishments, or impedes other students’ opportunities of being judged fairly for their academic work. Knowingly allowing others to represent your work as their own is as serious an offense as submitting another’s work as your own.

III. Violations of this Code

Violations of this code comprise attempts to be dishonest or deceptive in the performance of academic work in or out of the classroom, alterations of academic records, alterations of official data on paper or electronic

resumes, or unauthorized collaboration with another student or students. Violations include, but are not limited to:

- A. **Cheating on examination.** Any attempt by a student to alter his or her performance on an examination in violation of that examination's stated or commonly understood ground rules.
- B. **Plagiarism.** Representing the work of another as one's own. Plagiarism includes but is not limited to the following: copying the answers of another student on an examination, copying or restating the work or ideas of another person or persons in any oral or written work (printed or electronic) without citing the appropriate source, and collaborating with someone else in an academic endeavor without acknowledging his or her contribution. Plagiarism can consist of acts of commission-appropriating the words or ideas of another-or omission failing to acknowledge/document/credit the source or creator of words or ideas (see below for a detailed definition of plagiarism). It also includes colluding with someone else in an academic endeavor without acknowledging his or her contribution, using audio or video footage that comes from another source (including work done by another student) without permission and acknowledgement of that source.
- C. **Misrepresentation or falsification of data** presented for surveys, experiments, reports, etc., which includes but is not limited to: citing authors that do not exist; citing interviews that never took place, or field work that was not completed.
- D. **Theft of an examination.** Stealing or otherwise discovering and/or making known to others the contents of an examination that has not yet been administered.
- E. **Unauthorized communication during examinations.** Any unauthorized communication may be considered prima facie evidence of cheating.
- F. **Knowingly allowing another student to represent your work as his or her own.** This includes providing a copy of your paper or laboratory report to another student without the explicit permission of the instructor(s).
- G. **Forgery, alteration, or knowing misuse of graded examinations, quizzes, grade lists, or official records of documents,** including but not limited to transcripts from any institution, letters of recommendation, degree certificates, examinations, quizzes, or other work after submission.
- H. **Theft or destruction of examinations or papers** after submission.
 - I. **Submitting the same work in more than one course** without the consent of instructors.
- J. **Altering or destroying another student's work or records,** altering records of any kind, removing materials from libraries or offices without consent, or in any way interfering with the work of others so as to impede their academic performance.
- K. **Violation of the rules governing teamwork.** Unless the instructor of a course otherwise specifically provides instructions to the contrary, the following rules apply to teamwork: 1. No team member shall intentionally restrict or inhibit another team member's access to team meetings, team work-in-progress, or other team activities without the express authorization of the instructor. 2. All team members shall be held responsible for the content of all teamwork submitted for evaluation as if each team member had individually submitted the entire work product of their team as their own work.
- L. **Failure to sit in a specifically assigned seat during examinations.**

- M. Conduct in a professional field assignment that violates the policies and regulations of the host school or agency.**
- N. Conduct in violation of public law occurring outside the University that directly affects the academic and professional status of the student, after civil authorities have imposed sanctions.**
- O. Attempting improperly to influence the award of any credit, grade, or honor.**
- P. Intentionally making false statements to the Academic Conduct Committee or intentionally presenting false information to the Committee.**
- Q. Failure to comply with the sanctions imposed under the authority of this code.**

Important Message on Final Exams

Dear Boston University Computer Science Online Student,

As part of our ongoing efforts to maintain the high academic standard of all Boston University programs, including our online MSCIS degree program, the Computer Science Department at Boston University's Metropolitan College requires that each of the online courses includes a proctored final examination.

By requiring proctored finals, we are ensuring the excellence and fairness of our program. The final exam is administered online, and the access will be available at the exam sites.

Specific information regarding final-exam scheduling will be provided approximately two weeks into the course. This early notification is being given so that you will have enough time to plan for where you will take the final exam.

I know that you recognize the value of your Boston University degree and that you will support the efforts of the University to maintain the highest standards in our online degree program.

Thank you very much for your support with this important issue.

Regards,

Professor Lou Chitkushev, Ph.D.
Associate Dean for Academic Affairs
Boston University Metropolitan College

Microsoft Imagine for Academic Institutions

Metropolitan College is a member of Microsoft Imagine for Academic Institutions (formerly DreamSpark), a Microsoft program that supports technical education by providing access to Microsoft software for learning, teaching, and research purposes. Our membership allows faculty and students currently enrolled in MET courses to obtain certain Microsoft products free of charge. All MET students are granted access to download the software for the duration of their study at MET College.

FAQ and basic information are at: <http://www.bu.edu/metit/hw-and-sw/msdn-academic-alliance-software-center/>.

Who's Who: Roles and Responsibilities

You will meet many BU people in this course and program. Some of these people you will meet online, and some you will communicate with by email and telephone. There are many people behind the scenes, too, including instructional designers, faculty who assist with course preparation, and video and animation specialists.

People in Your Online Course in Addition to Your Fellow Students

Your Facilitator. Our classes are divided into small groups, and each group has its own facilitator. We carefully select and train our facilitators for their expertise in the subject matter and their excellence in teaching. Your facilitator is responsible for stimulating discussions in pedagogically useful areas, for answering your questions, and for grading homework assignments, discussions, term projects, and any manually graded quiz or final-exam questions. If you ask your facilitator a question by email, you should get a response within 24 hours, and usually faster. If you need a question answered urgently, post your question to one of the urgent help topics, where everyone can see it and answer it.

Your Professor. The professor for your course has primary responsibility for the course. If you have any questions that your facilitator doesn't answer quickly and to your satisfaction, then send your professor an email in the course, with a cc to your facilitator so that your facilitator is aware of your question and your professor's response.

Your Senior Faculty and Student Support Administrator, Jennifer Sullivan. Jen is here to ensure you have a positive online experience. You will receive emails and announcements from Jen throughout the semester. Jen represents Boston University's university services and works for the Office of Distance Education. She prepares students for milestones such as course launch, final exams, and course evaluations. She is a resource to both students and faculty. For example, Jen can direct your university questions and concerns to the appropriate party. She also handles general questions regarding Online Campus functionality for students, faculty, and facilitators, but she does not provide tech support. She is enrolled in all classes and can be contacted within the course through Online Campus email as it is running. You can also contact her by external email at jensul@bu.edu or call toll free at 1-888-524-2200.

People Not in Your Online Course

Although you will not normally encounter the following people in your online course, they are central to the program. You may receive emails or phone calls from them, and you should feel free to contact them.

Your Computer Science Department Online Program Coordinator, Peter Mirza. Peter administers the academic aspects of the program, including admissions and registration. You can ask him questions about the program, registration, course offerings, graduation, or any other program-related topic. He can be reached at metcsol@bu.edu or (617) 353-2566.

Your Computer Science Department Program Manager, Kim Richards. Kim is responsible for administering most aspects of the Computer Science Department. You can reach Kim at kimrich@bu.edu or (617) 353-2566.

Andrew Gorlin, Academic Advisor. Reviews requests for transfer credits and waivers. Advises students on which courses to take to meet their career goals. You can reach Andrew at asgorlin@bu.edu, or (617)-353-2566.

Professor Anatoly Temkin, Computer Science Department Chairman. You can reach Professor Temkin at temkin@bu.edu or at 617-353-2566.

Professor Lou T. Chitkushev, Associate Dean for Academic Affairs, Metropolitan College. Dr. Chitkushev is responsible for the academic programs of Metropolitan College. Contact Professor Chitkushev with any issues that you feel have not been addressed adequately. The customary issue-escalation sequence after your course facilitator and course faculty is Professor Temkin, and then Professor Chitkushev.

Professor Tanya Zlateva, Metropolitan College Dean Dr. Zlateva is responsible for the quality of all the academic programs at Boston University Metropolitan College.

Disability Services

In accordance with University policy, every effort will be made to accommodate unique and special needs of students with respect to speech, hearing, vision, or other disabilities. Any student who feels he or she may need an accommodation for a documented disability should contact the [Office of Disability Services](#) at (617) 353-3658 or at access@bu.edu for review and approval of accommodation requests.

Netiquette

The Office of Distance Education has produced a netiquette guide to help you understand the potential impact of your communication style.

Before posting to any discussion forum, sending email, or participating in any course or public area, please consider the following:



Ask Yourself...

- How would I say this in a face-to-face classroom or if writing for a newspaper, public blog, or wiki?
- How would I feel if I were the reader?
- How might my comment impact others?
- Am I being respectful?
- Is this the appropriate area or forum to post what I have to say?

Writing

When you are writing, please follow these rules:

- **Stay polite and positive in your communications.** You can and should disagree and participate in discussions with vigor; however, when able, be constructive with your comments.
- **Proofread your comments before you post them.** Remember that your comments are permanent.
- **Pay attention to your tone.** Without the benefit of facial expressions and body language your intended tone or the meaning of the message can be misconstrued.
- **Be thoughtful and remember that classmates' experience levels may vary.** You may want to include background information that is not obvious to all readers.
- **Stay on message.** When adding to existing messages, try to maintain the theme of the comments previously posted. If you want to change the topic, simply start another thread rather than disrupt the current conversation.
- **When appropriate, cite sources.** When referencing the work or opinions of others, make sure to use correct citations.

Reading

When you are reading your peers' communication, consider the following:

- **Respect people's privacy.** Don't assume that information shared with you is public; your peers may not want personal information shared. Please check with them before sharing their information.
- **Be forgiving of other students' and instructors' mistakes.** There are many reasons for typos and misinterpretations. Be gracious and forgive other's mistakes or privately point them out politely.
- **If a comment upsets or offends you, reread it and/or take some time before responding.**

Important Note

Don't hesitate to let your instructor or your faculty and student support administrator know if you feel others are inappropriately commenting in any forum.

All Boston University students are required to follow academic and behavioral conduct codes. Failure to comply with these conduct codes may result in disciplinary action.

Registration Information and Important Dates

[View the drop dates for your course.](#)

[Withdraw or drop your course.](#)

- If you are dropping down to zero credits for a semester, please contact your college or academic department.
- **Nonparticipation in your online course does not constitute a withdrawal from the class.**

- If you are unable to drop yourself on student link please contact your college or academic department.

Technical Support

Experiencing issues with BU websites or Blackboard?

It may be a system-wide problem. Check the BU Information Services & Technology (IS&T) [news page](#) for announcements.

Boston University technical support is available via email (ithelp@bu.edu), the [support form](#), and phone (888-243-4596). Please note that the IT Help Center has multiple locations. All locations can be reached through the previously mentioned methods. For IT Help Center hours of operation please visit their [contact page](#). For other times, you may still submit a support request via email, phone, or the support form, but your question won't receive a response until the following day. If you aren't calling, it is highly recommended that you submit your support request via the technical-support form as this provides the IS&T Help Center with the best information in order to resolve your issue as quickly as possible.

Examples of issues you might want to request support for include the following:

- Problems viewing or listening to sound or video files
- Problems accessing internal messages
- Problems viewing or posting comments
- Problems attaching or uploading files for assignments or discussions
- Problems accessing or submitting an assessment

To ensure the fastest possible response, please fill out the online form using the link below:

| |
|---|
| IT Help Center Support |
| 888-243-4596 or 617-353-4357 or Web |
| Check your open tickets using BU's ticketing system . |

Navigating Courses

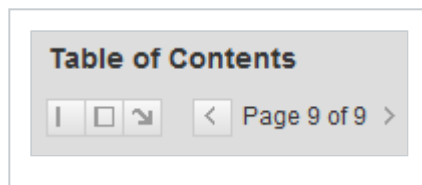
For best results when navigating courses, it is recommended that you use the Mozilla [Firefox](#) browser.

The Table of Contents may contain folders. These folders open and close (+ and – signs) and may conceal some pages. To avoid missing content pages, you are advised to use the next- and previous-page buttons (and icons) in

the top-right corner of the learning content.

Please also familiarize yourself with the navigation tools, as shown below; these allow you to show and hide both the Course Menu and the Table of Contents on the left. This will be helpful for freeing up screen space when moving through the weekly lecture materials.

Navigation tools for the Table of Contents are shown in the image below:



Clicking on the space between the Course Menu and the Table of Contents allows you to show or hide the Course Menu on the left:



Web Resources/Browser Plug-Ins

To view certain media elements in this course, you will need to have several browser plug-in applications installed on your computer. See the Course Resources page in the syllabus of each individual course for other specific software requirements.

- Check your computer's compatibility by reviewing Blackboard's [System Requirements](#)
- Check your browser settings with Blackboard's [Connection Test](#)
- Download most recent version of [Adobe Flash Player](#)
- Download most recent version of [Adobe Acrobat Reader](#)

How to Clear Your Browser Cache

The IT Help Center recommends that you periodically [clear your browser cache](#) to ensure that you are viewing the most current content, particularly after course or system updates.

This page is also found within the "How to..." section of the [online documentation](#), which contains a list of some of the most common tasks in Blackboard Learn.

