

# Syllabus

This is a single, concatenated file, suitable for printing or saving as a PDF for offline viewing. Please note that some animations or images may not work.

## Description

This [module](#) is also available as a concatenated page, suitable for printing or saving as a PDF for offline viewing.

### **MET CS 300**

#### **Foundations of Modern Computing**

This course introduces basic concepts in discrete mathematics, computer systems and programming that are necessary for modern computing systems. It also develops analytic and logical thinking and prepares students to take graduate-level courses in software development degree. This course first reviews the basic concepts in discrete mathematics including logic, sets, functions, relations and combinatorics. Then it discusses the fundamental concepts in computer systems such as computer organization, basic OS concepts, CPU scheduling, memory management, process management and synchronization. Concurrently with the above mathematics and systems studies, programming concepts are introduced and practiced throughout the whole course using Python.

#### Technical Notes

The table of contents expands and contracts (+/- sign) and may conceal some pages. To avoid missing content pages, you are advised to use the next/previous page icons in the top right corner of the learning modules.

This course requires you to access files such as word documents, PDFs, and/or media files. These files may open in your browser or be downloaded as files, depending on the settings of your browser.

## Learning Objectives

The course is designed to prepare students without a technical background in computer science to succeed in graduate courses in the Master of Science in Software Development. Students often ask how completion of the course relates to acceptance into these graduate programs. The department policy is as follows:

“In making the decision regarding matriculating a student, the Admissions Committee considers the student’s prior academic record and any relevant experience. The Admissions Committee may require some applicants to take CS 300 to better prepare for graduate study in Software Development before making a final matriculation decision. For students who complete CS 300 the Committee also considers each student’s performance in each of the areas of CS 300, such as discrete math, computer systems and programming. If a student has demonstrated that they are ready for graduate study in *each* of these areas, as demonstrated by a combination of prior coursework, professional experience, and their performance in CS 300, then the Admissions Committee will matriculate them into the MSSD program. Simply passing CS 300 does not assure matriculation, though excellent performance in all areas of CS 300 will earn an applicant matriculation into the program.”

For students coming from other programs, this course is a technically oriented introductory survey of modern computing system.

## Course Objectives

Upon completion of this class, students are expected to:

For Discrete Math:

- Explain the basic concepts of logic, and solve mathematical problems that involve the laws of logic and the rules of inference.
- Explain the basic concepts of sets, and solve mathematical problems that involve sets and subsets, set operations and laws of set theory
- Explain the basic concepts of combinatorics, and solve mathematical problems that involve permutations and combinations.
- Explain the basic concepts of functions and relations, and solve mathematical problems that involve one-to-one, onto functions and function composition, the product sets and relations, equivalence relations and partitions.

For Computer Systems:

- Convert numbers between binary, decimal and hexadecimal formats, and explain how basic data types (such as integer, real number, character) are represented in the machine.
- Explain how source program are compiled/interpreted, interpreted executed, including the instruction execution cycle and the role of interrupts.
- Identify the he basic components in a computer system. Explain how multiprocessor/multicore CPU affect the system performance. Explain the storage hierarchy and how caching is applied between different layers in the hierarchy.
- Explain basic concepts of an OS. Explain OS kernel and basic protection mechanisms implemented in an OS.
- Describe the process model and basic operations.

- Explain basic CPU scheduling algorithms in an OS.
- Identify the synchronization issues and describe basic solutions.
- Explain virtual address space and the paging scheme.
- Describe basic components and features of distributed systems and networks.

For Programming:

- Describe the basic concepts of programming.
- Explain how algorithms are developed and implemented in high level languages.
- Design, write, and debug python programs that use sequence, selection and repetition statements, primitive data types, strings, lists, tuples and that do I/O and file manipulation.
- Decompose the program into functions and modules
- Explain and apply basic object oriented concepts including classes, objects and inheritance.
- Design, write and debug basic GUI programs.

## Course Organization

This course is 7 weeks long: 6 weeks of content, and 1 week for the final exam. Each of 6 weeks includes:

- reading assignments
- online content
- review questions
- graded assignments
- self-test or quiz
- Possibly one discussion question as extra credit

Each assignment is due in 1 week.

The study guide, which precedes each module, lists specific due dates. Assignments and quizzes are due at 6am ET each Tuesday. Review questions and math assignments are optional, but strongly encouraged. The review questions are very similar to the quiz questions. Review questions may be answered as many times as you like, while quizzes are timed and may be taken only once. Math assignment solutions are provided in videos labeled “echo 360” Solutions to information technology assignments and quizzes will be provided after they are graded.

You will see “blocks” of content in the online material that are labeled “Advanced Content.” We have found that some students like additional material beyond what is formally part of the course. Hence, we are in the process of adding such content. You are not responsible for advanced content on the quizzes, assignments, or final exam.

## Instructor

**Behdad Shahossini**

I am a IT manger focusing on project management and corporate strategy with over 20 years of experience in software application development projects. I have expertise in managing Web application projects in particular Web portals. With strong consulting and analytical knowledge from various industries including government, telecommunication, and insurance I am able to bring practical experience and useful anecdotes to share in my teaching. I have experience as a consultant for IBM Global Services Division (based in New York City) dealing with strategy and IT services and management for a variety of organizations – small and large – in the academic, government, and business worlds.

At BU MET CS program, I have lectured in CS200, CS401 and have been part of many Maters level classes. I hold a B.S in Information and Computer Science from University of California at Irvine (UCI) and a Masters from Boston University.



## Additional Course Developers

### **Eric Braude, Ph.D.**

Eric Braude received his Ph.D. from Columbia University in mathematics and Master's in Computer Science from the University of Miami. He taught at CUNY and Penn State, followed by twelve years in government and industry as a software engineer, scientist, and manager. He is an Associate Professor of Computer Science at Boston University's Metropolitan College where he has at times held the chairmanship and the acting associate deanship. His research concerns reliable program construction. Eric has written, co-written, or edited six books, including "Software Engineering" and "Software Design."

<http://www.bu.edu/csmet/braude>



### **Anatoly Temkin, Ph.D.**

Dr. Anatoly Temkin has been a BU faculty member since 1989. He has taught numerous graduate and undergraduate courses from the math and computer science curricula. He is currently a professor and a graduate student advisor in the Boston University Metropolitan College.




### Yuting Zhang, Ph.D.

Dr. Zhang's current research mainly focus on mobile security, particularly Android security. Her past research focus was in resource management in soft real-time systems, virtual machine systems, and Internet end-systems, though her interest spreads to all areas of computer systems and networks. Conducted through both theoretic analysis and empirical evaluation, her research has resulted in publication in a number of conference proceedings and journals.

Zhang served as an assistant professor at Merrimack College, Wentworth Institute of Technology, Allegheny College, and University of Science and

Technology Beijing. She has taught a variety of courses, including information technology, Java/C++/C

programming, operating systems, computer networks, analysis of algorithms, software engineering, programming languages, and a research seminar.




## Materials

### Required Book

Starting Out with Python (4th Edition) by Tony Gaddis

Publisher: Pearson; ISBN-10: 0134444329

This book can be purchased from [Barnes and Noble at Boston University](#).



## MathJax

Variables, formulae, and equations in this course are rendered using [MathJax](#).

### Adding Fractions

Adding fractions:  $\frac{a}{b} \pm \frac{c}{d} = \frac{ad \pm cb}{bd}$ , often this is  
 easy to remember.  $a, b, c, d$  do not have to  
 follow the following:

To enable its features in your browser, right-click (or ctrl-click on a single-mouse-button Mac) on a variable or equation to see your MathJax settings.

MathJax can be used with the [MathPlayer](#) plugin for Internet Explorer, which converts math to speech and highlights the math as it is spoken.

## Boston University Library Information

Boston University has created a set of videos to help orient you to the online resources at your disposal. An introduction to the series is below:

met\_ode\_library\_14\_sp1\_00\_intro is displayed here

 [Download](#)

All of the videos in the series are available on the [Online Library Resources](#) page, which is also accessible from the Campus Bookmarks section of your Online Campus Dashboard. Please feel free to make use of them.

As Boston University students, you have full access to the BU Library. From any computer, you can gain access to anything at the library that is electronically formatted. To connect to the library, use the link <http://www.bu.edu/library>. You may use the library's content whether you are connected through your online course or not, by confirming your status as a BU community member using your Kerberos password.

Once in the library system, you can use the links under "Resources" and "Collections" to find databases, eJournals, and eBooks, as well as search the library by subject. Some other useful links follow:

Go to <http://www.bu.edu/library/research/collections> to access eBooks and eJournals directly.

If you have questions about library resources, go to <http://www.bu.edu/library/help/ask-a-librarian> to email the library or use the live-chat feature.

To locate course eReserves, go to <http://www.bu.edu/library/services/reserves>.


Please note that you are not to post attachments of the required or other readings in the water cooler or other areas of the course, as it is an infringement on copyright laws and department policy. All students have access to the library system and will need to develop research skills that include how to find articles through library systems and databases.

## Free Tutoring Service



Free online tutoring with SMARTHINKING is available to BU online students for the duration of their courses. The tutors do not rewrite assignments, but instead teach students how to improve their skills in the following areas: writing, math, sciences, business, ESL, and Word/Excel/PowerPoint.

You can log in directly to SMARTHINKING from Online Campus by using the link in the left-hand navigation menu of your course.





[YouTube](#)

## Please Note

SMARTHINKING may be used only for current Boston University online courses and career services. Use of this service for purposes other than current coursework or career services may result in deactivation of your SMARTHINKING account.

## Study Guide

### Module 1 Study Guide and Deliverables

- Readings:** Module 1 online content  
Gaddis, Chapter 1: Section 2.3
- Lab:** Programming Lab 1 due Saturday,  
March 17, at 6:00 AM ET
- Assignments:** Programming Assignment 1 due  
Tuesday, March 20, at 6:00 AM ET
- Assessments:** Math Quiz 1 due Tuesday, March 20,  
at 6:00 AM ET
- Live** Wednesday, March 14 at 9 PM ET



**Classrooms:** Friday, March 16 at 9 PM ET

## Module 2 Study Guide and Deliverables

**Readings:** Module 2 online content  
Gaddis, Chapters 2 and 3

**Lab:** Programming Lab 2 due Saturday,  
March 24, at 6:00 AM ET

**Assignments:** Programming Assignment 2 due  
Tuesday, March 27, at 6:00 AM ET

**Assessments:** Math Quiz 2 due Tuesday, March 27,  
at 6:00 AM ET

**Live** Wednesday, March 21 at 9 PM ET

**Classrooms:** Friday, March 23 at 9 PM ET

## Module 3 Study Guide and Deliverables

**Readings:** Module 3 online content  
Gaddis, Chapter 4

**Lab:** Programming Lab 3 due Saturday,  
March 31, at 6:00 AM ET

**Assignments:** Programming Assignment 3 due  
Tuesday, April 3, at 6:00 AM ET

**Assessments:** Math Quiz 3 due Wednesday,  
Tuesday, April 3, at 6:00 AM ET

**Live** Wednesday, March 28 at 9 PM ET

**Classrooms:** Friday, March 30 at 9 PM ET

## Module 4 Study Guide and Deliverables

**Readings:** Module 4 online content

Gaddis, Chapter 5

**Lab:** Programming Lab 4 due Saturday,  
April 7, at 6:00 AM ET

**Assignments:** Programming Assignment 4 due  
Tuesday, April 10 at 6:00 AM ET  
Systems Assignment 1 due Tuesday,  
April 10 at 6:00 AM ET

**Assessments:** Systems Quiz 1 due Tuesday, April 10  
at 6:00 AM ET

**Live** Wednesday, April 4 at 9 PM ET

**Classrooms:** Friday, April 6 at 9 PM ET

## Module 5 Study Guide and Deliverables

**Readings:** Module 5 online content  
Gaddis, Chapter 6

**Lab:** Programming Lab 5 due Saturday,  
April 14 at 6:00 AM ET

**Assignments:** Programming Assignment 5 due  
Tuesday, April 17 at 6:00 AM ET  
Systems Assignment 2 due Tuesday,  
April 17 at 6:00 AM ET

**Assessments:** Systems Quiz 2 due Tuesday, April 17  
at 6:00 AM ET

**Live** Wednesday, April 11 at 9 PM ET

**Classrooms:** Friday, April 13 at 9 PM ET

## Module 6 Study Guide and Deliverables

**Readings:** Module 6 online content  
Gaddis, Chapters 7, 9, and 12

**Lab:** Programming Lab 6 due Saturday,

April 21 at 6:00 AM ET

**Assignments:** Programming Assignment 6 due  
Tuesday, April 24 at 6:00 AM ET  
Systems Assignment 3 due Tuesday,  
April 24 at 6:00 AM ET

**Assessments:** Systems Quiz 3 due Tuesday, April 24  
at 6:00 AM ET

**Live** Wednesday, April 18 at 9 PM ET

**Classrooms:** Friday, April 20 at 9 PM ET

## Important: Final Exam

You will be responsible for setting up your own appointment with an approved proctoring option. This exam will be three hours in length and will cover material from the entire course. Further information about the testing centers will be forthcoming from the exam coordinator.

## Final Exam Details

The Final Exam is a proctored exam available from **Wednesday, April 25, at 6:00 AM ET to Saturday, April 28, at 11:59 PM ET**. The Computer Science department requires that all final exams be proctored.

The exam will only be accessible during the final exam period. You can access it from either the Assessments section of the course or from the Final Exam module on the home page. Your proctor will enter the password to start the exam.

You will receive a technical support hotline number before the start of the exam. Please bring this number with you to the exam.

## Grading Information

Each week will have a Part A--Python--and Part B--Math or Operating Systems. The assignments, quizzes, and labs each week total 12%: 6% for Python programming and 6% Math (for the first three weeks) or Systems (for the second three weeks).

The final is 28% of the total grade. Half of the final will concern Python, a quarter each will concern Math and Systems.

## Weekly Python Assignments

The weekly Python assignments count for 95% of the Python programming grade for the week.

## Weekly Python Labs

These questions are similar to what you will find on the same week's assignments, and are intended to help you with the associated subject matter so that you can get feedback before your assignment for that week is due. We encourage you to start the lab early each week. You can work on it through the entire week up-until the interim assessment deadline. All labs are weighted equally, and count for 5% of the Python programming grade for the week.

## Course Grading

Weekly Python Labs:	0.3% x 6
Weekly Python programming assignments:	5.7% x 6
Weekly Math Quiz:	6% x 3
Weekly System Assignment:	4% x 3
Weekly System Quiz:	2% x 3
Python portion of Final Exam:	14%
Math portion of Final Exam:	7%
Systems Portion of Final Exam:	7%

### Translation between letter grades and percentages.

A+ (We can't suggest improvements)	97-100
A (Excellent)	93-96.99
A- (Excellent; minor improvement evident)	90-92.99

B+ (Very good)	87-89.99
B (Good)	83–86.99
B- (Good mostly some significant improvements needed)	80-82.99
C+ (Satisfactory; some significant improvements needed)	77-79.99
C (Satisfactory; significant improvements needed)	73–76.99
C- (Satisfactory; significant improvements required)	70-72.99
D Many improvements required	65
Fail	0

## Academic Conduct Policy

Please visit Metropolitan College's website for the full text of the department's [Academic Conduct Code](#).

### A Definition of Plagiarism

“The academic counterpart of the bank embezzler and of the manufacturer who mislabels products is the plagiarist: the student or scholar who leads readers to believe that what they are reading is the original work of the writer when it is not. If it could be assumed that the distinction between plagiarism and honest use of sources is perfectly clear in everyone’s mind, there would be no need for the explanation that follows; merely the warning with which this definition concludes would be enough. But it is apparent that sometimes people of goodwill draw the suspicion of guilt upon themselves (and, indeed, are guilty) simply because they are not aware of the illegitimacy of certain kinds of “borrowing” and of the procedures for correct identification of materials other than those gained through independent research and reflection.”

“The spectrum is a wide one. At one end there is a word-for-word copying of another’s writing without enclosing the copied passage in quotation marks and identifying it in a footnote, both of which are

necessary. (This includes, of course, the copying of all or any part of another student's paper.) It hardly seems possible that anyone of college age or more could do that without clear intent to deceive. At the other end there is the almost casual slipping in of a particularly apt term which one has come across in reading and which so aptly expresses one's opinion that one is tempted to make it personal property."

"Between these poles there are degrees and degrees, but they may be roughly placed in two groups. Close to outright and blatant deceit-but more the result, perhaps, of laziness than of bad intent-is the patching together of random jottings made in the course of reading, generally without careful identification of their source, and then woven into the text, so that the result is a mosaic of other people's ideas and words, the writer's sole contribution being the cement to hold the pieces together. Indicative of more effort and, for that reason, somewhat closer to honest, though still dishonest, is the paraphrase, and abbreviated (and often skillfully prepared) restatement of someone else's analysis or conclusion, without acknowledgment that another person's text has been the basis for the recapitulation."

The paragraphs above are from H. Martin and R. Ohmann, *The Logic and Rhetoric of Exposition, Revised Edition*. Copyright 1963, Holt, Rinehart and Winston.

## Academic Conduct Code

### I. Philosophy of Discipline

The objective of Boston University in enforcing academic rules is to promote a community atmosphere in which learning can best take place. Such an atmosphere can be maintained only so long as every student believes that his or her academic competence is being judged fairly and that he or she will not be put at a disadvantage because of someone else's dishonesty. Penalties should be carefully determined so as to be no more and no less than required to maintain the desired atmosphere. In defining violations of this code, the intent is to protect the integrity of the educational process.

### II. Academic Misconduct

Academic misconduct is conduct by which a student misrepresents his or her academic accomplishments, or impedes other students' opportunities of being judged fairly for their academic work. Knowingly allowing others to represent your work as their own is as serious an offense as submitting another's work as your own.

### III. Violations of this Code

Violations of this code comprise attempts to be dishonest or deceptive in the performance of academic work in or out of the classroom, alterations of academic records, alterations of official data on paper or electronic resumes, or unauthorized collaboration with another student or students. Violations include, but are not limited to:

- A. **Cheating on examination.** Any attempt by a student to alter his or her performance on an examination in violation of that examination's stated or commonly understood ground rules.
- B. **Plagiarism.** Representing the work of another as one's own. Plagiarism includes but is not limited to the following: copying the answers of another student on an examination, copying or restating the work

or ideas of another person or persons in any oral or written work (printed or electronic) without citing the appropriate source, and collaborating with someone else in an academic endeavor without acknowledging his or her contribution. Plagiarism can consist of acts of commission-appropriating the words or ideas of another-or omission failing to acknowledge/document/credit the source or creator of words or ideas (see below for a detailed definition of plagiarism). It also includes colluding with someone else in an academic endeavor without acknowledging his or her contribution, using audio or video footage that comes from another source (including work done by another student) without permission and acknowledgement of that source.

- C. **Misrepresentation or falsification of data** presented for surveys, experiments, reports, etc., which includes but is not limited to: citing authors that do not exist; citing interviews that never took place, or field work that was not completed.
- D. **Theft of an examination.** Stealing or otherwise discovering and/or making known to others the contents of an examination that has not yet been administered.
- E. **Unauthorized communication during examinations.** Any unauthorized communication may be considered prima facie evidence of cheating.
- F. **Knowingly allowing another student to represent your work as his or her own.** This includes providing a copy of your paper or laboratory report to another student without the explicit permission of the instructor(s).
- G. **Forgery, alteration, or knowing misuse of graded examinations, quizzes, grade lists, or official records of documents,** including but not limited to transcripts from any institution, letters of recommendation, degree certificates, examinations, quizzes, or other work after submission.
- H. **Theft or destruction of examinations or papers** after submission.
  - I. **Submitting the same work in more than one course** without the consent of instructors.
- J. **Altering or destroying another student's work or records,** altering records of any kind, removing materials from libraries or offices without consent, or in any way interfering with the work of others so as to impede their academic performance.
- K. **Violation of the rules governing teamwork.** Unless the instructor of a course otherwise specifically provides instructions to the contrary, the following rules apply to teamwork: 1. No team member shall intentionally restrict or inhibit another team member's access to team meetings, team work-in-progress, or other team activities without the express authorization of the instructor. 2. All team members shall be held responsible for the content of all teamwork submitted for evaluation as if each team member had individually submitted the entire work product of their team as their own work.
- L. **Failure to sit in a specifically assigned seat during examinations.**
- M. **Conduct in a professional field assignment that violates the policies and regulations of the host school or agency.**
- N. **Conduct in violation of public law occurring outside the University that directly affects the academic and professional status of the student, after civil authorities have imposed sanctions.**
- O. **Attempting improperly to influence the award of any credit, grade, or honor.**
- P. **Intentionally making false statements to the Academic Conduct Committee or intentionally presenting false information to the Committee.**

## Q. Failure to comply with the sanctions imposed under the authority of this code.

# Important Message on Final Exams

Dear Boston University Computer Science Online Student,

As part of our ongoing efforts to maintain the high academic standard of all Boston University programs, including our online MSCIS degree program, the Computer Science Department at Boston University's Metropolitan College requires that each of the online courses includes a proctored final examination.

By requiring proctored finals, we are ensuring the excellence and fairness of our program. The final exam is administered online, and the access will be available at the exam sites.

Specific information regarding final-exam scheduling will be provided approximately two weeks into the course. This early notification is being given so that you will have enough time to plan for where you will take the final exam.

I know that you recognize the value of your Boston University degree and that you will support the efforts of the University to maintain the highest standards in our online degree program.

Thank you very much for your support with this important issue.

Regards,

Professor Lou Chitkushev, Ph.D.

Associate Dean for Academic Affairs

Boston University Metropolitan College

## Who's Who: Roles and Responsibilities

You will meet many BU people in this course and program. Some of these people you will meet online, and some you will communicate with by email and telephone. There are many people behind the scenes, too, including instructional designers, faculty who assist with course preparation, and video and animation specialists.

## People in Your Online Course in Addition to Your Fellow Students

**Your Facilitator.** Our classes are divided into small groups, and each group has its own facilitator. We carefully select and train our facilitators for their expertise in the subject matter and their excellence in teaching. Your facilitator is responsible for stimulating discussions in pedagogically useful areas, for answering your questions, and for grading homework assignments, discussions, term projects, and any manually graded quiz or final-exam questions. If you ask your facilitator a question by email, you should get a response within 24 hours, and usually faster. If you need a question answered urgently, post your question to one of the urgent help topics, where everyone can see it and answer it.

**Your Professor.** The professor for your course has primary responsibility for the course. If you have any questions that your facilitator doesn't answer quickly and to your satisfaction, then send your professor an email in the course, with a cc to your facilitator so that your facilitator is aware of your question and your professor's response.



**Your Senior Faculty and Student Support Administrator, Jennifer Sullivan.** Jen is here to ensure you have a positive online experience. You will receive emails and announcements from Jen throughout the semester. Jen represents Boston University's university services and works for the Office of Distance Education. She prepares students for milestones such as course launch, final exams, and course evaluations. She is a resource to both students and faculty. For example, Jen can direct your university questions and concerns to the appropriate party. She also handles general questions regarding Online Campus functionality for students, faculty, and facilitators, but she does not provide tech support. She is enrolled in all classes and can be contacted within the course through Online Campus email as it is running. You can also contact her by external email at [jensul@bu.edu](mailto:jensul@bu.edu) or call toll free at 1-888-524-2200.

## People Not in Your Online Course

Although you will not normally encounter the following people in your online course, they are central to the program. You may receive emails or phone calls from them, and you should feel free to contact them.

**Your Computer Science Department Online Program Coordinator, Peter Mirza.** Peter administers the academic aspects of the program, including admissions and registration. You can ask him questions about the program, registration, course offerings, graduation, or any other program-related topic. He can be reached at [metcsol@bu.edu](mailto:metcsol@bu.edu) or (617) 353-2566.

**Your Computer Science Department Program Manager, Kim Richards.** Kim is responsible for administering most aspects of the Computer Science Department. You can reach Kim at [kimrich@bu.edu](mailto:kimrich@bu.edu) or (617) 353-2566.

**Andrew Gorlin, Academic Advisor.** Reviews requests for transfer credits and waivers. Advises students on which courses to take to meet their career goals. You can reach Andrew at [asgorlin@bu.edu](mailto:asgorlin@bu.edu), or (617)-353-2566.

**Professor Anatoly Temkin, Computer Science Department Chairman.** You can reach Professor Temkin at [temkin@bu.edu](mailto:temkin@bu.edu) or at 617-353-2566.

**Professor Lou T. Chitkushev, Associate Dean for Academic Affairs, Metropolitan College.** Dr. Chitkushev is responsible for the academic programs of Metropolitan College. Contact Professor Chitkushev with any issues that you feel have not been addressed adequately. The customary issue-escalation sequence after your course facilitator and course faculty is Professor Temkin, and then Professor Chitkushev.

**Professor Tanya Zlateva, Metropolitan College Dean** Dr. Zlateva is responsible for the quality of all the academic programs at Boston University Metropolitan College.

## Disability Services

In accordance with University policy, every effort will be made to accommodate unique and special needs of students with respect to speech, hearing, vision, or other disabilities. Any student who feels he or she may need an

accommodation for a documented disability should contact the [Office of Disability Services](#) at (617) 353-3658 or at [access@bu.edu](mailto:access@bu.edu) for review and approval of accommodation requests.

## Netiquette

The Office of Distance Education has produced a netiquette guide to help you understand the potential impact of your communication style.

Before posting to any discussion forum, sending email, or participating in any course or public area, please consider the following:



### Ask Yourself...

- How would I say this in a face-to-face classroom or if writing for a newspaper, public blog, or wiki?
- How would I feel if I were the reader?
- How might my comment impact others?
- Am I being respectful?
- Is this the appropriate area or forum to post what I have to say?

## Writing

When you are writing, please follow these rules:

- **Stay polite and positive in your communications.** You can and should disagree and participate in discussions with vigor; however, when able, be constructive with your comments.
- **Proofread your comments before you post them.** Remember that your comments are permanent.
- **Pay attention to your tone.** Without the benefit of facial expressions and body language your intended tone or the meaning of the message can be misconstrued.
- **Be thoughtful and remember that classmates' experience levels may vary.** You may want to include background information that is not obvious to all readers.
- **Stay on message.** When adding to existing messages, try to maintain the theme of the comments previously posted. If you want to change the topic, simply start another thread rather than disrupt the current conversation.
- **When appropriate, cite sources.** When referencing the work or opinions of others, make sure to use correct citations.

## Reading

When you are reading your peers' communication, consider the following:

- **Respect people's privacy.** Don't assume that information shared with you is public; your peers may not want personal information shared. Please check with them before sharing their information.
- **Be forgiving of other students' and instructors' mistakes.** There are many reasons for typos and misinterpretations. Be gracious and forgive other's mistakes or privately point them out politely.
- **If a comment upsets or offends you, reread it and/or take some time before responding.**

### Important Note

Don't hesitate to let your instructor or your faculty and student support administrator know if you feel others are inappropriately commenting in any forum.

All Boston University students are required to follow academic and behavioral conduct codes. Failure to comply with these conduct codes may result in disciplinary action.

## Registration Information and Important Dates

[View the drop dates for your course.](#)

[Withdraw or drop your course.](#)

- If you are dropping down to zero credits for a semester, please contact your college or academic department.
- **Nonparticipation in your online course does not constitute a withdrawal from the class.**
- If you are unable to drop yourself on student link please contact your college or academic department.

## Technical Support

### Experiencing issues with BU websites or Blackboard?

It may be a system-wide problem. Check the BU Information Services & Technology (IS&T) [news page](#) for announcements.

Boston University technical support is available via email ([ithelp@bu.edu](mailto:ithelp@bu.edu)), the [support form](#), and phone (888-243-4596). Please note that the IT Help Center has multiple locations. All locations can be reached through the previously mentioned methods. For IT Help Center hours of operation please visit their [contact page](#). For other times, you may still submit a support request via email, phone, or the support form, but your question won't receive a response until the following day. If you aren't calling, it is highly recommended that you submit your support request

via the technical-support form as this provides the IS&T Help Center with the best information in order to resolve your issue as quickly as possible.

Examples of issues you might want to request support for include the following:

- Problems viewing or listening to sound or video files
- Problems accessing internal messages
- Problems viewing or posting comments
- Problems attaching or uploading files for assignments or discussions
- Problems accessing or submitting an assessment

To ensure the fastest possible response, please fill out the online form using the link below:

IT Help Center Support
888-243-4596 or 617-353-4357 or <a href="#">Web</a>
Check your open tickets using <a href="#">BU's ticketing system</a> .

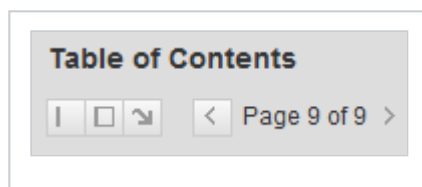
## Navigating Courses

For best results when navigating courses, it is recommended that you use the Mozilla [Firefox](#) browser.

The Table of Contents may contain folders. These folders open and close (+ and – signs) and may conceal some pages. To avoid missing content pages, you are advised to use the next- and previous-page buttons (and icons) in the top-right corner of the learning content.

Please also familiarize yourself with the navigation tools, as shown below; these allow you to show and hide both the Course Menu and the Table of Contents on the left. This will be helpful for freeing up screen space when moving through the weekly lecture materials.

Navigation tools for the Table of Contents are shown in the image below:



Clicking on the space between the Course Menu and the Table of Contents allows you to show or hide the Course Menu on the left:



## Web Resources/Browser Plug-Ins

To view certain media elements in this course, you will need to have several browser plug-in applications installed on your computer. See the Course Resources page in the syllabus of each individual course for other specific software requirements.

- Check your computer's compatibility by reviewing Blackboard's [System Requirements](#)
- Check your browser settings with Blackboard's [Connection Test](#)
- Download most recent version of [Adobe Flash Player](#)
- Download most recent version of [Adobe Acrobat Reader](#)

## How to Clear Your Browser Cache

The IT Help Center recommends that you periodically [clear your browser cache](#) to ensure that you are viewing the most current content, particularly after course or system updates.

This page is also found within the "How to..." section of the [online documentation](#), which contains a list of some of the most common tasks in Blackboard Learn.

**Boston University** Metropolitan College