


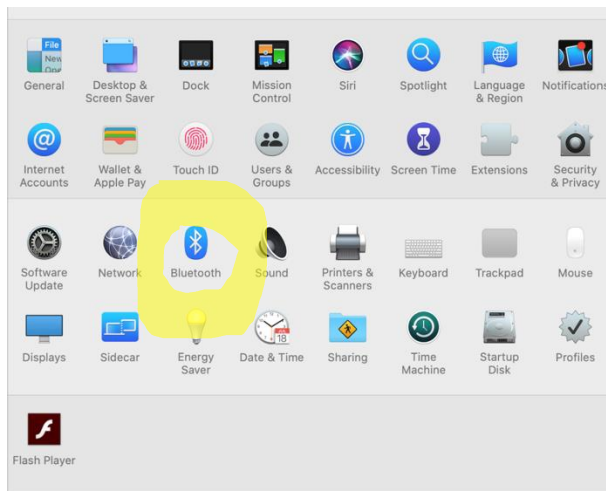
Sound Core Earphones

Tuesday, September 1, 2020
4:51 PM


To connect your new Earphones on your Apple Computer, go to System Preferences



Select Bluetooth




Please Make sure the Bluetooth radio is on



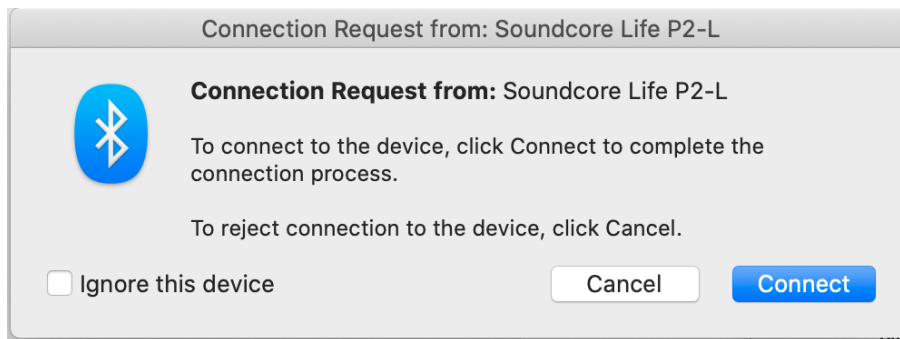
The earphones will light up when you pull them out of the case:



And will also show up on the Bluetooth menu.



You will need to confirm the pairing when the second screen pops up:



Then you will be able to select the earphones as a microphone in Zoom.

