

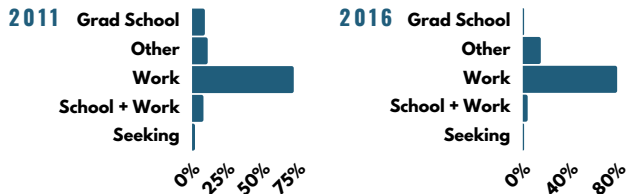
2021 ALUMNI CAREER SURVEY



Every year, BU surveys undergraduate alumni five and ten years after graduation on their career trajectory. Here's what the classes of 2011 and 2016 told us.

CURRENT ACTIVITY

A majority of employed respondents reported being in the same industry as their first job after BU.



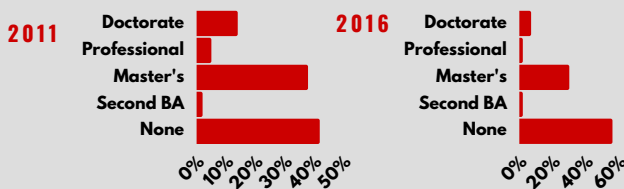
MEDIAN SALARY

These figures represent the median salary for each alumni class, across all industries.



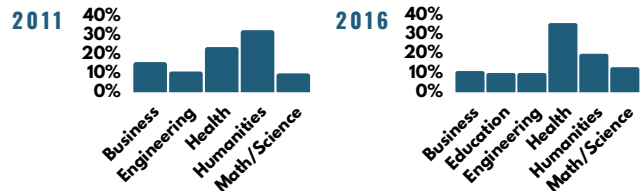
DEGREES EARNED

To date, 60% of respondents from 2011 and 42% from 2016 have earned at least one additional degree.



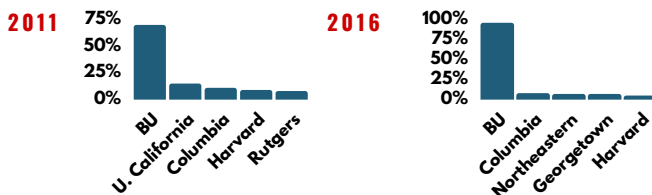
GRAD STUDY FIELDS

76% of respondents from 2011 and 80% from 2016 pursued additional degrees in these fields.



GRAD SCHOOL PICKS

Of alumni who pursued post-grad study, BU was the most popular destination.



DOUBLE TERRIERS

The total percentage of alumni returning to BU for additional degrees increased from 2011 to 2016.



SATISFACTION RATE

We asked respondents to rate (1-10) how well their current activity aligns with their career goals.



RESPONSE RATE

The survey was sent via email to alumni who received bachelor's degrees in 2011 and 2016. The response rate provides a +/- 3.05% margin of error, with a 99% confidence level.

