



Executive Dashboard

OSP Activity

November

Status Key

Received Action or Item was received by OSP in November
Submitted Action or Item was submitted, completed, or executed in November
Open All open Actions or Items (cumulative) as of November 30th

Grouping Key

OSP OSP Research Administrator Responsible for proposal, awards, and non-financial postaward actions
ROSA Award Setup Team Responsible for award setup and other award actions.

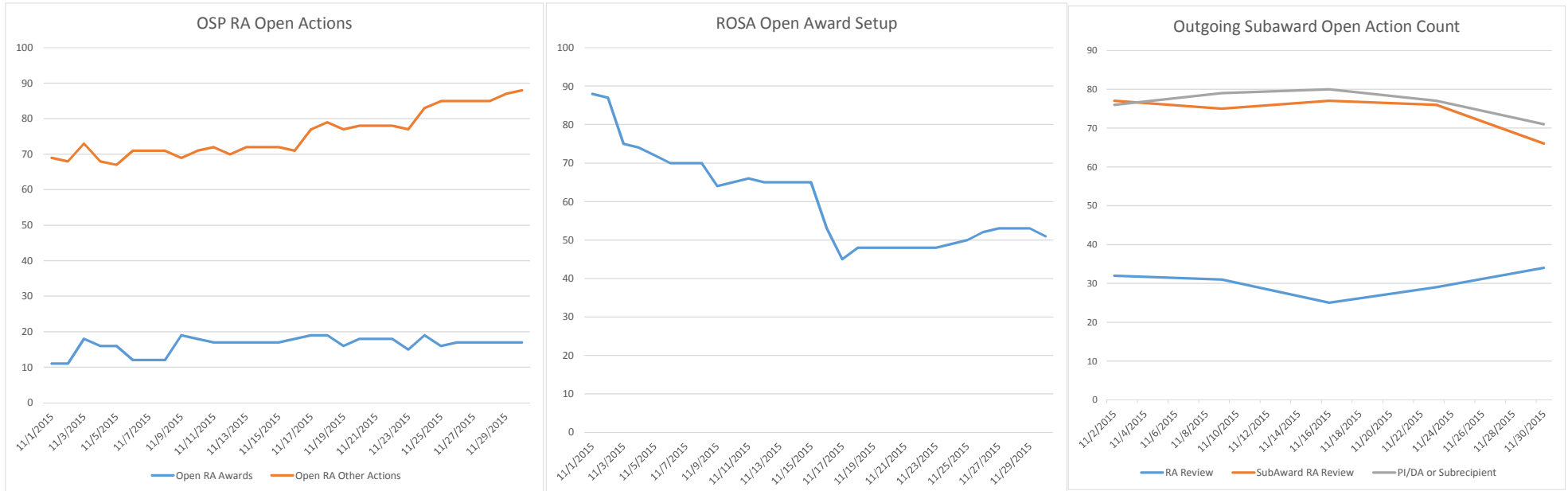
Campus	Proposals			Awards				Outgoing SubAwards				Industry Agreements				Other Actions								
	Received	Submitted	Open	Beg Bal	Received	Executed	Open		Beg Bal	Received	Executed	Open	Beg Bal	Received	Completed	Open	Beg Bal		Received		Completed		Open	
							OSP	ROSA									OSP	ROSA	OSP	ROSA	OSP	ROSA	OSP	ROSA
Charles River	127	98	16	26	42	55	9	4	50	13	17	51	5	13	13	8	28	16	61	41	57	39	32	18
Medical	76	79	7	18	63	54	19	8	143	18	52	123	42	25	35	27	40	27	103	36	86	43	57	20
Total	203	177	23	44	105	109	40		193	31	69	174	47	38	48	35	111		241		225		127	

Notes:

<i>Sources:</i> OSP SharePoint site (Received, Open); SAP BW (Submitted)	<i>Sources:</i> OSP SharePoint site; ROSA SharePoint site	<i>Sources:</i> KCRM Subaward module	<i>Sources:</i> KCRM Industry Agreements Module	<i>Sources:</i> OSP SharePoint site (RA); ROSA SharePoint site (AA)
--	---	--------------------------------------	---	---

Open Activity Trends

Open activity in the major areas of OSP activity for the month of November. We do not currently have the level of data to report on Industry Agreements in this manner.



OSP RA Other Actions includes anything not categorized as an award or proposal. Ex: Progress report, Termination, Rebudget, Just in Time, Inquiry, Preaward, Closeout, Outgoing subaward, No cost extension, IPA

Proposals

Days OSP Receives a Proposal Prior to Deadline Date

Proposals received with less than 3 days until the deadline date create work management issues for the RA community. Data represents November proposals submitted.

School	Same Day	1 Day	2 Day	3+ Day	Count
CAS	11%	11%	0%	79%	76
ENG	58%	11%	3%	29%	38
SAR	82%	0%	0%	18%	11
SSW	50%	0%	0%	50%	2
CRC All Other	29%	43%	14%	14%	7
MED	20%	11%	13%	56%	54
SPH	18%	24%	12%	47%	17
SDM	29%	0%	0%	71%	7
Total	28%	12%	6%	54%	212
Previous Month	31%	17%	9%	43%	254

Notes: The proposals received the same day or the day before the deadline dropped by 8% from the previous month.

Common Issues with Proposals Received by OSP

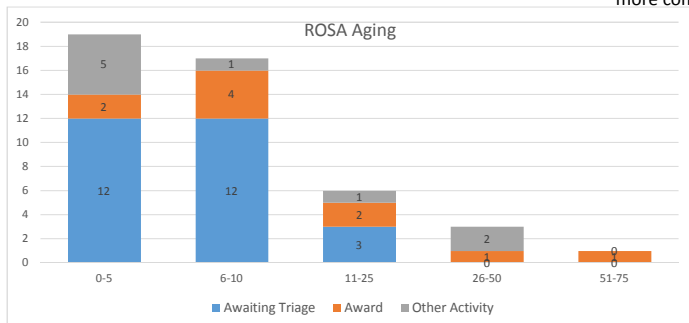
Improving the communities error rate on proposal submissions will create a more efficient and worthwhile OSP review process. Data represents November proposals submitted.

	Missing Data	Budget Issue	Agreement Issue	Incomplete Forms	Count
CAS	18%	7%	0%	21%	76
ENG	0%	0%	0%	0%	38
SAR	0%	0%	0%	0%	11
SSW	0%	0%	0%	0%	2
CRC All Other	14%	0%	0%	14%	7
MED	9%	2%	0%	19%	54
SPH	0%	0%	0%	6%	17
SDM	0%	0%	0%	0%	7
Total	9%	3%	0%	13%	212
Previous Month	4%	2%	1%	7%	254

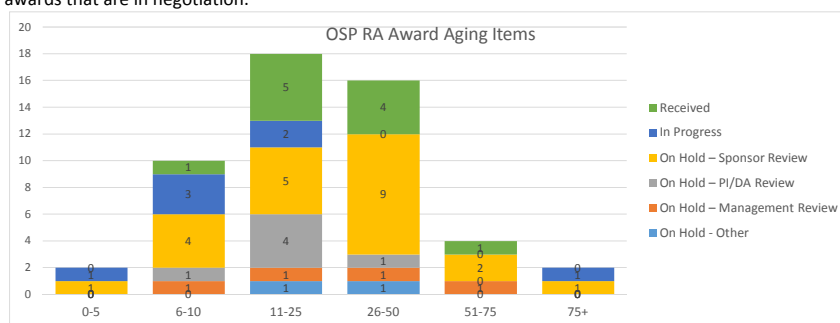
Notes: Our system currently only allows one hold per proposal, therefore, multiple issues with single proposals are not represented here. Tracking these issues will help OSP target training and support needs. Each row is representative of the percentage of issues for that school/department. There has been an increase in the amount of proposals received with issues, especially with missing data and incomplete forms.

Awards

All open awards (as of 11/30/15) shown with their current age. The Award Setup queue represent the awards awaiting setup by the Award Analysts while the RA Award Review aging represents the more complicated awards that are in negotiation.



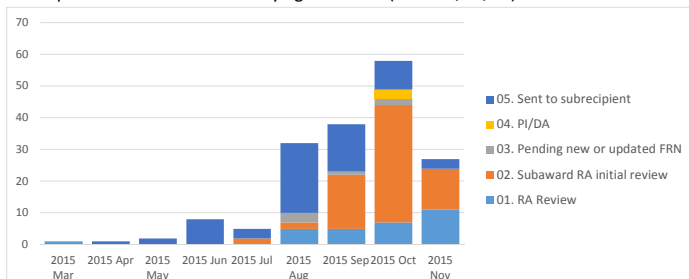
Notes: There has been continued progress in the reduction of the ROSA open queue over the past month, down to 50. There has also been a reduction in the amount of aging items over 10 days.



Notes:

Outgoing SubAwards

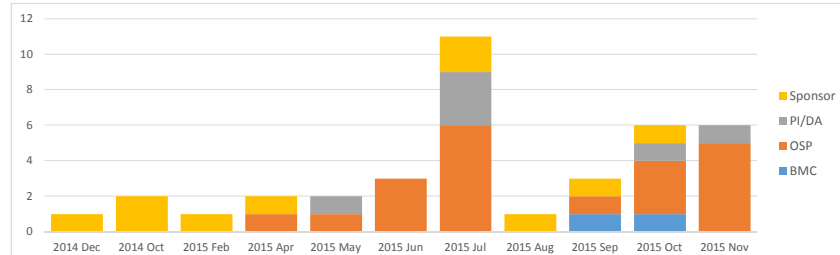
All open subawards and industry agreements (as of 11/30/15) shown with their current age. We are continuing to improve reporting in these areas and, therefore, these results should be considered draft.



Notes: OSP is continually working on improving reporting for SubAward data. This aging snapshot was built using a KCRM report in test and therefore results should be verified.

Industry Agreements

Industry Agreements data is being migrated to the KCRM Negotiations module and we expect to provide more robust reporting in future months.



Notes: Industry Agreements data is being migrated to the KCRM Negotiations module and we expect to provide more robust reporting in future months.