



Executive Dashboard OSP Activity Jan-16

Status Key

Received Action or Item was received by OSP in January
Submitted Action or Item was submitted, completed, or executed in January
Open All open Actions or Items (cumulative) as of January 31st

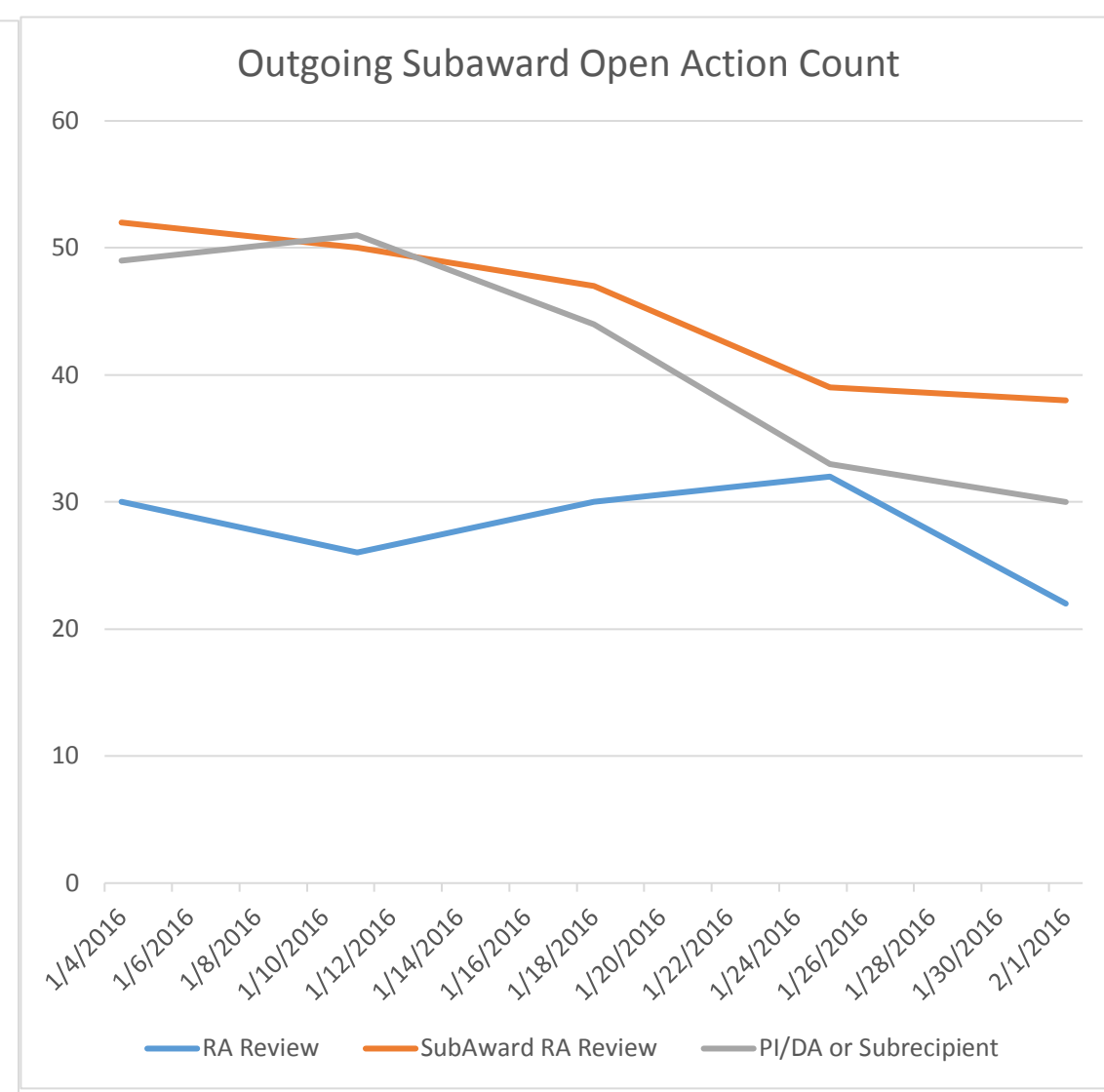
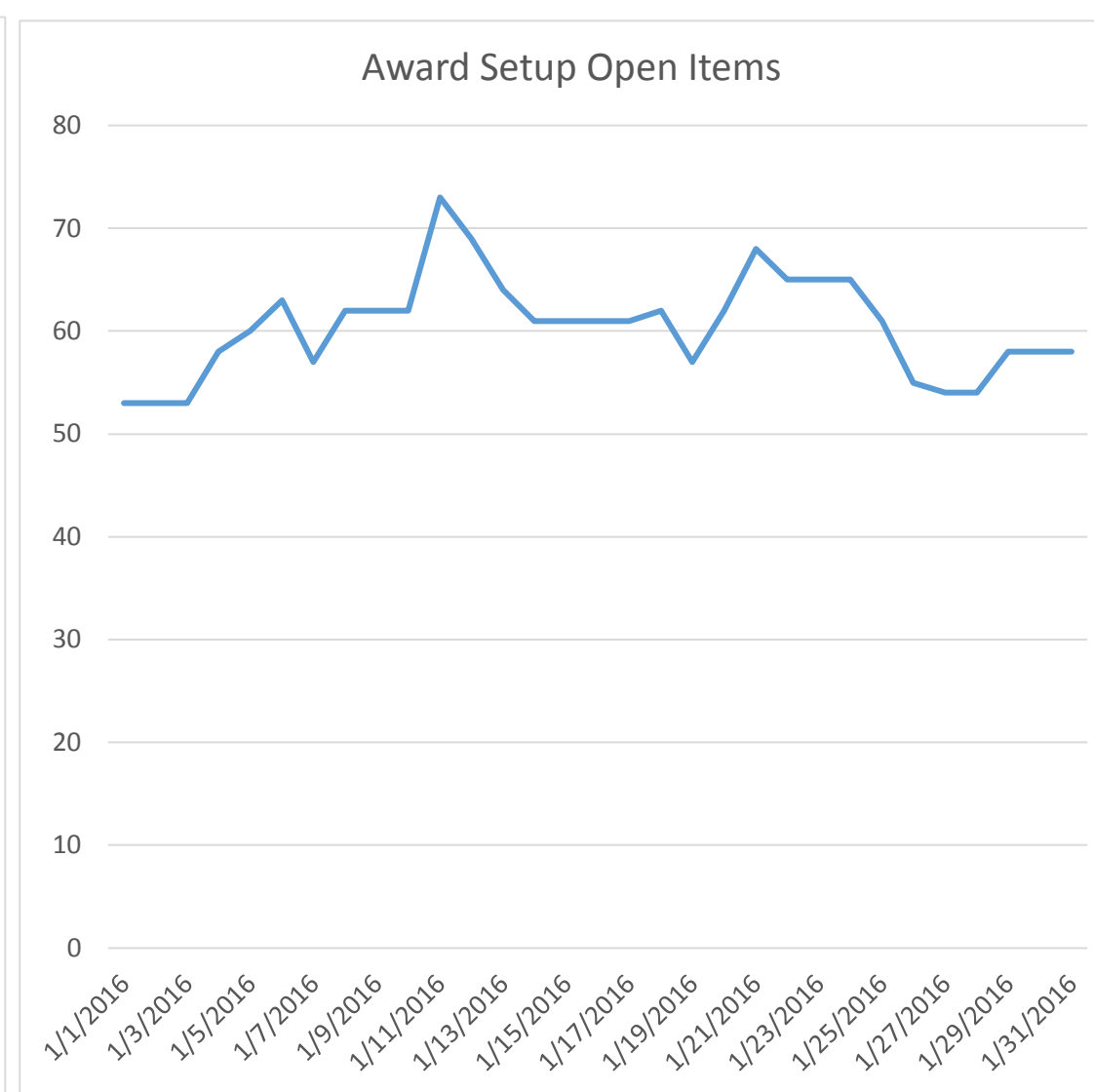
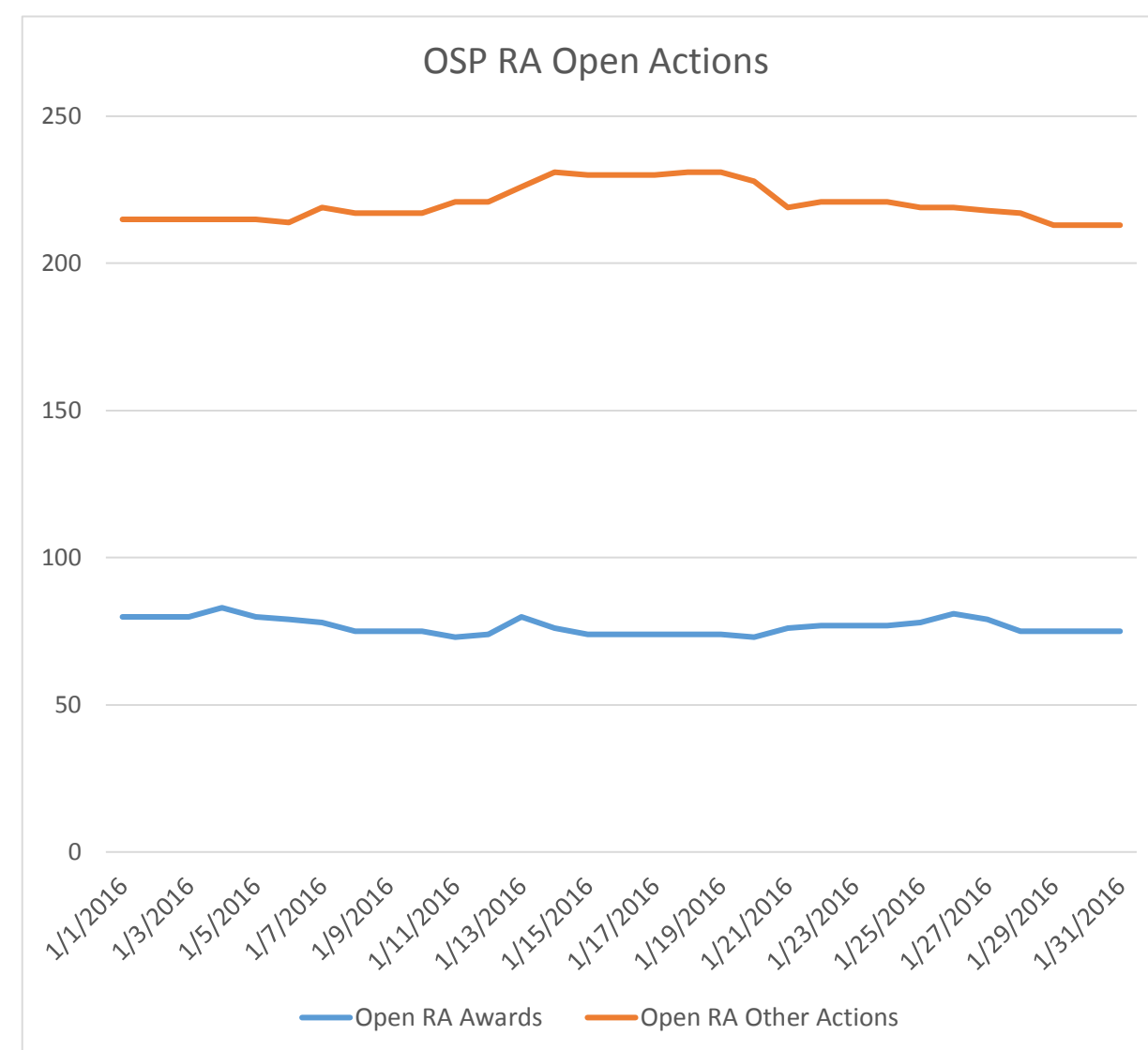
Grouping Key

OSP OSP Research Administrator Responsible for proposal, awards, and non-financial postaward actions
ROSA Award Setup Team Responsible for award setup and other award actions.

Campus	Proposals			Awards				Outgoing SubAwards				Industry Agreements				Other Actions								
	Received	Submitted	Open	Beg Bal	Received	Executed	Open		Beg Bal	Received	Executed	Open	Beg Bal	Received	Completed	Open	Beg Bal		Received		Completed		Open	
							OSP	ROSA									OSP	ROSA	OSP	ROSA	OSP	ROSA	OSP	ROSA
Charles River	88	76	26	13	45	45	9	4	47	14	17	40	8	13	19	11	44	8	62	48	71	33	35	23
Medical	84	61	16	17	63	59	14	7	91	19	64	56	22	9	21	21	44	7	106	43	95	34	55	16
Total	172	137	42	30	108	104	34		138	33	81	96	30	22	40	32	103		259		233		129	
Notes:	<i>Sources: OSP SharePoint site (Received, Open); SAP BW (Submitted)</i>			<i>Sources: OSP SharePoint site; ROSA SharePoint site</i>				<i>Sources: KCRM Subaward module</i>				<i>Sources: KCRM Industry Agreements Module</i>				<i>Sources: OSP SharePoint site (RA); ROSA SharePoint site (AA)</i>								

Open Activity Trends

Open activity in the major areas of OSP activity for the month of January. We do not currently have the level of data to report on Industry Agreements in this manner.



Proposals

Days OSP Receives a Proposal Prior to Deadline Date

Proposals received with less than 3 days until the deadline date create work management issues for the RA community. Data represents January proposals submitted.

School	Same Day	1 Day	2 Day	3+ Day	Count
CAS	29%	23%	20%	29%	35
ENG	53%	6%	0%	41%	17
SAR	0%	67%	0%	33%	3
SSW	25%	75%	0%	0%	4
SED	0%	33%	0%	67%	3
CRC All Other	25%	50%	0%	25%	4
MED	20%	34%	9%	36%	44
SPH	27%	18%	5%	50%	22
SDM	0%	100%	0%	0%	5
Total	27%	30%	10%	33%	137
Previous Month	19%	25%	11%	45%	132

Notes:

Common Issues with Proposals Received by OSP

Improving the communities error rate on proposal submissions will create a more efficient and worthwhile OSP review process. Data represents January proposals submitted.

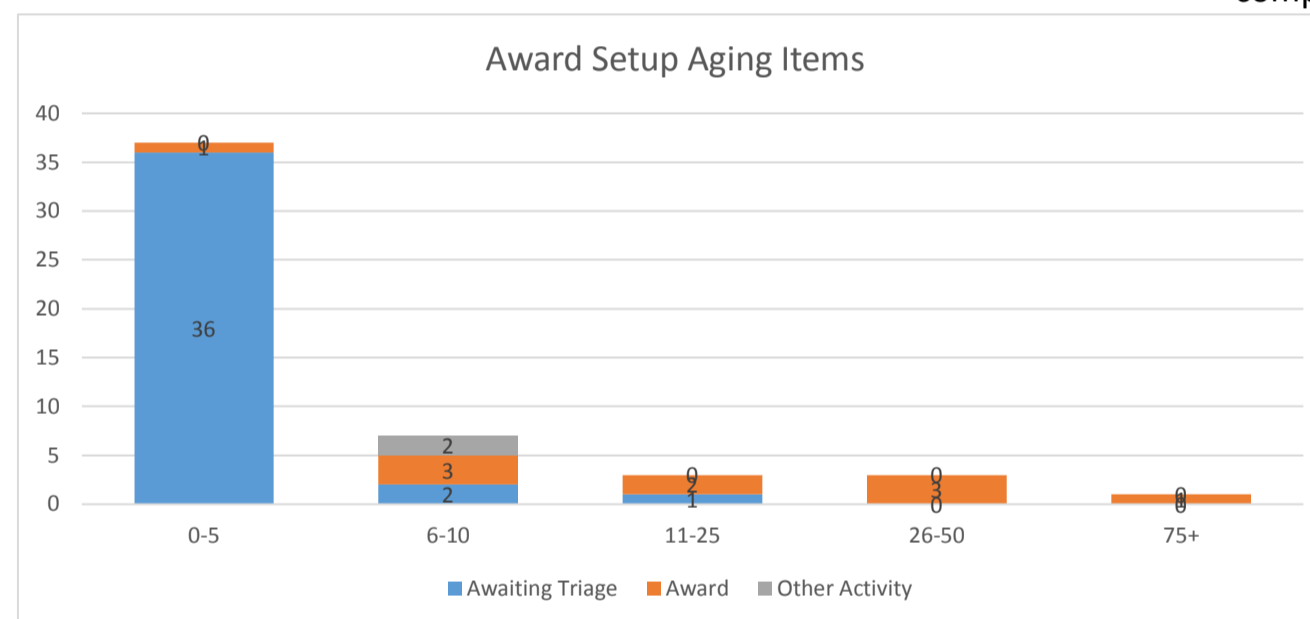
	Missing Data	Budget Issue	Agreement Issue	Incomplete Forms	Count
CAS	3%	3%	0%	3%	35
ENG	0%	0%	0%	0%	17
SAR	0%	0%	0%	0%	3
SSW	0%	0%	0%	0%	4
SED	0%	0%	0%	0%	3
CRC All Other	0%	0%	0%	0%	4
MED	5%	0%	0%	2%	44
SPH	0%	9%	0%	0%	22
SDM	0%	0%	0%	0%	5
Total	2%	2%	0%	1%	137
Previous Month	9%	4%	2%	12%	132

Notes:

Our system currently only allows one hold per proposal, therefore, multiple issues with single proposals are not represented here. Tracking these issues will help OSP target training and support needs. Each row is representative of the percentage of issues for that school/department. The Total shows the total percentage for the University.

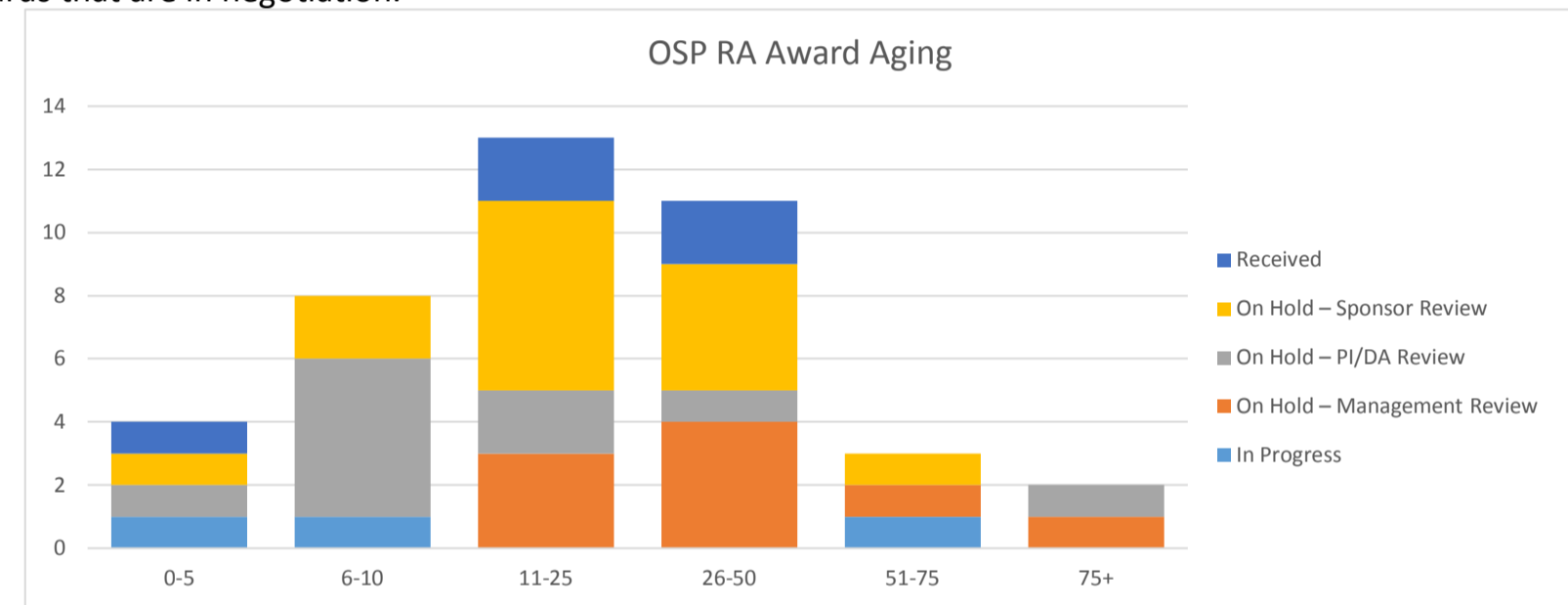
Awards

All open awards (as of 1/31/16) shown with their current age. The Award Setup queue represent the awards awaiting setup by the Award Analysts while the RA Award Review aging represents the more complicated awards that are in negotiation.



Notes:

While the total open actions for the Award Setup team has increased, the aging report shows a normalized curve managing the workload is a first in, first out strategy.

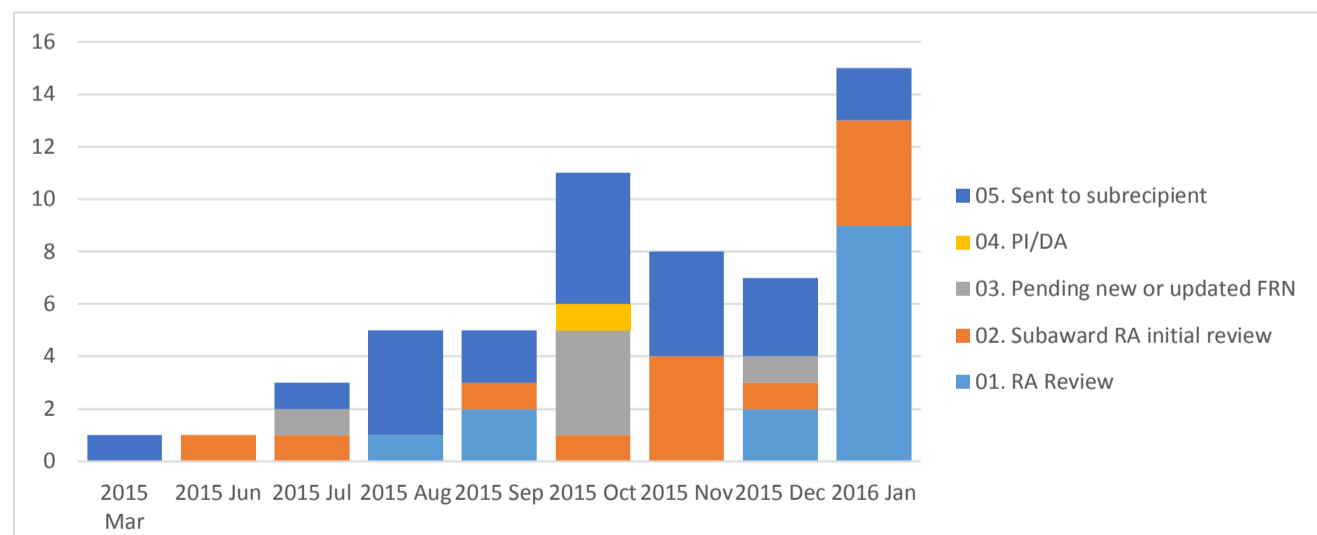


Notes:

Significant reductions in the Award Aging queue from last month (83 to 57). Of particular significance, the items aged over 75 days has reduced from 21 to 8.

Outgoing SubAwards

All open subawards and industry agreements (as of 1/31/16) shown with their current age. We are continuing to improve reporting in these areas and, therefore, these results should be considered

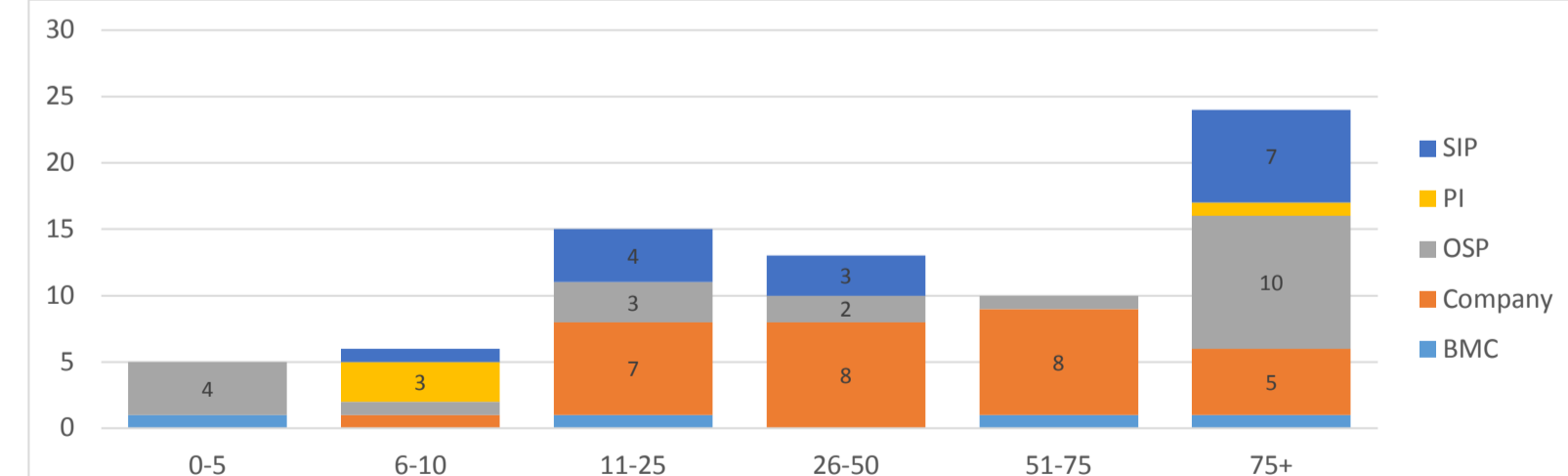


Notes:

OSP is continually working on improving reporting for SubAward data. This aging snapshot was built using a KCRM report in test and therefore results should be verified.

Industry Agreements

draft.



Notes:

Industry Agreements data is being migrated to the KCRM Negotiations module and we expect to provide more robust reporting in future months.