

Corporate Financial Management Class Guide

Pardee Management Library

Fall 2010

Pardee Resources

- **Screening for Companies**
 - Bloomberg (slide 5)
 - Has a very robust screening engine. Data can be downloaded into Excel using the Bloomberg Excel Add-In (Bloomberg API) functionality.
 - Mergent (slide 23)
 - Has a less robust screening/search engine. Data can be downloaded into Excel.
- **Mergers & Acquisitions Data**
 - Bloomberg (slides 7-22)
 - Allows exporting of results into Excel
 - Provides deal multiples, deal descriptive data and financials at time of merger/acquisition.
- **Company Financials & SEC Filings**
 - Mergent (slides 23-25)
 - Provides company financials that can be downloaded into Excel
 - Provides the latest 25 SEC filings for a company and a search engine to retrieve all filings for a company.
- **Analyst Reports** (slide 26)
- **Beta** (slide 27)
 - See Pardee's Beta Tutorial at <http://www.bu.edu/library/management/tutorials/beta/index.html>
 - WRDS
 - Value Line
 - Bloomberg
- **Risk Free Rate, 20 Year Treasury** (slide 28)
 - Ibbotson's Stocks, Bonds, Bills and Inflation
 - Bloomberg
 - Federal Reserve Board Release: H.15 Selected Interest Rates at <http://www.federalreserve.gov/Releases/H15/data.htm>
- **Industry & Company Information**
 - See Pardee's Guides & Tutorials for:
 - Company & Industry <http://www.bu.edu/library/guides/pml/compind/companyindustry.html>
 - Company Annual & Financial Reports <http://www.bu.edu/library/guides/pml/tenkay.html>

Bloomberg

- Provides news and analytics from over 129 countries and 250 exchanges for Government, Corporate, Mortgage, Money, Municipal, Preferred, Equity, Commodity, Indices and Currency markets.
- Stand Alone terminal in Pardee
- Can export M&A data into Excel spreadsheet.
- Can drag ticker lists into Excel to use with WRDS.
- Contains downloading capability through the Bloomberg Excel Add-In (Bloomberg API) functionality.
- Pardee Library Bloomberg Tutorials:
<http://www.bu.edu/library/management/tutorials/bloombergtutorial.html>

Logging into Bloomberg



Market Sector Keys F2-F11
(Yellow Keys).

PRINT Key.

GO /Enter Key – Green Key,
Lower Right.

HOME - will place your
cursor in the “home” position
in the upper left hand corner
of the screen.

PAGE FORWARD/BACK -
lets you scroll within a screen
that contains multiple pages.

MENU - takes you back to
previous screen.

HELP – press help once to
access the HELP function.

HELP HELP– press help
twice to e-mail Bloomberg’s
Help desk.

**Hit the Red
Default Key
ID: SMG 595
Password:
Pardee**

Bloomberg Tips

Finding a Securities Identifier/Ticker

To retrieve the information for your security you must have the security identifier. For equities the ticker is the most common identifier.

1. To find the identifier/ticker choose the market sector <F8 Equity> key.
2. Type the shortcut TK <GO>
3. Enter your securities name and choose the ticker matching your security.

Finding information for your Security once you have the Ticker

Type in your ticker, hit the <F8 Equity> market key then the green <GO>*key

For example: IBM <F8 Equity> <GO>

Once within a security's universe you can use shortcuts to move within the universe of information

For example: DES <GO> for the securities description page

FA <GO> for the financial analysis page

BETA <GO> for the current BETA

Or go directly to the information you are looking for like Corporate Actions from anywhere in the system by using the following convention:

Ticker <Market Sector> Shortcut code <GO>

For example: IBM <F8 Equity> CACS <GO> for IBM's corporate actions page

*Note the notation <GO> indicates to hit the green GO or Enter key.

Downloading Data using the Bloomberg API

- **DAPI <GO> - Bloomberg Excel Add-In Menu** – Provides information on Bloomberg formulas and functions.
- **Downloading Data Using the Bloomberg API – Pardee Library Guide:**
<http://www.bu.edu/library/management/tutorials/documents/BloombergAPIHandout.pdf>
- **Bloomberg Formula Syntax:**
 - BDH (Bloomberg Data History) downloads the historical data for a selected security and time frame.
 - BDP (Bloomberg Data Point) downloads data to a single cell in the Excel spreadsheet. This formula is used for only one security and one field.
 - BDS (Bloomberg Data Set) downloads descriptive data to the Excel spreadsheet and uses multiple cells.

Bloomberg Mergers & Acquisitions Data

- MA <GO> is the shortcut code for Bloomberg mergers & acquisitions data. You will use this function within Bloomberg to screen for M&A deals.
- You can use up to 20 variables to screen for deals.
- M&A deal information includes deal multiples, financials (at time of merger) and deal descriptive information.
- Follow the steps on the next pages to retrieve your M&A data.
- Where applicable the function shortcut codes have been placed in the upper right hand corner of key screens.

Instructions for M&A Search

Shortcut: MA <GO>

- Click on **96) Advanced Search**.
- Click on **11) Date Range**.
- Select **10) Custom** from drop-down menu.
 - Enter the date range.
 - Click on Completion Date.
 - Click on **1) Update**.

(Bloomberg screen shots on the following pages: 9-10.)

<HELP> for explanation.

EquityMA

Enter #<GO> to see further analysis

95) Quick Search	96) Advanced Search	97) Edit Defaults	M&A Analysis
Region Global	Currency USD	Ⓜ) M&A Arbitrage	Ⓜ) M&A News

1) Top Deals

Target	Acquirer	Ann Date	Ann Value	Premium (%)	Payment Type
1) AIA Group Ltd	Prudential PLC	03/01/10	35.50B		Cash and Stock
2) Carso Global Telecom SAB de	America Movil SAB de CV	01/13/10	25.74B	2.68	Stock
3) American Life Insurance Co	MetLife Inc	03/08/10	12.59B		Cash and Stock
4) Smith International Inc	Schlumberger Ltd	02/21/10	12.34B	42.18	Stock
5) North American Bottling Busin	Coca-Cola Co/The	02/25/10	12.24B		Stock

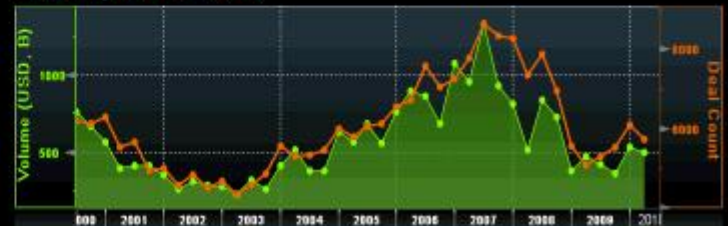
Activity Breakdown

Target Industry	Volume ↑	Count	Target Region	Volume ↑	Count
6) Insurance	68.52B	92	100) Global	497.06B	5,729
7) Telecommunications	51.14B	168	101) North America	189.75B	2,213
8) Oil&Gas	29.95B	200	102) Asia Pacific	150.33B	1,911
9) Oil&Gas Services	26.64B	49	103) Latin America & Caribbean	71.84B	224
10) Beverages	23.28B	49	104) Europe	62.36B	1,176
			105) Middle East & Africa	24.62B	168

2) League Table - Financial

Adviser	Volume ↑	Count
11) Goldman Sachs	140.92B	51
12) Credit Suisse	126.72B	46
13) JP Morgan	101.47B	42
14) Deutsche Bank	99.23B	44
15) Citi	93.42B	37

3) Activity Trend (Global)



Australia 61 2 9777 8600 Brazil 5511 3048 4500 Europe 44 20 7330 7500 Germany 49 69 9204 1210 Hong Kong 852 2977 6000
 Japan 81 3 3201 8900 Singapore 65 6212 1000 U.S. 1 212 318 2000
 Copyright 2010 Bloomberg Finance L.P. G564-589-0 31-Mar-10 11:17:54

<HELP> for explanation.
1<GO> to Update, <MENU> to close

EquityMA

96) Actions M&A Search

Search Criteria Selected Search Criteria. All criteria will apply.

DEAL CRITERIA

- 1) Date Range
- 2) Deal Size
- 3) Deal Status
- 4) Deal Type
- 5) Payment Type
- 6) Premium
- 7) Other Criteria

COMPANY UNIVERSE

- 8) Company List
- 9) Exchang
- 10) Index
- 11) Sector/I
- 12) Public/Private
- 13) Region/I
- 14) SIC Code
- 15) State

DEAL TERMS

- 16) Adviser
- 17) Adviser
- 18) Approval
- 19) Deal Mul
- 20) Fees Disclosed
- 21) Fundamental
- 22) Nature Of Bid

Dates

Date Range Custom
03/31/05 - 03/31/10

Apply to

- Announced Date
- Amendment Date
- Completion Date
- Competing Bid Date

1) Update Close

Display Currency USD
Remark

1) Results 2) Save

81) Build/Edit Search 82) Searches

Australia	61	2	9777	8600	Brazil	5511	3048	4500	Europe	44	20	7330	7500	Germany	49	69	9204	1210	Hong Kong	852	2977	6000
Japan	81	3	3201	8900	Singapore	65	6212	1000	U.S.	1	212	318	2000	Copyright 2010 Bloomberg Finance L.P. G564-589-0 31-Mar-10 15:58:47								

Instructions for M&A Search

Shortcut: MA <GO>

- Click on **13) Deal Status**.
 - Click on Completed.
 - Click on **1) Update**.

- Click on **22) Public/Private**.
 - Click on public or private.
 - Click on **1) Update**.

(Bloomberg screen shots on the following pages: 12-13)

<HELP> for explanation.
1<GO> to Update, <MENU> to close

EquityMA

96) Actions M&A Search

Search Criteria

Selected Search Criteria. All criteria will apply.
101) Dates : Custom(03/31/2005, 03/31/2010) Apply to - Completion Date

Deal Status

Any of These

Pending

Completed

Terminated

1) Update Close

DEAL CRITERIA

- 11) Date Range
- 12) Deal Size
- 13) Deal Status
- 14) Deal Type
- 15) Payment Type
- 16) Premium
- 17) Other Criteria

COMPANY UNIVERSE

- 18) Company List
- 19) Exchange
- 20) Index
- 21) Sector/Industry
- 22) Public/Private
- 23) Region/Country
- 24) SIC Code
- 25) State

DEAL TERMS

- 26) Adviser
- 27) Adviser Type
- 28) Approval
- 29) Deal Multiple
- 30) Fees Disclosed
- 31) Fundamental
- 32) Nature Of Bid

Display Currency: USD

Remark

1) Results 2) Save

81) Build/Edit Search 82) Searches

Australia 61 2 9777 8600 Brazil 5511 3048 4500 Europe 44 20 7330 7500 Germany 49 69 9204 1210 Hong Kong 852 2977 6000
Japan 81 3 3201 8900 Singapore 65 6212 1000 U.S. 1 212 318 2000 Copyright 2010 Bloomberg Finance L.P.
G564-589-0 31-Mar-10 15:59:28

<HELP> for explanation.
1<GO> to Update, <MENU> to close

EquityMA

96) Actions M&A Search

Search Criteria

Selected Search Criteria. All criteria will apply.

101) Dates : Custom(03/31/2005, 03/31/2010) Apply to - Completion Date
102) Deal Status : Completed

DEAL CRITERIA

11) Date Range 12) Deal Size
13) Deal Status 14) Deal Type
15) Payment Type 16) Premium
17) Other Criteria

COMPANY UNIVERSE

18) Company List 19) Exchange
20) Index 21) Sector/Indust
22) Public/Private 23) Region/Countr
24) SIC Code 25) State

DEAL TERMS

26) Adviser 27) Adviser Type
28) Approval 29) Deal Multiple
30) Fees Disclosed 31) Fundamental
32) Nature Of Bid

Company Public
 Private

Apply to Target Or
 Seller Or
 Acquirer

Target or Seller or Acquirer

1) Update Close

Display Currency USD
Remark

1) Results 2) Save

81) Build/Edit Search 82) Searches

Australia 61 2 9777 8600 Brazil 5511 3048 4500 Europe 44 20 7330 7500 Germany 49 69 9204 1210 Hong Kong 852 2977 6000
Japan 81 3 3201 8900 Singapore 65 6212 1000 U.S. 1 212 318 2000 Copyright 2010 Bloomberg Finance L.P.
G564-589-0 31-Mar-10 16:00:00

M&A Search

Country & SIC Code Selection

- Click on **23) Region/Country**. First choose a region from the left hand side by clicking on the + sign next to the region name. Next choose the country by clicking on it. (Example: Click on the + sign next to North America. Click on United States). Click on **1) Update**.
- Click on **24) SIC Code**. Type the SIC code range in the Min box and the Max box (Example: SIC Code: 2834: Pharmaceutical Preparations) . Click on the GO button. Click on **1) Update**.
- Click on “**1 <GO> for results**” at the top of the screen.

(Bloomberg screen shots on the following pages: 15-17.)

<HELP> for explanation.
 1<GO> to Update, <MENU> to close

EquityMA

96) Action

Country

M&A Search

Search Criteria

DEAL

11) Date Range
 13) Deal Status
 15) Payment Type
 17) Other Criteria

COMPANY

18) Company List
 20) Index
 22) Public/Private
 24) SIC Code

DETAILED

26) Adviser
 28) Approval
 30) Fees Disclosed
 32) Nature Of Bid

81) Build/Edit Search

Quick Search

Country

Selected

11) United States

Apply to

Target Or

Seller Or

Acquirer

Target or Seller or Acquirer

1) Update

Close

2) Save

Australia 61 2 9777 8600 Brazil 5511 3048 4500 Europe 44 20 7330 7500 Germany 49 69 9204 1210 Hong Kong 852 2977 6000
 Japan 81 3 3201 8900 Singapore 65 6212 1000 U.S. 1 212 318 2000 Copyright 2010 Bloomberg Finance L.P.
 H189-589-0 29-Mar-10 15:48:08

<HELP> for explanation.
1<GO> to Update, <MENU> to close

EquityMA

96) Actions M&A Search

Search Criteria Selected Search Criteria. All criteria will apply.

101) Country : Apply to Target or Seller or Acquirer, United States
102) Dates : Custom(03/31/2005, 03/31/2010) Apply to - Completion Date
103) Deal Status : Completed

DEAL CRITERIA

11) Date Range 12) Deal Size
13) Deal Status
15) Payment Type
11) Other Criteria

COMPANY

18) Company List
20) Index
22) Public/Private
24) SIC Code

DEAL

26) Adviser
28) Approval
30) Fees Disclosed
32) Nature Of Bid

For U.S. Securities Only

Major Divisions Agriculture, Forestry, and Fishing
Min 2834 Max 2834 (111 - 971)

Apply to Target Or
 Seller Or
 Acquirer
Target or Seller or Acquirer

1) Update Close

Remark

1) Results 2) Save

81) Build/Edit Search 82) Searches

Australia 61 2 9777 8600 Brazil 5511 3048 4500 Europe 44 20 7330 7500 Germany 49 69 9204 1210 Hong Kong 852 2977 6000
Japan 81 3 3201 8900 Singapore 65 6212 1000 U.S. 1 212 318 2000 Copyright 2010 Bloomberg Finance L.P.
G564-589-0 31-Mar-10 16:01:43

<HELP> for explanation.
 1<GO> for results, 2<GO> to save

96) Actions		M&A Search
Search Criteria		Selected Search Criteria, All criteria will apply.
DEAL CRITERIA		101) Country : Apply to Target or Seller or Acquirer, United States
11) Date Range	12) Deal Size	102) Dates : Custom(03/31/2005, 03/31/2010) Apply to - Completion Date
13) Deal Status	14) Deal Type	103) Deal Status : Completed
15) Payment Type	16) Premium	104) Public/Private : Public, Apply to Target or Seller or Acquirer
17) Other Criteria		105) SIC Code : Apply to Target or Seller or Acquirer, Agriculture, Forestry, an
COMPANY UNIVERSE		
18) Company List	19) Exchange	
20) Index	21) Sector/Industry	
22) Public/Private	23) Region/Country	
24) SIC Code	25) State	
DEAL TERMS		
26) Adviser	27) Adviser Type	
28) Approval	29) Deal Multiple	
30) Fees Disclosed	31) Fundamental	
32) Nature Of Bid		
Display Currency		USD
Remark		
		1) Results
		2) Save

81) Build/Edit Search 82) Searches

Australia 61 2 9777 8600 Brazil 5511 3048 4500 Europe 44 20 7330 7500 Germany 49 69 9204 1210 Hong Kong 852 2977 6000
 Japan 81 3 3201 8900 Singapore 65 6212 1000 U.S. 1 212 318 2000 Copyright 2010 Bloomberg Finance L.P.
 G564-589-0 31-Mar-10 16:02:26

M&A Search Results

- Click on **25) Deal List** at the bottom of the screen for a list of the search results.
- Click on **99) Edit Columns** to select additional fields for financial data. Type the name of the financial data item in the Enter Query box for a list of relevant financial terms.
- Click on **98) Output** at the top of the screen. Select Excel to download the M&A data.

(Bloomberg screen shots on the following pages:
19-21.)

<HELP> for explanation.
 <MENU> to Return, 90<GO> to Save

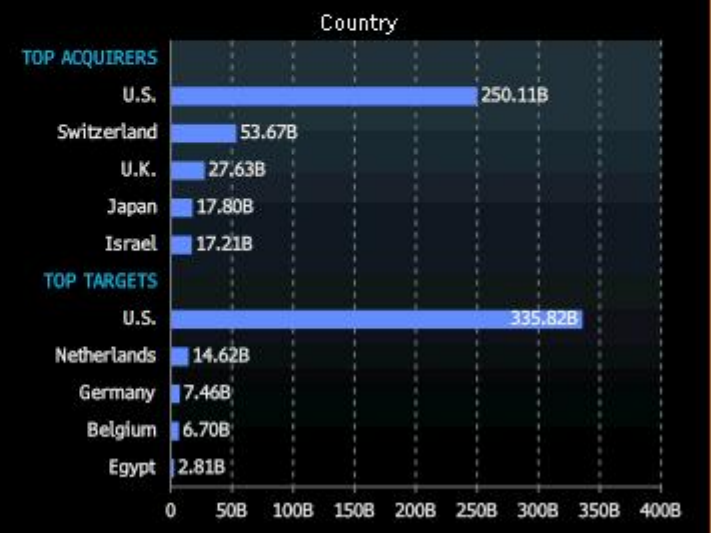
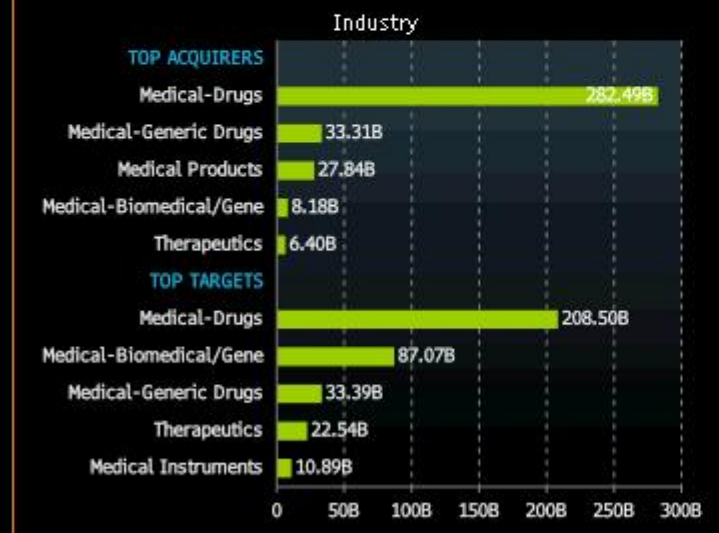
95) Edit 96) Save 97) Send M&A Results (782 Deals)

Search Results

Date Range 3/31/2005 - 3/31/2010

Currency USD

Summary		1) Largest Deal		2) Most Acquisitive Company	
Number of Deals	782	Target	Wyeth	Acquirer	PFIZER INC
Volume	385.37B	Acquirer	Pfizer Inc	Number of Deals	22
Average Deal Size	754.16M	Deal Size	64.23B	Volume	68.99B
Average Premium	62.82%	Announce Date	01/26/2009	Average Deal Size	3.14B



21) Summary 22) Deal Breakdown 23) Capital Flow 24) League Table 25) Deal List 26) Time Series

Australia 61 2 9777 8600 Brazil 5511 3048 4500 Europe 44 20 7330 7500 Germany 49 69 9204 1210 Hong Kong 852 2977 6000
 Japan 81 3 3201 8900 Singapore 65 6212 1000 U.S. 1 212 318 2000 Copyright 2010 Bloomberg Finance L.P.
 G564-589-0 31-Mar-10 11:25:30

<HELP> for explanation.
 <MENU> to Return, 90<GO> to Save

EquityMA

95) Edit 96) Save 97) Send 97) Output Page 1/46 M&A Results (782 Deals)

Search Results
 Date Range 3/31/2005 - 3/31/2010 Currency USD

Deal Type	Announce Date	Target Name	Acquirer Name	Seller Name	Announced Total Value (mil.)	Payment Type
1) ACQ	01/26/2009	Wyeth	Pfizer Inc		64,234.03	Cash and
2) ACQ	03/09/2009	Schering-Plough Corp	Merck & Co Inc		47,147.32	Cash and
3) ACQ	07/21/2008	Genentech Inc	Roche Holding AG		44,047.08	Cash
4) DIV	06/26/2006	Pfizer Consumer Healthcare	Johnson & Johnson	Pfizer Inc	16,600.00	Cash
5) ACQ	04/23/2007	Medimmune Inc	AstraZeneca PLC		14,667.60	Cash
6) DIV	03/12/2007	Organon BioSciences BV	Schering-Plough Corp	Akzo Nobel NV	14,503.50	Cash
7) ACQ	07/18/2008	Barr Pharmaceuticals Inc	Teva Pharmaceutical Industri		8,833.22	Cash and
8) ACQ	04/10/2008	Millennium Pharmaceuticals In	Takeda Pharmaceutical Co Lt		7,679.69	Cash
9) ACQ	07/25/2005	IVAX Corp	Teva Pharmaceutical Industri		7,575.54	Cash or St
10) DIV	05/12/2007	Merck Generics	Mylan Inc/PA	Merck KGAA	6,620.88	Cash
11) DIV	09/28/2009	Pharmaceuticals Business	Abbott Laboratories	Solvay SA	6,577.20	Cash
12) ACQ	10/06/2008	ImClone Systems Inc	Eli Lilly & Co		5,984.72	Cash
13) ACQ	07/07/2008	APP Pharmaceuticals Inc	Fresenius SE		4,645.02	Cash
14) DIV	01/08/2006	Vascular intervention & endova	Abbott Laboratories	Boston Scientific Corp	4,100.00	Cash
15) DIV	05/02/2008	Convatec	Multiple acquirers	Bristol-Myers Squibb C	4,100.00	Cash
16) DIV	07/30/2009	Merial Ltd/LLC	Sanofi-Aventis SA	Merck & Co Inc	4,000.00	Cash
17) ACQ	11/28/2005	American Bioscience Inc	APP Pharmaceuticals Inc		3,976.20	Stock

21) Summary 22) Deal Breakdown 23) Capital Flow 24) League Table 25) Deal List 26) Time Series

Australia 61 2 9777 8600 Brazil 5511 3048 4500 Europe 44 20 7330 7500 Germany 49 69 9204 1210 Hong Kong 852 2977 6000
 Japan 81 3 3201 8900 Singapore 65 6212 1000 U.S. 1 212 318 2000 Copyright 2010 Bloomberg Finance L.P.
 G564-589-0 31-Mar-10 11:25:53

<HELP> for explanation.
 1<GO> to Update, <MENU> to close

EquityMA

95) Edit 96) Save 97) Send 97) Output Page 1/46 M&A Results (782 Deals)

Search Results
 Date Range 3/3

Browse Fields

Currency USD

Add Column

Deal Type	Announcement
1) ACQ	01/26/20
2) ACQ	03/09/20
3) ACQ	07/21/20
4) DIV	06/26/20
5) ACQ	04/23/20
6) DIV	03/12/20
7) ACQ	07/18/20
8) ACQ	04/10/20
9) ACQ	07/25/20
10) DIV	05/12/20
11) DIV	09/28/20
12) ACQ	10/06/20
13) ACQ	07/07/20
14) DIV	01/08/20
15) DIV	05/02/20
16) DIV	07/30/20
17) ACQ	11/28/20

- Enter Query
- Fields by Category
- Approval Dates
 - Balance Sheet
 - Cashflow
 - Credit Rating
 - Deal Specific Fields
 - Description
 - Earnings Estimates
 - Equity Valuation Model
 - Financial Ratios
 - Growth Rates
 - Income Statement
 - Price Valuation Ratios
 - Pricing
 - Trailing 12 Months

- Field Name
- Selected
- 11) Deal Type
 - 12) Announce Date
 - 13) Target Name
 - 14) Acquirer Name
 - 15) Seller Name
 - 16) Announced Total Value (mil.)
 - 17) Payment Type
 - 18) Deal Status

Zoom 100%

Announced Value (mil.)	Payment Type	Deal Status
1,234.03	Cash and	C
1,147.32	Cash and	C
1,047.08	Cash	C
1,600.00	Cash	C
1,667.60	Cash	C
1,503.50	Cash	C
1,833.22	Cash and	C
1,679.69	Cash	C
1,575.54	Cash or St	C
1,620.88	Cash	C
1,577.20	Cash	C
1,984.72	Cash	C
1,645.02	Cash	C
1,100.00	Cash	C
1,100.00	Cash	C
1,000.00	Cash	C
1,976.20	Stock	C

1) Update Close

21) Summary 22) Deal Breakdown 23) Capital Flow 24) League Table 25) Deal List 26) Time Series

Australia 61 2 9777 8600 Brazil 5511 3048 4500 Europe 44 20 7330 7500 Germany 49 69 9204 1210 Hong Kong 852 2977 6000
 Japan 81 3 3201 8900 Singapore 65 6212 1000 U.S. 1 212 318 2000 Copyright 2010 Bloomberg Finance L.P.
 G564-589-0 31-Mar-10 11:26:11

Bloomberg M&A Search: Company Search

- To search for an individual company, click on **95) Quick Search** on the M&A main page.
- Type the company name in the company box.
- Select the date range.
- Click on **1) Search**.

Mergent

- Access via Pardee's Home Page under Business Databases: A-Z.
- Compare company against company using ratios and financial metrics (use Report Builder tab).
- Export financials (use Company Financials tab).
- Access company SEC filings (use Filings tab).

Mergent Main Search Screen

Can retrieve company data by using ticker, or company name.

Or...

Do a screen for companies within SIC or NAICS codes, a particular index or particular country

Here we are searching for companies with a primary SIC of 2834

The screenshot displays the Mergent Main Search Screen with a navigation bar at the top containing tabs for Basic Search, Advanced Search, Executive Search, Government Filings, Report Search, Ownership, Cost Basis, and B. The main content area is titled "Select one of the following criteria to begin search by: (Use * to search within Company Name)".

On the left side, there are five search criteria options:

- USA Company Database (Active)
- USA Company Database (Inactive)
- International Company Database (Active)
- International Company Database (Inactive)
- D&B Private Company Database

Below these options is a "Company Search - Enter symbol or Company Name" section with a text input field and a "Go" button.

On the right side, there is a "Classification Search - Select one of the criteria" section with three radio button options:

- Primary SIC
- Primary NAICS
- MIC (Mergent Industry Code)

Below the radio buttons is a text input field containing "2834" and a link "(use code lookup...)". Underneath are three dropdown menus for "Index", "Exchange", and "Country". A "Search" button is located at the bottom of this section.

Annotations from the text boxes on the left point to the "USA Company Database (Active)" checkbox and the "Primary SIC" radio button.

SIC Code 2834 Search

[asic Search](#) > Search Results

Corporate Information **Industry Code** Index Exchange Country

Basic Search > Industry Code > SIC 2834

Click [here](#) to show results for all criteria searched

Download

Export companies into Excel for further review

Search Within Results

4326 Companies Found

Displaying 1-25

[1065 Public Companies](#)

[3261 Private Companies](#)

[Show All Companies](#)

Page 1 of 174

(ALL)	Company Name	SIC Code	Exchange	Ticker	Active/Inactive	Country	Sector
<input type="checkbox"/>	1ST AMERICA PRESCRIPTION DRUGS INC.*	2834			Active	United States	Private
<input type="checkbox"/>	3-Dimensional Pharmaceuticals Inc	2834	NMS	DDDP	Inactive	United States	Public
<input type="checkbox"/>	3M HEALTH CARE LTD*	2834			Active	United Kingdom	Private
<input type="checkbox"/>	3SBio Inc	2834	NMS	SSRX	Active	Cayman Islands	Public
<input type="checkbox"/>	A & S PHARMACEUTICAL CORP.*	2834			Active	United States	Private
<input type="checkbox"/>	A & Z PHARMACEUTICAL INC.*	2834			Active	United States	Private
<input type="checkbox"/>	A H C PHARMACAL INC*	2834			Active	United States	Private
<input type="checkbox"/>	A-S MEDICATION SOLUTIONS LLC*	2834			Active	United States	Private
<input type="checkbox"/>	A. MENARINI INDUSTRIE FARMACEUTICHE RIUNITE SRL*	2834			Active	Italy	Private
<input type="checkbox"/>	A. MENARINI MANUFACTURING LOGISTICS AND SERVICES SRL*	2834			Active	Italy	Private
<input type="checkbox"/>	A. MORAS & COMP. GMBH & CO. KG*	2834			Active	Germany	Private

Select a group of companies to compare.

Analyst Reports

- Analyst reports are in the General Business File database. General Business File is available through the Business Databases: A-Z list on the Pardee Library page.
- Analyst reports are also available through the RSE function on the Bloomberg terminal in the Pardee Library.
- Tutorial on Resources for Analyst Reports:
<http://www.bu.edu/library/guides/pml/AnalystReports.html>

BETA

- Historical Beta
 - Wharton Research Data Services (WRDS):
 - See Pardee's Beta Tutorial at:
<http://www.bu.edu/library/management/tutorials/beta/index.html>.
 - Once in the tutorial go to the last row of the table where it says "Using CRSP, how do I get beta for my company over a specific date range?". These screen shots provide you with step by step instructions on how to access historical beta. See [WRDS About](#) for access instructions.
 - Valueline (microfiche)
- Current Beta
 - Valueline
 - Located at the Reference Desk (current issue and 2 year backfile)
 - Bloomberg
 - See the Beta tutorial listed above or once logged into Bloomberg use the following shortcut Ticker <Equity> Beta <Go>.

Risk Free Rate

- Ibbotson's Stocks, Bonds, Bills and Inflation Yearbook
 - Pardee Reference Desk HG4501.S7949
 - 10 Year Treasury
- Bloomberg
- Federal Reserve Board
 - Historical Data:
<http://www.federalreserve.gov/Releases/H15/data.htm>