

ACCESSING THE CAS COURSE SHARE

Link your BU account:

You ***must*** link your BU Kerberos password to the active directory server by filling out the form located at the address below. This will allow you to access PC resources using your BU username and Kerberos password:

<http://www.bu.edu/computing/accounts/ad/cas>

The form states that it will take 24 hours for your account to be linked. It usually takes about 15-20 minutes.

Accessing the course share from a Windows PC:

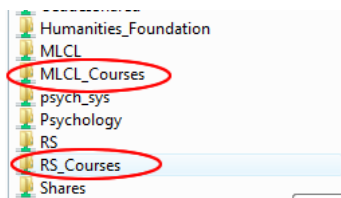
Note: If you are attempting to access the share from off-campus, you must be using the BU VPN. See <http://www.bu.edu/pcsc/vpn> for information about the BU VPN. The Geddes Language Center is unable to support off-campus connections. If you are having difficulty accessing a share off-campus please visit the Geddes Language Center computer lab (CAS537) or the CAS Computing Services computer lab (CAS327) to submit your assignments.

Click the START menu and choose RUN. Type [\\casfsa.bu.edu](http://casfsa.bu.edu) in the box. If you don't have RUN in the start menu you can also type that address in Internet Explorer.

A login window will appear. Enter your username as 'ad\username', replacing username with your BU login name. Use your Kerberos password.



If you are in a French, Spanish, Italian or Linguistics course, choose **RS_Courses**. All others should choose **MLCL_Courses**.



Double click the folder with your course number.

There is one folder for each student in the class. There is also a folder named '~~~class shared'. Your instructor may leave documents for you to access in '~~~class shared'.

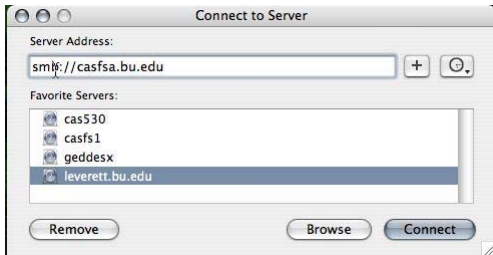
If you are submitting an assignment, double click on the folder with your name on it and then drag the document into the folder. Only you and your instructor have access to your folder.

Accessing the course share from MacOS X:

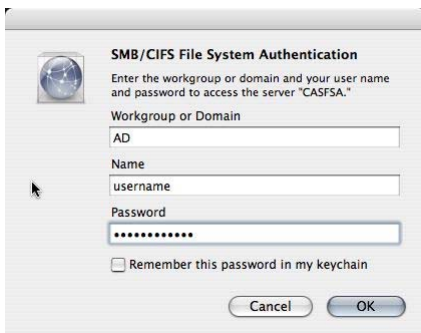
Note: If you are attempting to access the share from off-campus, you must be using the BU VPN. See <http://www.bu.edu/pcsc/vpn> for information about the BU VPN. The Geddes Language Center is unable to support off-campus connections. If you are having difficulty accessing a share off-campus please visit the Geddes Language Center computer lab (CAS537) or the CAS Computing Services computer lab (CAS327) to submit your assignments.

From the Finder, choose GO and then Connect to Server.

In the connection box type: `smb://casfsa.bu.edu`



In the authentication dialog box enter 'AD' as the domain, then enter your BU username and Kerberos password.



If you are in a French, Spanish, Italian or Linguistics course, choose **RS_Courses**. All others should choose **MLCL_Courses**.



There should now be an RS_Courses or MLCL_Courses icon on your desktop.

Double click the folder with your course number.

There is one folder for each student in the class. There is also a folder named '~class shared'. Your instructor may leave documents for you to access in '~class shared'.

If you are submitting an assignment, double click on the folder with your name on it and then drag the document into the folder. Only you and your instructor have access to your folder.