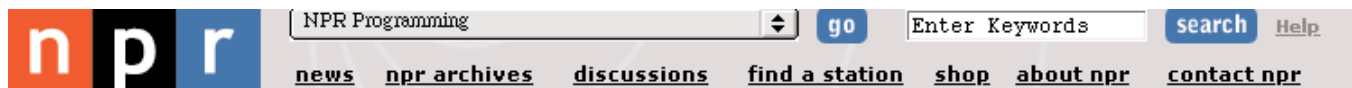


GETTING PRINTED TRANSCRIPTS FOR NEWS PROGRAM AUDIO

NPR transcripts

INTRODUCTION

If you frequently use radio programs in your teaching, you should know that you can access many of these programs on the Web in RealAudio or QuickTime format. You can also get the transcripts for this audio from Nexis/Lexis and print it out for your students or use it to construct an activity, such as cloze or listening comprehension.



The top navigational bar on NPR.org showing the programs pop-up and keyword search field.

1. Find audio program. Find a program on NPR that you would like to use in class. Go to the NPR Web site (www.npr.org), scroll through the “NPR Programming” pop-up menu (above) near the top, find your program, then find a topic. Or use the search engine in the “NPR Archives” section (below, left). For example, using the NPR archives search, we search for programs about “foreign students” airing in the previous year on All Things Considered. The synopsis and link to the audio is appear with the broadcast date and exact title (below, right).



[latest show](#)
[previous shows](#)

Click on “previous shows” to search the ATC archives.

npr archives

foreign students
(required)

in the past year
(optional)

All Things Considered
(optional)

find



from All Things Considered, Friday, May 18, 2002

After years of delay, the federal government is moving ahead with an Internet-based system to track foreign students. Congress mandated a system after the first World Trade Center bombing in 1993. But the tracking system languished, a victim of educational lobbying and bureaucracy, until the Sept. 11 attacks. The government discovered several of the hijackers had acquired student visas to live in the United States. NPR's Claudio Sanchez reports. (4:00)

2. Find transcript. With the title, air date, and program above, start a Nexis search.


Start from the MLL Student page (www.bu.edu/celop/ml1/startup).

Click on the Nexis/Lexis icon.



Click on the “Guided News Search” tab.

Complete the search criteria in the Guided News Search form (next page).



Nexis Guided News Search form

The screenshot shows the 'Guided News Search' form with the following fields and instructions:

- Step One:** Select a news category -- Entry Required. Field: News Transcripts. Instruction: Select a news category.
- Step Two:** Select a news source -- Entry Required. Field: National Public Radio Transcripts. Instruction: Select a news source (e.g., ABC, CBS, CNN).
- Step Three:** Enter search terms -- Entry Required. Fields: foreign student in Headline; and all things cons in Show; and in Headline. Instructions: Enter keywords for program title; Enter name of program.
- Step Four:** Narrow to a specific date range -- Optional. Field: Previous six months. Instruction: Enter date or range of dates.
- Step Five:** Search this publication title(s) -- Optional. Field: (empty). Instruction: Click "Search".

Buttons: Search, Clear Form.

3. Print transcript. Find the program you're looking for on the result(s) page (below). Click on the story link then click on the "Print" tab on the upper right to get a version of the story where the text is formatted for easy printing.

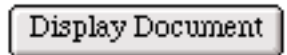


Document List Expanded List KWIC Full Document 1 - 1 of 1

1. [National Public Radio \(NPR\)](#), All Things Considered (9:00 PM ET) - NPR, May 10, 2002 Friday, 704 words, Federal government moves ahead with Internet-based system to track foreign students, JOHN YOSTIE; LIANE HANSEN, CLAUDIO SANCHEZ

Document 1 - 1 of 1.

Click on the "Display Document" button to display the print version.



Now use the Print button on your browser toolbar to print the document. You could also select the text, copy it, then paste it into a word processing document.

