




Boston University Study Abroad

Welcome to the BU Study Abroad Campus France Application Guide!



Before you can apply for a French student visa, you must register with Campus France, an agency of the French government.

This is a complicated process and we are here to help! Please follow this guide very carefully, and email your Program Manager if you have any questions.

This guide will walk you through the 3-step process:

- 1) Create and complete an online application
- 2) Send Campus France a payment
- 3) Print confirmation messages from Campus France for your visa appointment

Let's get started!



The first step is to create your account.

1) Go to:

<http://www.usa.campusfrance.org/en/>

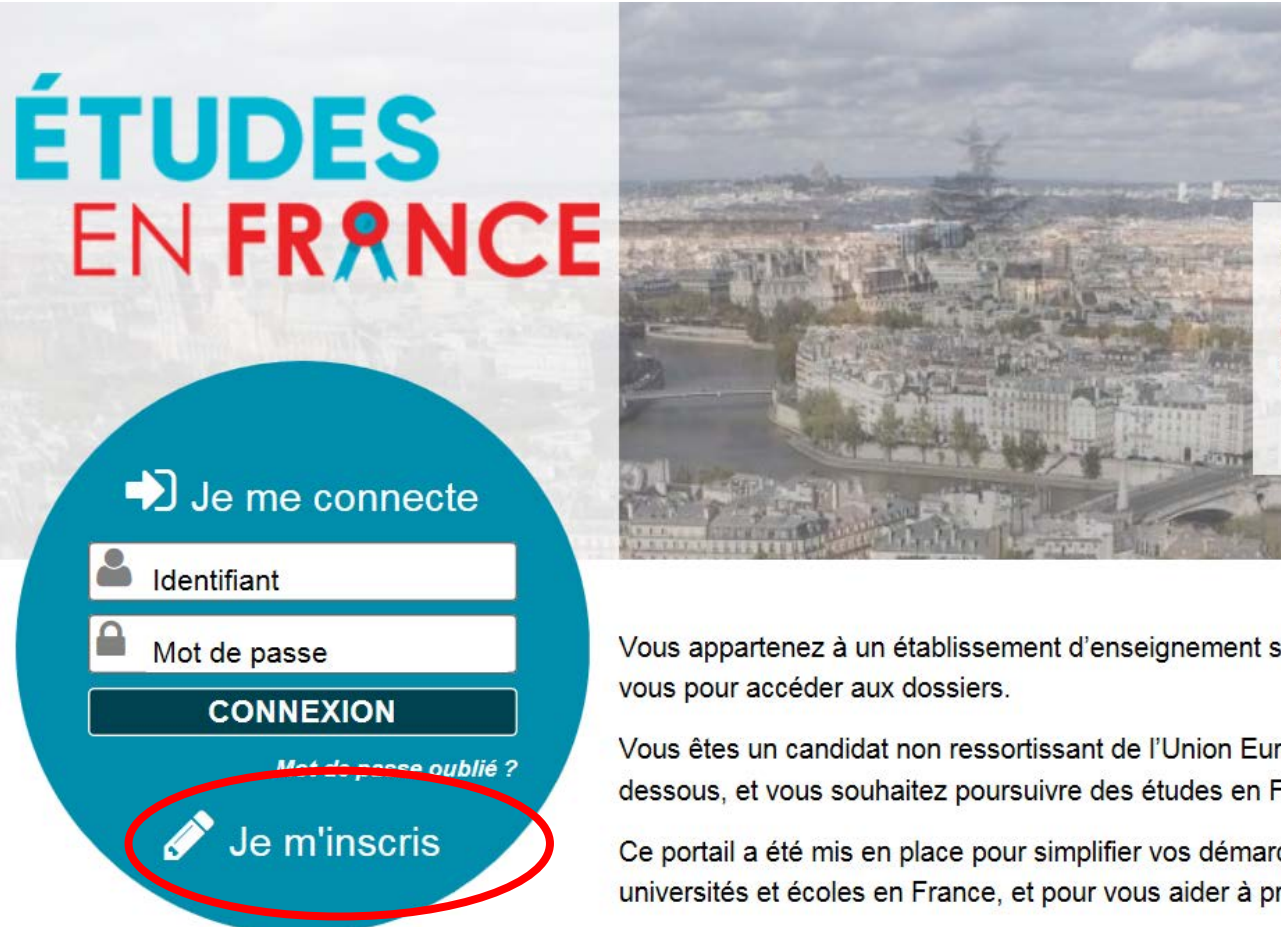
(Make sure to use Chrome or Firefox as your browser; NOT Safari.)

2) Click on "Learn More"

The screenshot shows the Campus France website for the United States. The header features the Campus France logo, the text "A service of the French Embassy to promote study in France to students and institutions in the United States", the French flag, and the United States flag. Below the header is a navigation bar with links: STUDY IN FRANCE, LIFE IN FRANCE, LANGUAGE, APPLICATION, VISAS, ABOUT US, and ADVISORS. The main content area is divided into four columns. The first column is orange and contains "Advisors Information sessions" and "Calendar 2017". The second column is purple and contains "Finance your program" with a subtext "Find financial assistance for study and research in France", an image of a building, and a search bar with "Country" set to "United States" and a "Search" button. The third column is green and contains "Find your program" with a subtext "Find your program among the 36,000 programs in France", an image of a woman, and a search bar with "Catalog" set to "Master" and a "Search" button. The fourth column is grey and contains "Your ETUDES EN FRANCE account". This column has a search bar at the top, a login section with "Je me connecte", fields for "Identifiant" and "Mot de passe", a "CONNEXION" button, a link for "Mot de passe oublié ?", and a registration section with "Je m'inscris". At the bottom of this column is a "Learn more" button with a right arrow, which is circled in red and pointed to by a red arrow from the text "2) Click on 'Learn More'" in the orange box on the left.

3) Then click on
"Je m'inscris"

(Don't worry,
the rest is in
English!)



**ÉTUDES
EN FRANCE**


➡ Je me connecte

Identifiant

Mot de passe

CONNEXION

[Mot de passe oublié ?](#)

 Je m'inscris

S
c
u
n

Vous appartenez à un établissement d'enseignement su
vous pour accéder aux dossiers.

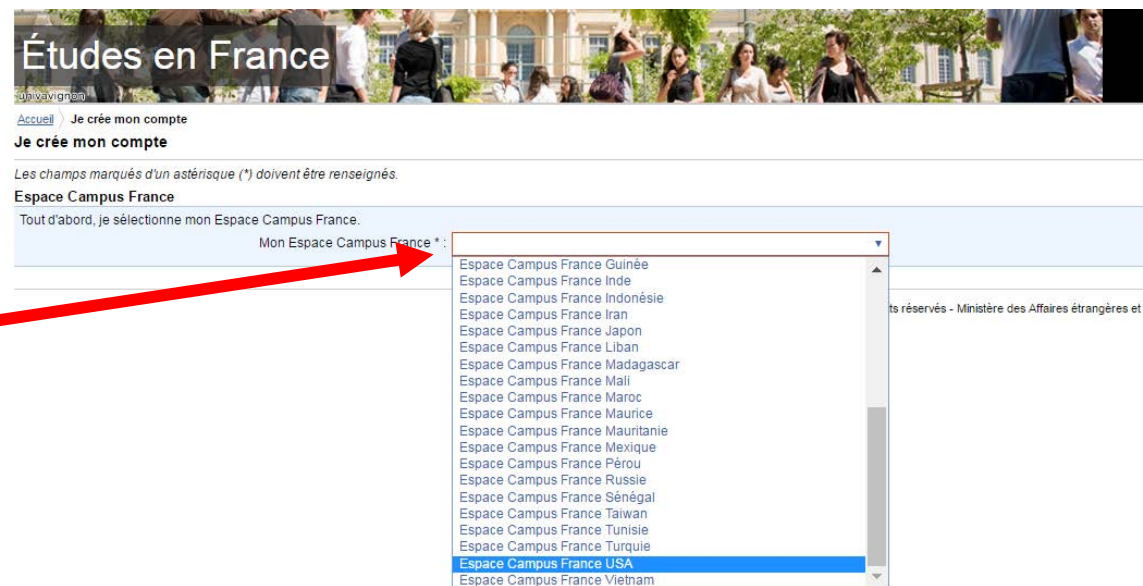
Vous êtes un candidat non ressortissant de l'Union Euro
dessous, et vous souhaitez poursuivre des études en Fr

Ce portail a été mis en place pour simplifier vos démarch
universités et écoles en France, et pour vous aider à pré

4) Choose "Campus France USA"

5) Click on "EN" in the upper left corner (even if you're really good at French!)

6) Fill in the "E-mail address" and "Identity" sections



Études en France

[Accueil](#) > [Je crée mon compte](#)

Je crée mon compte

Les champs marqués d'un astérisque (*) doivent être renseignés.

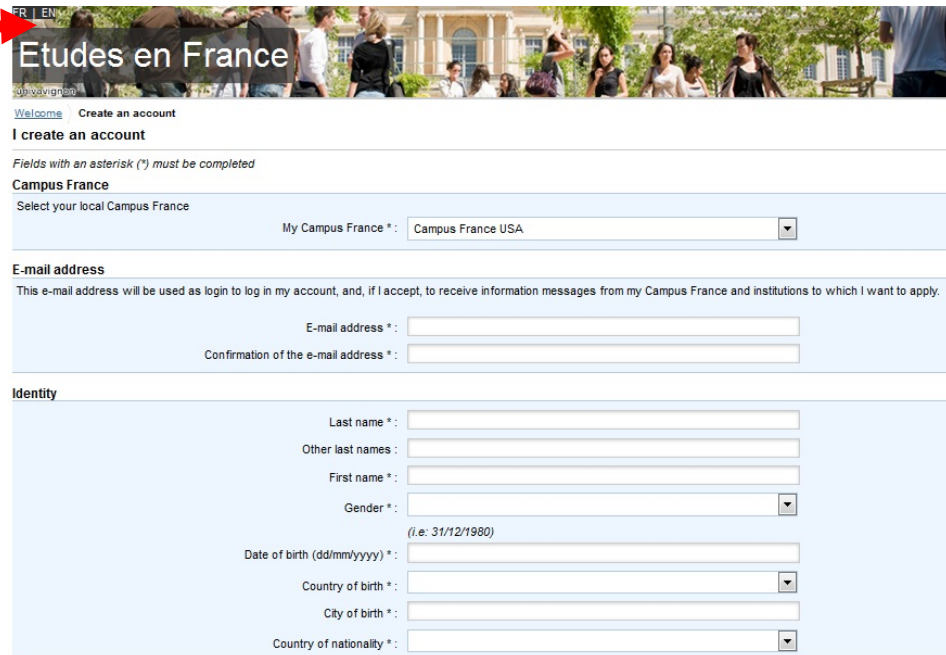
Espace Campus France

Tout d'abord, je sélectionne mon Espace Campus France.

Mon Espace Campus France * :

- Espace Campus France Guinée
- Espace Campus France Inde
- Espace Campus France Indonésie
- Espace Campus France Iran
- Espace Campus France Japon
- Espace Campus France Liban
- Espace Campus France Madagascar
- Espace Campus France Mali
- Espace Campus France Maroc
- Espace Campus France Maurice
- Espace Campus France Mauritanie
- Espace Campus France Mexique
- Espace Campus France Pérou
- Espace Campus France Russie
- Espace Campus France Sénégal
- Espace Campus France Taiwan
- Espace Campus France Tunisie
- Espace Campus France Turquie
- Espace Campus France USA**
- Espace Campus France Vietnam

ts réservés - Ministère des Affaires étrangères et du



FR | **EN**

Études en France

[Welcome](#) | [Create an account](#)

I create an account

Fields with an asterisk (*) must be completed

Campus France

Select your local Campus France

My Campus France * : Campus France USA

E-mail address

This e-mail address will be used as login to log in my account, and, if I accept, to receive information messages from my Campus France and institutions to which I want to apply.

E-mail address * :

Confirmation of the e-mail address * :

Identity

Last name * :

Other last names :

First name * :

Gender * :

(i.e: 31/12/1980)

Date of birth (dd/mm/yyyy) * :

Country of birth * :

City of birth * :

Country of nationality * :

7) For the "ID" section, enter your passport info. (If you are in the process of renewing your passport, you can enter driver's license info.)

8) Tick at least the first box; the others are up to you.

9) Click "Create an account"

This is just an example, of course; be sure to enter your own info!

ID

To finalize the account, fill out carefully the information below as they appear on the ID.

Type of ID *:

(i.e: 31/12/1980)

Expiration date (dd/mm/yyyy) *:

Number of ID document *:

Country of issue of the ID *:

Miscellaneous

☒ I accept to receive emails about the status of my application sent to my personal mailbox.

☐ I accept to receive information about studies in France in my personal mailbox

☐ I accept to be registered at the Alumni network of the French Embassy

Now you have to wait for Campus France to send you a link, to the email address you provided. Then you can verify/create your account. **You must do so within 24 hours.**

You will be prompted to choose a password...please use this one!

You will receive an email from this address:
ne-pas-repondre.etudesenfrance@diffusion.diplomatie.gouv.fr

Campus France password for Spring 2018:

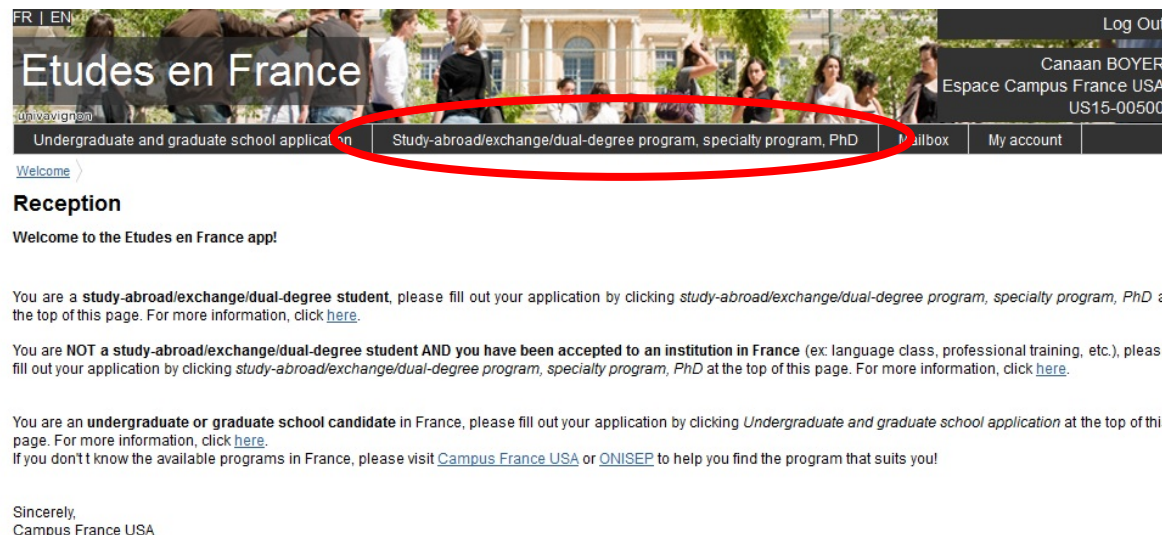
Busa-617

It's better if we all use the same password—they have no process for getting a new one if you forget yours, and it means your BU Study Abroad program manager can log into your application to help you if you have trouble.

OK, you've created your account!

Now when you go back and sign in, it should look like this:

Click on the black bar for "Study abroad/exchange..."



FR | EN

Log Out

Canaan BOYER
Espace Campus France USA
US15-00500

Undergraduate and graduate school application | **Study-abroad/exchange/dual-degree program, specialty program, PhD** | Mailbox | My account

Welcome >

Reception

Welcome to the Etudes en France app!

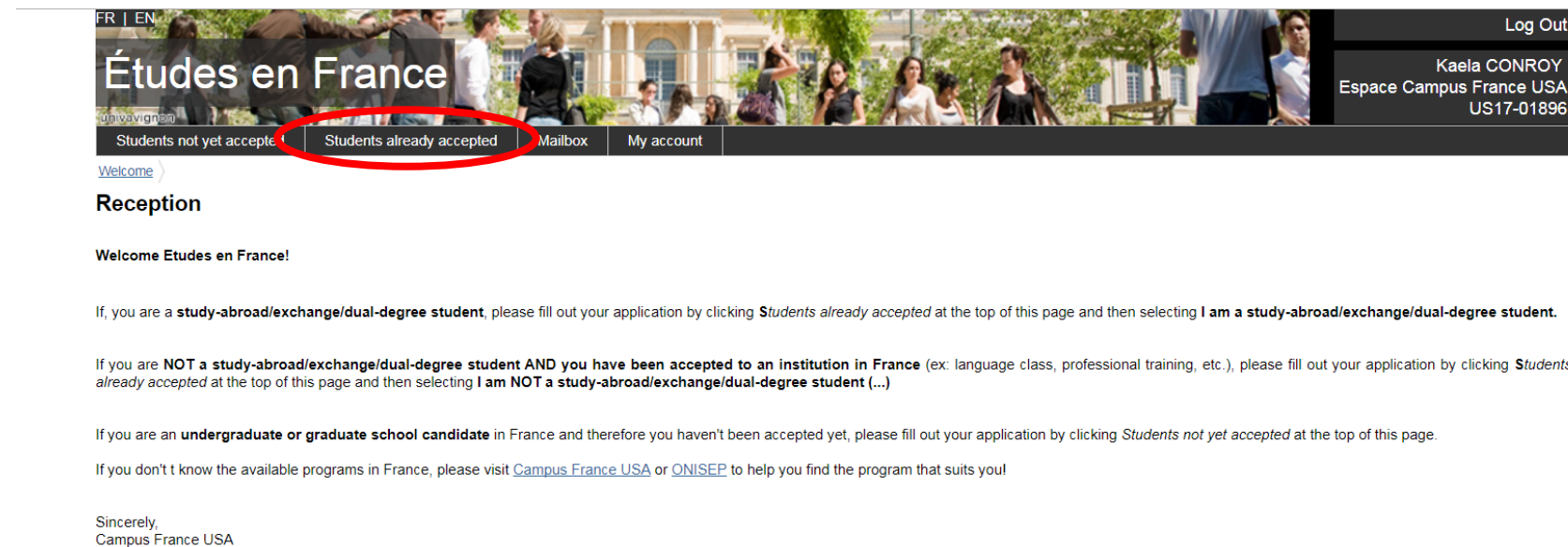
You are a **study-abroad/exchange/dual-degree student**, please fill out your application by clicking *study-abroad/exchange/dual-degree program, specialty program, PhD* at the top of this page. For more information, click [here](#).

You are **NOT a study-abroad/exchange/dual-degree student AND you have been accepted to an institution in France** (ex: language class, professional training, etc.), please fill out your application by clicking *study-abroad/exchange/dual-degree program, specialty program, PhD* at the top of this page. For more information, click [here](#).

You are an **undergraduate or graduate school candidate** in France, please fill out your application by clicking *Undergraduate and graduate school application* at the top of this page. For more information, click [here](#).

If you don't know the available programs in France, please visit [Campus France USA](#) or [ONISEP](#) to help you find the program that suits you!

Sincerely,
Campus France USA



FR | EN

Log Out

Kaela CONROY
Espace Campus France USA
US17-01896

Students not yet accepted | **Students already accepted** | Mailbox | My account

Welcome >

Reception

Welcome Etudes en France!

If you are a **study-abroad/exchange/dual-degree student**, please fill out your application by clicking *Students already accepted* at the top of this page and then selecting **I am a study-abroad/exchange/dual-degree student**.

If you are **NOT a study-abroad/exchange/dual-degree student AND you have been accepted to an institution in France** (ex: language class, professional training, etc.), please fill out your application by clicking *Students already accepted* at the top of this page and then selecting **I am NOT a study-abroad/exchange/dual-degree student (...)**

If you are an **undergraduate or graduate school candidate** in France and therefore you haven't been accepted yet, please fill out your application by clicking *Students not yet accepted* at the top of this page.

If you don't know the available programs in France, please visit [Campus France USA](#) or [ONISEP](#) to help you find the program that suits you!

Sincerely,
Campus France USA

Please “add”
that you are a
study abroad/
exchange/
dual-degree
student

FR | EN

Études en France

univavignon

Students not yet accepted | Students already accepted | Mailbox | My account

[Welcome](#) > Students already accepted

Students already accepted

1 - Finalize the procedure

Select your study program in France and upload your official acceptance letter. Select the category that applies to your situation.

[Select a program](#)

You can combine several programs (i.e. French as a foreign language program followed by a Master's degree program)
You can't combine several degree seeking programs (i.e. 2 Master's programs)

Add :

Add

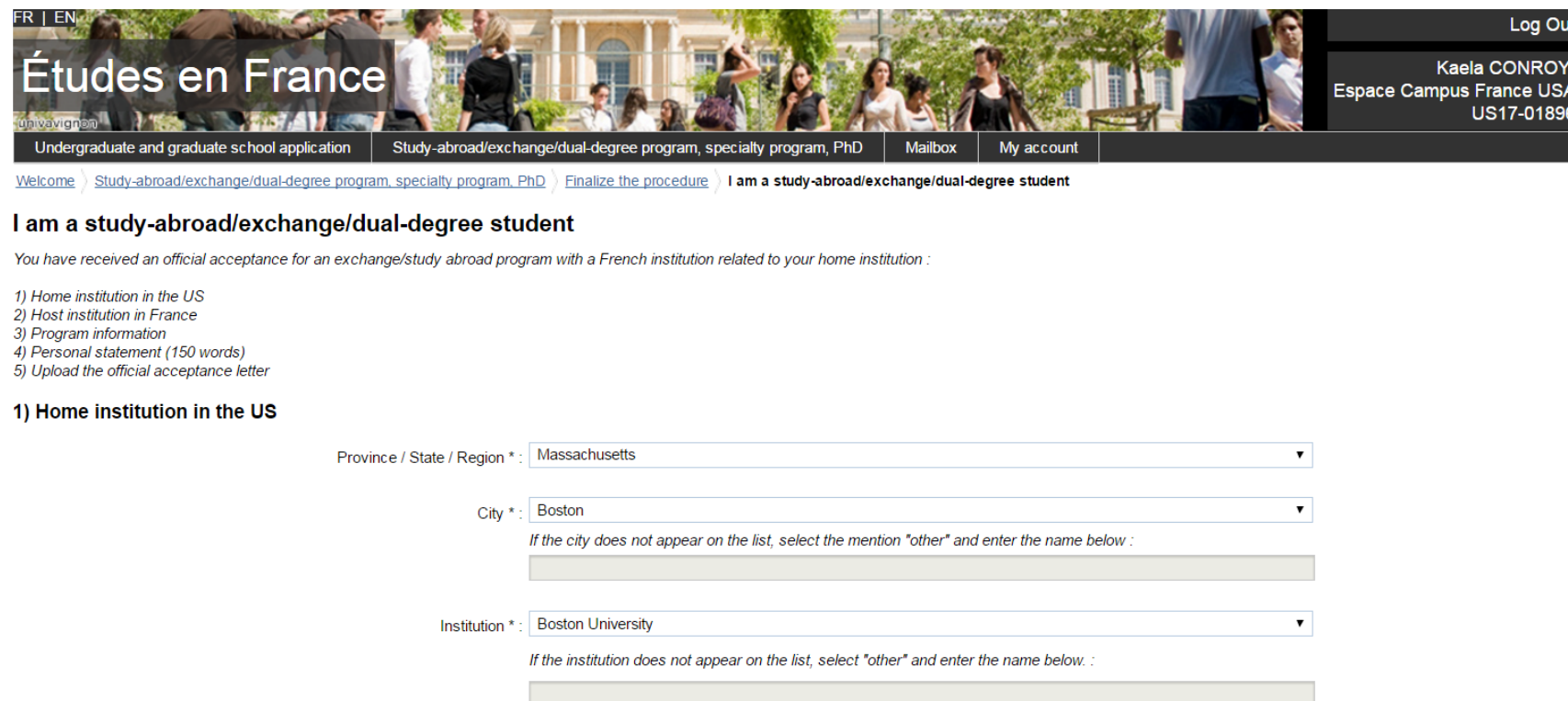
Log Out

Kaela CONROY
Espace Campus France USA
US17-01896

We'll go through this section piece by piece.

First, enter your information for your home university.

This is how it should look for a BU student. If you're from another school, enter your school's info.



FR | EN

Études en France

univision

Undergraduate and graduate school application | Study-abroad/exchange/dual-degree program, specialty program, PhD | Mailbox | My account

[Welcome](#) > [Study-abroad/exchange/dual-degree program, specialty program, PhD](#) > [Finalize the procedure](#) > **I am a study-abroad/exchange/dual-degree student**

I am a study-abroad/exchange/dual-degree student

You have received an official acceptance for an exchange/study abroad program with a French institution related to your home institution :

- 1) Home institution in the US
- 2) Host institution in France
- 3) Program information
- 4) Personal statement (150 words)
- 5) Upload the official acceptance letter

1) Home institution in the US

Province / State / Region * :

City * :

If the city does not appear on the list, select the mention "other" and enter the name below :

Institution * :

If the institution does not appear on the list, select "other" and enter the name below. :

This slide is for Paris Internship Program students only. If you're in a different program, go to the next slide.

Paris Internship Program students:

Fill out as shown here.
You'll have to type in the program description.

IMPORTANT:

- Make sure to enter the **exact program dates**, even if you plan to enter France earlier or stay later.
- When entering the dates, watch out for the format: **dd/mm/yyyy**

2) Host institution in France

Institution *: Autre

Campus *:

If it is not on the list, Select "Other" and enter the name and the location (city) below. * :

Institution *: Boston University in Paris

City *: Paris

3) Program information

Study-abroad/exchange/dual-degree program *: Autre

If it is not on the list, select the option "Other" and I enter the name below. * :

Description of the program *:

Characters: 372 / 1000

The Paris Internship Program offers a semester of study and work in the hub of French and European business and culture. The program combines an internship with intensive French-language study and liberal arts courses. French faculty from local universities teach courses on contemporary France that are specifically designed for students in the Boston University Program.

Field of study *: Languages and literature

Level *: Junior Year

format: dd/mm/yyyy

Start date of the program *:

format: dd/mm/yyyy

End date of the program *:

This slide is for Grenoble Science students only. If you're in a different program, go to the next slide.

Grenoble Science Program students:

Fill out as shown here.
You'll have to type in the program description.

IMPORTANT:

- Make sure to enter the **exact program dates**, even if you plan to enter France earlier or stay later.
- When entering the dates, watch out for the format: **dd/mm/yyyy**

2) Host institution in France

Institution *: Autre

Campus *:

If it is not on the list, Select "Other" and enter the name and the location (city) below. * :

Institution *: Universite Grenoble Alpes

City *: Grenoble

3) Program information

Study-abroad/exchange/dual-degree program *: Autre

If it is not on the list, select the option "Other" and I enter the name below. * :

Boston University - Grenoble Science Program

Description of the program * :

The Grenoble Science Program combines science coursework with French language study. The design of the program allows students to take courses that fit into their existing curricula and requirements. Science courses are taught by faculty at the Université Grenoble Alpes. Upon completion of the program, students earn 16-18 Boston University credits.

Field of study *: MULTIPLE FIELDS

Level *: Sophomore Year

format:dd/mm/yyyy

Start date of the program * :

format:dd/mm/yyyy

End date of the program * :

This slide is for students in all Fall France programs
OTHER than the Paris Internship Program.

Choose the appropriate host institution for your program from the drop-down menu.

The “Campus” should fill in automatically, unless otherwise noted.

The “Program Information” section should also auto-populate; you will still need to enter program dates.

Program	Host Institution
Grenoble French Studies Program	Université de Grenoble Alpes, Centre Universitaire d'études françaises (CUEF)
Grenoble Science Program	Université Joseph Fourier – Grenoble 1 (then choose the campus that has “Grenoble” in the title)
Sciences Po Exchange	Sciences Po

- IMPORTANT:
- Make sure to enter the **exact program dates**, even if you plan to enter France earlier or stay later.
 - When entering the dates, watch out for the format: **dd/mm/yyyy**

Sample

3) Program information

Study-abroad/exchange/dual-degree program * : Boston University - Université Stendhal - Grenoble 3 / Centre universitaire d'études françaises

If it is not on the list, select the option "Other" and I enter the name below. * :

Description of the program : Level I offers an intensive French language curriculum at the university's Centre Universitaire d'Études Françaises (CUEF). Students are placed in a sequence of three language courses based on previous coursework and a placement exam. The language courses allow students to complete three semesters of French language courses in three months. The Level II offers advanced students the opportunity to enroll directly in the Université de Grenoble. Qualified students select 4 upper-level academic courses

Field of study * : Languages and literature

Level * : 3rd year of higher education

format:dd/mm/yyyy

Start date of the program * :

format:dd/mm/yyyy

End date of the program * :

Complete the
personal statement
(change program
name if necessary).

4) Write a personal statement

Explain why you want to study in France and why you have chosen this institution.

Motivations to study in France :

I have been accepted to the Fall 2017 Boston University Sciences Po Exchange Program. Upon completion of this program, the credits that I have earned will appear on my Boston University Transcript.

Characters : 197 / 1500

☒ Main study-program

Register

Cancel

You need to upload your Campus France letter, sent to you by your program manager.

You can take a picture of the letter on your phone and upload as JPG

Click register

3) Program information

Study-abroad/exchange/dual-degree program * : Autre

If it is not on the list, select the option "Other" and I enter the name below. * :

Boston University - Sciences Po (Site de Paris)

Characters : 246 / 1000

Description of the program * :

Exchange program between Boston University and Sciences Po in Paris. The program allows students to take courses that fit into their existing curricula. Students will receive 16 Boston University credits upon successful completion of the program.

5) Upload the official acceptance letter for the study-abroad/exchange/dual-degree program

You can add attachments PDF, JPG or PNG formats. The size of each document must not exceed 300 ko.

In order to make easier exploring of data, you can add a quick description of each document (for example : report of the first quarter). The documents are arranged in alphabetical order.


Make sure your documents are readable. For more instructions go to usa.campusfrance.org/en/rubrique/application

[How get a readable scanned document ?](#)

Add a new attachment : No file chosen

No document

4) Write a p
Explain why yo



(The acceptance letter looks something like this, if you aren't sure.)

Click on
"Personal
Information"

Now complete
each of these
three sections

Study-abroad/exchange/dual-degree program, specialty program, PhD

1 - Finalize the procedure

Select your study program in France and upload your official acceptance letter. Select the category that applies to your situation.

Select a program

You can combine several programs (i.e. French as a foreign language program followed by a Master's degree program)
You can't combine several degree seeking programs (i.e. 2 Master's programs)

Add : I am a study-abroad/exchange/dual-degree student

Add

Main study-program

Study-abroad/exchange/dual-degree program

Boston University - Sciences Po (Site de Paris)
Sciences Po - Site de Paris
From 23/08/2017 to 23/12/2017

Complete

[Modify](#)
[Delete](#)
[Supportive
documents \(1\)](#)

Personal information Incomplete

Complete your file (personal information, education and diplomas, language tests,...)

Confirm the information and submit the application

Make sure you have filled out the form correctly before you submit it to Campus France USA. Warning : this is your final choice.

FR | EN

Études en France

supervision

Undergraduate and graduate school application

Study-abroad/exchange/dual-degree program, specialty program, PhD

Mailbox

My account

Log Out

Kaela CONROY
Espace Campus France USA
US17-01896

[Welcome](#)

[Study-abroad/exchange/dual-degree program, specialty program, PhD](#)

[Finalize the procedure](#)

Personal information

Personal information

Fields with an asterisk (*) must be completed

Display each part below

Personal information Incomplete

»

Education and professional experience Incomplete

»

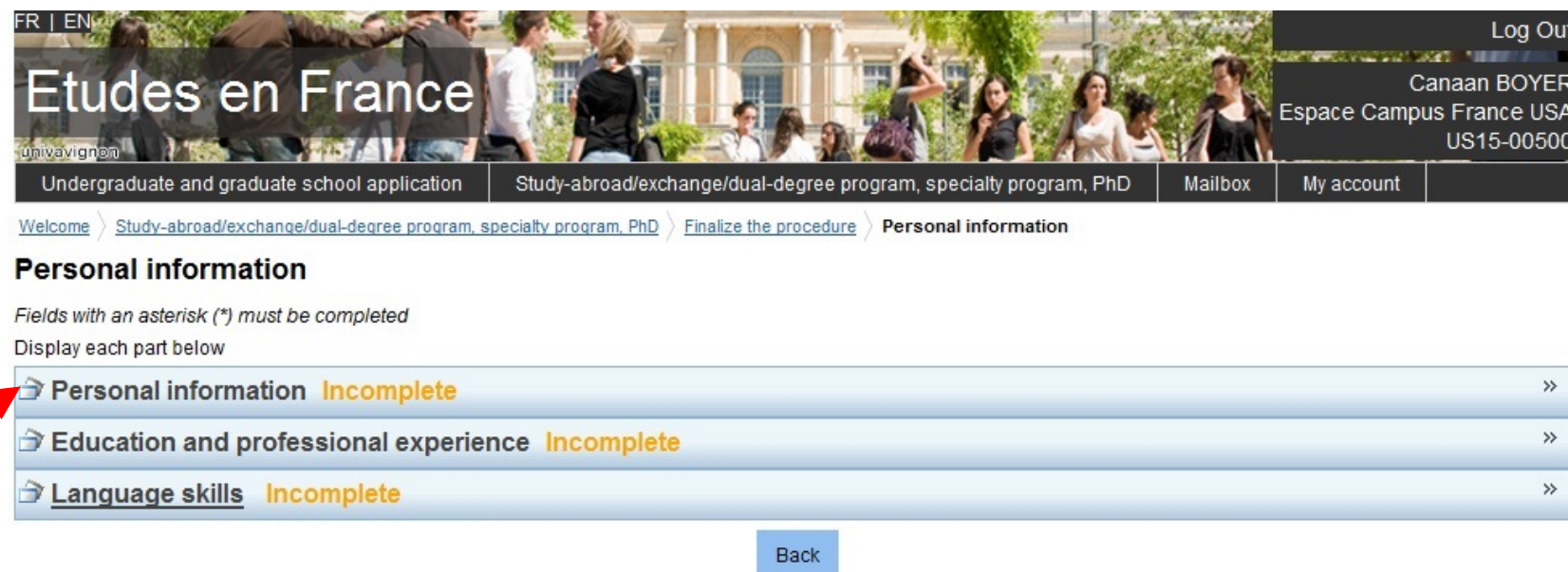
Language skills Incomplete

»

Back

The page will now look like this.

Start by opening the “Personal Information” tab.



FR | EN

Etudes en France

univavignon

Log Out

Canaan BOYER
Espace Campus France USA
US15-00500




Undergraduate and graduate school application | Study-abroad/exchange/dual-degree program, specialty program, PhD | Mailbox | My account

[Welcome](#) > [Study-abroad/exchange/dual-degree program, specialty program, PhD](#) > [Finalize the procedure](#) > **Personal information**

Personal information

Fields with an asterisk (*) must be completed

Display each part below

 Personal information Incomplete	>>
 Education and professional experience Incomplete	>>
 Language skills Incomplete	>>

[Back](#)

For some programs, the “Education” and “Language Skills” section should be marked **complete**; you just have to do the “Personal Information” tab. **Lucky you!**

Entering personal info, page 3

Here, you must upload a scan of an ID photo. The one you get your for your visa application is perfect. **This must be a JPEG of less than 50 KB.**

For "Identity", the fields should auto-populate based on the ID you used to create your account. Here you must upload a good scan of your passport photo/signature pages or your driver's license. **This must be a PDF of less than 300 KB.**

Logins and photograph

Attachment missing

Email (login and contact) : **kaela.conroy@gmail.com**

Personal Etudes en France identification number : **US17-01896**

Contact : **Will be known after entering the data below.**

Identity photograph : **Not filled**

*Scan a profile picture in Jpeg 300 DPI 26*32 mm. It must be in JPEG or PNG format and the size must not exceed 50KB.*

[Modify my photograph](#)

If you want to change your form of ID here (i.e. switch from driver's license to passport), click "Modify" to change the Identity details.

Identity

Attachment missing

Please attach a copy of your photo ID

Last name : **CONROY**

Other family name :

Name : **Kaela**

Gender : **Female**

[Supportive documents \(0\)](#)

Click here to upload photo.

Click here to upload passport or driver's license picture.

It can be tricky to get these scans to be the right size, making sure they are clear and readable. You may have to play around with them to get it right; try using "Paint" on a PC or making a screenshot you can resize. Ask a friend for help!

SUPER IMPORTANT:

The address you enter here MUST be located in the jurisdiction of the consulate you plan to use to apply for your visa.

Campus France will assign you a consulate based on what you enter here.

For example, if you plan to apply in Boston, use your BU address.

For "Special status" click "Modify" and enter info as shown.

Contact information

Incomplete

Address :

ZIP :

Home phone :

Province / State / Region :

City :

Mobile phone :

[Modify](#)

Click here to enter address.

Special status

Complete

Please specify if your situation applies to one of the following categories. If so, please upload a supporting document.

Grant / scholarship : No special case

Other case : No special case

I have no particular case.

[Modify](#)

[Supportive documents \(0\)](#)

If you're not sure which consulate you should use, check your program's visa instructions on the [hub page](#), or email your program manager.

Your "Personal information" tab should now say **complete**.

Let's move on to the "Education" tab.

Good news: you can skip the resume.

Click the "Add" button to add "A year of higher education".


Remember: If you're in the **Grenoble Engineering or French Studies, Sciences Po or Paris Management program**, the "Education" and "Language Skills" section should be complete; you can move ahead to slide 22!

Personal information **Complete**


Education and professional experience **Incomplete**

Resume

Please upload a resume. The document must be PDF, PNG or JPEG format, and less than 300 ko. IMPORTANT: the resume is optional for study abroad and exchange students.
[How get a readable scanned document ?](#)

Add file  No file selected.

IMPORTANT: the following message does not apply to study abroad or exchange students. Your academic record should contain your last obtained diploma and your most recent transcripts (i.e: you are graduating college this year, you should upload your high school diploma or equivalent and all your official college transcripts). Your professional experience (if applicable) should contain at least 1 activity and each activity should be justified by a supporting document (letter of recommendation, TAPIF "Arrêté de nomination" etc). IMPORTANT: please check French translation requirements with prospective universities.

Add : A year of higher education  **Add**

No element.

Year of higher education

Select the end date of your activity. For example, from 09/15/2012 to 06/15/2013, you must select 2013.

School year * : 2017

- ☐ This program is over. I can provide records and supportive documents.
- ☒ Current program, I will fill out scores and supportive documents later.

Country * : United States

Province / State / Region * : Massachusetts

City * : Boston

If the city is absent from the list, select "Other" et enter name below :

Institution * : Boston University

If the institution does not appear on the list, select "other" and enter the name below. :

You must select below the corresponding level to the number of study years after passing the high school diploma.

Level * : 3rd year of higher education

Field of study * : Political Science and Economics

Average : 

Comment :

Characters : 0 / 1000

Register

Cancel

You'll see this box pop up.

Enter the details about your most recent year of college.

No need to enter your GPA (Average); it's not a required field.

Once you click "Register", Your "Education" tab should now say **complete!**

Make sure to choose "Current program"

1st year = freshman
2nd year = sophomore, etc.

Choose whatever's closest to your major.

Entering language skills, page 1

OK, now open the "Language skills" tab.

Luckily, you only need to fill out the blue portions of this page.

Do "Level of English" first. Click on modify, and choose "Native language" (or if it's not, enter your info).

Next, click on "Modify" to start the "Level of French" section.

Language skills Complete

French language proficiency exams

Please upload a supporting document for each exam you

Add a test: + TP with written and verbal component

Add

No test

Level of French

If you passed a French language proficiency exam, please do not fill out this section : add the exam to the "French language proficiency exams" section.
You can upload supporting documents (records, admission...)

Parts or all my education was in French : No

I have studied French : Yes

Institution : Boston University

City : Boston , Massachusetts , United States

Number of hours of French lessons : From 500 to 1000 hours

For a length of : 4 years and more

Achieved level : Intermediate

Step 2

[Modify](#)
[Supportive](#)
[documents \(0\)](#)

Stays in France

Please add an attachment for your stay (study abroad transcript, passport, visa, plane ticket...)

No stay in France

Level of English (and other languages)

Please upload a supporting document for each exam you took (if your native language is not English).

Complete

I have studied English : Native language

[Modify](#)

[Supportive](#)
[documents \(0\)](#)

Entering language skills, page 2

You'll see this pop-up.

Enter the details about your French studies.

Just do the best you can here; it's not going to make or break your application.

Once you click "Register", Your "Language skills" tab should now say **complete**!

Unless you went to French school, this is "No"

Just give your best estimate. One semester = about 50 hours

Most students should choose "Intermediate"

Add your test in this field ("my tests and exams of French")

Parts or all my education was in French * : No

I have studied French * : Yes

Country * : United States

Province / State / Region * : Massachusetts

City * : Boston

If the city does not appear on the list, select "other" and enter the name below :

Institution * : Boston University

If the institution does not appear on the list, select "other" and enter the name below :

Number of hours of French lessons * : From 500 to 1000 hours

For a length of * : 4 years and more

Achieved level * : Intermediate

Register

Cancel

The page will now look like this (with all three **complete!**): Click on "Back" to go to the home page.

OK, almost done! Click here to get to the last step.

FR | EN Log Out
Canaan BOYER
Espace Campus France USA
US15-00500

Undergraduate and graduate school application Study-abroad/exchange/dual-degree program, specialty program, PhD Mailbox My account

Welcome > Study-abroad/exchange/dual-degree program, specialty program, PhD > Finalize the procedure > Personal information

Personal information

Fields with an asterisk (*) must be completed
Display each part below

Personal information	Complete	>>
Education and professional experience	Complete	>>
Language skills	Complete	>>

Back

FR | EN Log Out
Canaan BOYER
Espace Campus France USA
US15-00500

Undergraduate and graduate school application Study-abroad/exchange/dual-degree program, specialty program, PhD Mailbox My account

Welcome > Study-abroad/exchange/dual-degree program, specialty program, PhD

Study-abroad/exchange/dual-degree program, specialty program, PhD

1 - Finalize the procedure

Select your study program in France and upload your official acceptance letter. Select the category that applies to your situation.

I am a study-abroad/exchange/dual-degree student Complete

I am an undergraduate or graduate student in the U.S who has been selected to study for one or two semesters in a partner university in France and I received an official acceptance letter.

I have been accepted to an institution in France following my Etudes en France application

I am NOT a study-abroad/exchange/dual-degree student, AND have been accepted to an institution in France

I applied to an institution in France and :

- I have been accepted into a French language course or professional training in France and I received an official letter of enrollment.
- I have been accepted into a full-time undergraduate, graduate, or PhD program in France and I received an official letter of enrollment.
- I received a certificate proving I am accepted for an internship or an entrance exam

Personal information Complete

Complete your file (personal information, education and diplomas, language tests,...)

Confirm the information and submit the application

Make sure you have filled out the form correctly before you submit it to Campus France USA. Warning : this is your final choice.

2 - Campus France USA is reviewing my file >>

Submitting application, page 2

All you have to do here is click twice.

Congrats! You're done with the online portion.

Now you just have to mail them your payment.

Read on...

Confirm the information and submit the application

Make sure you have entered the information requested or complete your file.

Personal information		
Personal information	Complete	Access the section
Education and professional experience	Complete	Access the section
Language skills	Complete	Access the section
Final choice		
Study-abroad/exchange/dual-degree program	Boston University - Paris Internship Program	
	Boston University in Paris	
	Paris	
	Complete	Access the section

Review and submit the file to Campus France USA

☒ I hereby certify that the above statements are true and correct to the best of my knowledge.

Warning : once you submit your file, you cannot make any changes !

I confirm my final choice to Campus France USA

Congrats, you've completed the online portion 😊

Now, time to:

1) *make a payment*

2) *mail your application materials*

FR | EN

Études en France

Log Out

Kaela CONROY
Espace Campus France USA
US17-01896

[Undergraduate and graduate school application](#) | [Study-abroad/exchange/dual-degree program, specialty program, PhD](#) | [Mailbox](#) | [My account](#)

[Welcome](#) > [Study-abroad/exchange/dual-degree program, specialty program, PhD](#) > [Finalize the procedure](#) > I verify that my file is complete and I confirm my choice

Confirm the information and submit the application

- Your file has been submitted to Campus France USA
- Please login regularly to follow the status of your file
- You will receive tracking information in your personal mailbox

Make sure you have entered the information requested or complete your file.

Personal information	Personal information	Complete	Access the section
	Education and professional experience	Complete	Access the section
	Language skills	Complete	Access the section

Main study-program	Boston University - Sciences Po (Site de Paris) Sciences Po Site de Paris	Complete	Access the section
---------------------------	---	----------	------------------------------------

You can choose to make a payment online or mail in a money order.

(A money order can be purchased at your bank, the post office or CVS...)

Your Campus France ID number can be found in the upper right hand corner when you are logged into your account

CAMPUS FRANCE ONLINE PAYMENT

- The **fee for Campus France** is \$180.00
- If you wish to **pay online using a credit or debit card**, please enter your Campus France ID number (USXX-XXXXX) issued when you created an **Etudes en France** account
- **Caution:** if your last name is different from the cardholder' name, please enter it next to the Campus France ID number as such: "Last name" US16-23521
- Click the **Online payment** button at the bottom of the page to enter your credit or debit card information
- The purchase will appear on your bank statement under the name **MCUFEU authorize.net**

Once you receive the message that your transaction has been approved, you must return to **Etudes en France** to make sure your file has been submitted.

Submitting payment does NOT automatically complete your application.

After paying, you must return to the application and:

- Check your dossier
- Go to the *Confirm the information and submit the application* tab
- Click the *I confirm my final choice to Campus France USA* button

Your application will be finished only after you have clicked «I confirm my final choice to Campus France USA» and received an e-mail message confirming successful receipt of your application.

For refund inquiries, contact: cfaccounting@ambafrance-us.org

More information at <http://www.usa.campusfrance.org/en/rubrique/application>

Please enter your Campus France ID number (USxx-xxxxx):

Please confirm the Campus France ID number (USxx-xxxxx):

Online payment

What items do I need to mail??

Where do I send them??

- 1) Copy of your Campus France letter (acceptance letter in English)
- 2) Confirmation of payment (either print your online payment confirmation, or send money order with ID # written on it)
- 3) Cover page

- **Mail items to:**

- Campus France
4101 Reservoir Road NW
Washington D.C. 20007

Please be sure to use a secure mailing method such as FedEx or UPS and be sure to get a **tracking number**.



**Admission
Form**

Print, complete and mail this form along with the list of required documents

Campus France registration number: US _____

Last name: _____ First name: _____

I am ... _____

... already accepted

- ☐ Study-abroad/exchange/dual-degree program
- ☐ French language class, professional training (i.e. cooking class)
- ☐ Full-time undergraduate or graduate school program
- ☐ PhD program

or

Then you just need to wait for your confirmation messages!

Within 3 weeks after Campus France has received your postal mail, and if your file is complete, a notification will be sent to the email you provided enabling you to book an appointment online with your assigned French consulate. The two documents from Campus France that you need to print out for your visa appointment are:

- *The email stating your Campus France fee has been processed*
- *The email stating that your Campus France application has been processed*



Confirmation messages

Remember to print these and bring them to your visa appointment.

While you're waiting for them, you can prepare your other visa materials.

Go back to your program's [hub page](#) for more instructions.

***That's it for Campus France!
Good work.***

The Campus France confirmation messages look like this.

Undergraduate and graduate school application
I have been accepted (study abroad, individual, PhD...)
Mailbox
My account

[Welcome](#) > I have been accepted (study abroad, individual, PhD...)


I have been accepted (study abroad, individual, PhD...)

Payment notification

Bonjour [redacted]

Your payment of 180.00 Dollars has been processed.

Sincerely,
Campus France Team
This is an automatically generated email, please do not reply.



Dear [redacted],

CampusFrance USA has processed your file. You should now make an appointment with your assigned consulate:

Consulat Général de France à Boston
31 Saint James Avenue, Suite 750 Boston, MA 02116 United States

IMPORTANT: it remains at the discretion of the Consulate to determine if your application can be accepted for a student visa.

Please make sure that you:

- 1) Print this confirmation message. It is the Campus France "attestation" needed for your visa appointment.
- 2) Book your appointment on the [Consulate's website](#); no earlier than 90 days and no later than 2 weeks prior to the start of your program (take into consideration that during peak activity in the Consulates, especially in the summer, available slots fill up quickly).

Sincerely,
Campus France Team
This is an automatically generated email, please do not reply.